



Affected Population:
3,761 Individuals



Damaged Shelters:
443



Casualties:
104

Movement Trigger:
Armed attacks

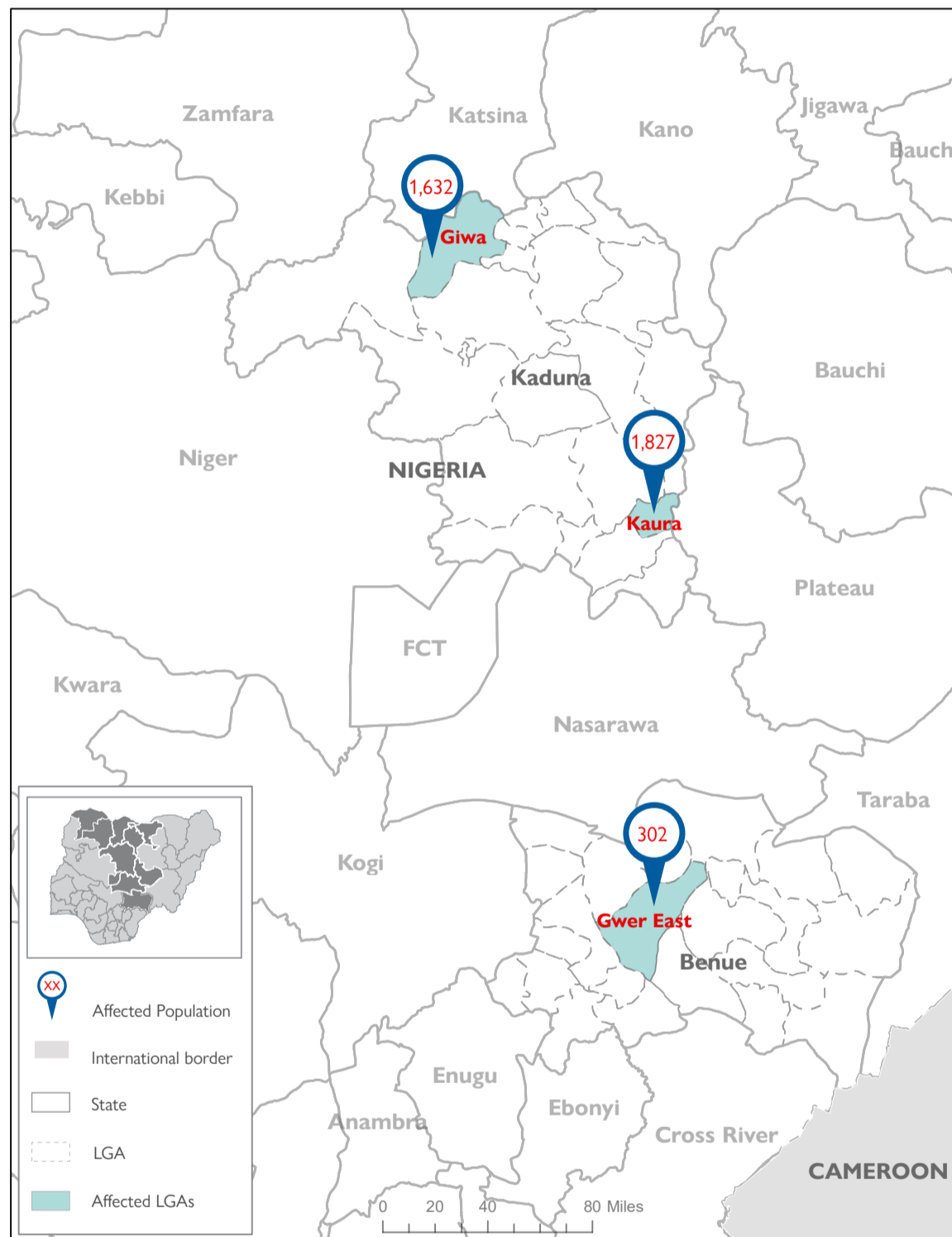
OVERVIEW

Nigeria's north-central and north-west zones are afflicted with a multidimensional crisis rooted in long-standing tensions between ethnic and religious groups and involves attacks by criminal groups and banditry/hirabah (such as kidnapping and grand larceny along major highways). During the past years, the crisis has accelerated because of the intensification of attacks and has resulted in widespread displacement across the region.

Between the 20th and 27th of March 2022, armed clashes and banditry have led to new waves of population displacement. Following these events, rapid assessments were conducted by DTM (Displacement Tracking Matrix) field staff to inform the humanitarian community and government partners, and enable targeted response. Flash reports utilise direct observation and a broad network of key informants to gather representative data and collect information on the number, profile and immediate needs of affected populations.

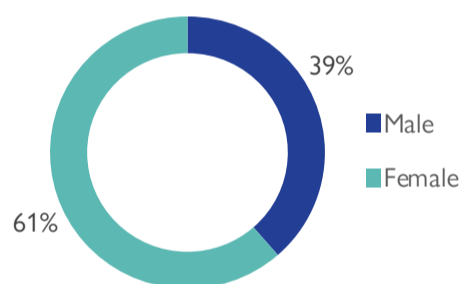
During the assessment period, the DTM identified an estimated 3,761 individuals who were affected by the attacks. A total of 3,686 individuals were displaced to neighbouring wards in the LGAs Giwa and Kaura in Kaduna State and Gwer East in Benue State. A total of 104 casualties were reported, including 29 injuries and 75 fatalities.

AFFECTED LOCATIONS

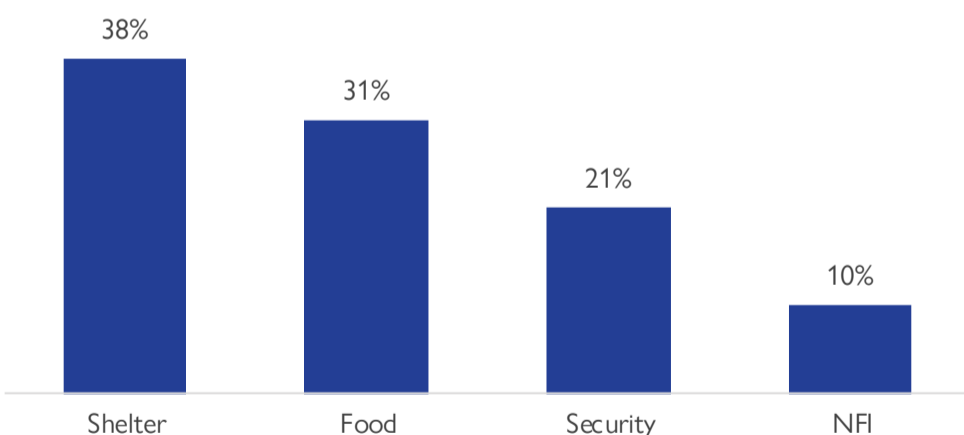


The above map is for illustration purposes only. The depiction and use of boundaries, geographic names and related data shown are not warranted to be error-free nor do imply a judgment on the legal status of any territory, or any endorsement or acceptance of such boundaries by IOM.

GENDER (FIG. 1)



MOST NEEDED ASSISTANCE (FIG. 2)



State	LGA	Cause of Incident	Number of Affected Households	Number of Affected Individuals	Casualties	Male	Female	Children	Number of Damaged shelter
Benue	Gwer East	Communal clash	57	302	18	121	181	151	236
Kaduna	Giwa	Attacks	327	1,632	42	600	1,032	473	29
Kaduna	Kaura	Attacks	301	1,827	44	730	1,097	527	178
Grand Total			685	3,761	104	1,451	2,310	1,151	443

"When quoting, paraphrasing, or in any other way using the information mentioned in this report, the source needs to be stated appropriately as follows: "Source: Displacement Tracking Matrix (DTM) of the International Organization for Migration (IOM), Nigeria Mission, MARCH 2022.""