

BOSNIA AND HERZEGOVINA – FLOW MONITORING REPORT

18 NOVEMBER – 24 DECEMBER 2021



The opinions expressed in this publication are those of the authors and do not necessarily reflect the views of the International Organization for Migration (IOM). The designations employed and the presentation of material throughout the publication do not imply expression of any opinion whatsoever on the part of IOM concerning the legal status of any country, territory, city or area, or of its authorities, or concerning its frontiers or boundaries.

IOM is committed to the principle that humane and orderly migration benefits migrants and society. As an intergovernmental organization, IOM acts with its partners in the international community to: assist in meeting the operational challenges of migration; advance understanding of migration issues; encourage social and economic development through migration; and uphold the human dignity and well-being of migrants.

This publication was made possible through support provided the Directorate General for Italian Citizens Abroad and Migration Policies of the Italian Ministry of Foreign Affairs and International Cooperation (Donor) and the Czech Republic Ministry of Interior (Donor). The opinions expressed herein are those of the author and do not necessarily reflect the views of donors.

This publication should not be used, published or redistributed for purposes primarily intended for or directed towards commercial advantage or monetary compensation, with the exception of educational purposes, e.g. to be included in textbooks.

Cover photo: Migrant family moving onward to the border between Bosnia and Herzegovina and Croatia © IOM 2021



Some rights reserved. This work is made available under the Creative Commons Attribution-NonCommercial-NoDerivatives 3.0 IGO License (CC BY-NC-ND 3.0 IGO).*

For further specifications please see the Copyright and Terms of Use.

Permissions: Requests for commercial use or further rights and licensing should be submitted to publications@iom.int.

* <https://creativecommons.org/licenses/by-nc-nd/3.0/igo/legalcode>

Table of contents

1	Executive summary	4
2	Introduction	5
2.1	About DTM's Flow Monitoring Surveys	6
3	Migrants traveling through Bosnia and Herzegovina: baseline profile	6
3.1	Sample size and main nationalities surveyed	6
3.2	Demographic profile	6
3.3	Education and employment	7
3.3.1	Education	7
3.4	Employment status before departure	8
3.5	Reasons for leaving the country of origin	9
3.6	Reasons for leaving the country of departure	10
3.7	Travel mode	11
3.8	Routes and Transit countries	11
3.9	Cost of journey	12
3.10	Entry and length of stay in BiH	13
3.11	Problems/Protection Risks encountered during the journey	14
3.12	Main Needs	15
3.13	Country of intended destination	16
4	Afghanistan	17
4.1	Demographic profile	17
4.2	Education	18
4.3	Employment	18
4.4	Reasons for leaving the country of origin and the country of departure	18
5	Vulnerability to violence, exploitation and abuse	19
5.1	Having worked without getting the expected payment	20
5.2	Being forced to work	21
5.3	Offers of an arranged marriage	21
5.4	Being kept at a certain location against their will	21
5.5	Experienced some form of physical violence	22

5.6	Observed threats with sexual violence	22
6	COVID-19	22
7	Return intentions	23
8	Methodology	23
8.1	Sampling	24
8.2	The questionnaire	24
8.3	Limitations	25

Table of figures

Figure 1	Number of interviewed migrants per TRC	5
Figure 2	Percentages of interviewed migrants disaggregated by sex and age	7
Figure 3	Percentages of male and female respondents disaggregated by their education level	8
Figure 4	Percentages of male and female respondents disaggregated by employment status before departure	8
Figure 5	Percentage of respondents stating their first and second reason for leaving the country of origin	10
Figure 6	Percentage of respondents stating their first and second reason for leaving the country of departure	10
Figure 7	Transit countries and routes for Afghans nationals	12
Figure 8	Transit countries and routes for Pakistani nationals	12
Figure 9	Percentage of interviewed migrants stating the length of stay in the present country	13
Figure 10	Percentage of interviewed migrants reporting main problems during their journey	15
Figure 11	Top three provinces of origin of Afghan migrants interviewed	17
Figure 12	Percentage of respondents from Afghanistan stating reason for leaving the country of origin	18
Figure 13	Percentage of respondents from Afghanistan stating reason for leaving the country of departure	19

1 Executive summary

This report presents the summary of the results of the third round of the Displacement Tracking Matrix (DTM) Flow Monitoring Surveys (FMS) implemented in Bosnia and Herzegovina (BiH). The data was collected from 18 November to 24 December 2021, in five temporary reception centres (TRCs). A total of 319 individual respondents¹ were surveyed.

Two third of migrants surveyed were nationals from Pakistan and Afghanistan. Most migrants surveyed were single adult males, predominantly between the age of 20 and 35, with lower shares of adult females and children. Most respondents stated they were travelling with a group of persons. Of the 17 children interviewed, 13 were travelling without a close relative and among them, 10 were travelling alone and 3 with a facilitator.²

The main reasons cited for leaving their country of origin were war and conflict, followed by economic reasons, and personal/targeted violence. More than half of the respondents left from a country other than that of origin or habitual residence before moving again towards Europe and reaching BiH. These respondents usually lived for one year or more in either Greece or Turkey.

Almost a third of respondents reported having completed primary education. Overall, more than half of respondents have reported that they have stayed in BiH less than six months.

Italy, Germany and France were the most cited countries of intended destination at the time of the interview. More than half of Pakistanis stated they intended to go to Italy, while most Afghans intended to go to Germany. For all three main destination countries, half of the migrants interviewed declared they had information on asylum procedures or on how to obtain documents to stay legally in the country of destination.

More than a third of the respondents reported the estimated cost of the journey to be between 5,000 and 10,000 USD per person, while almost one fifth of respondents reported to have paid more than 10,000 USD.

During their journey, more than 80 per cent of the respondents encountered at least one problem, ranging from robberies and thefts, including of civil documentation, to journey-related health issues such as leg injuries, fever and mental health problems, as well as lack of food or shelter. Women and children surveyed were also more likely to be robbed while travelling than men.

More than a third of the respondents have directly experienced some form of abuse, violence or exploitation. More than half of the migrant children surveyed reported experiencing physical violence during the journey, while migrant children from Afghanistan were also more likely to travel alone or with a facilitator, clearly indicating that they are at greater risk of human smuggling or trafficking in persons.³

Additionally, one fifth of the respondents reported that they had been readmitted from one country of transit to the previous one at least once during their journey before reaching BiH.

Less than half of the respondents reported being vaccinated against COVID-19, and nearly two-thirds of those who were not, were not interested in getting vaccinated.

¹ The term “respondents” refers to migrants, refugees and asylum-seekers as the reference population is made of mixed migration flows. These terms are used interchangeably throughout the report.

² The term “facilitator” can include the following categories of people agents / employers / smugglers.

³ In providing the answers, migrants pointed to the word “traffickers”, however it should be emphasized that they could have meant “smugglers” as the act of trafficking is not voluntary while the latter is. Therefore, the word may have been used interchangeably by migrants not knowing the exact meaning of the it, also considering that IOM enumerators were not supposed to provide the respondents with an explanation of the difference between the two. When enumerators gather information under the ‘other’ option, migrants can add additional information to provide a more qualitative background, and thus they report the respondent’s exact wording.

Almost all migrants interviewed stated that they did not consider returning to their country of origin during the journey, mainly for security reasons or for the intention of family reunification. Of those who were considering return, most reported being too exhausted from the current living conditions to continue the journey.

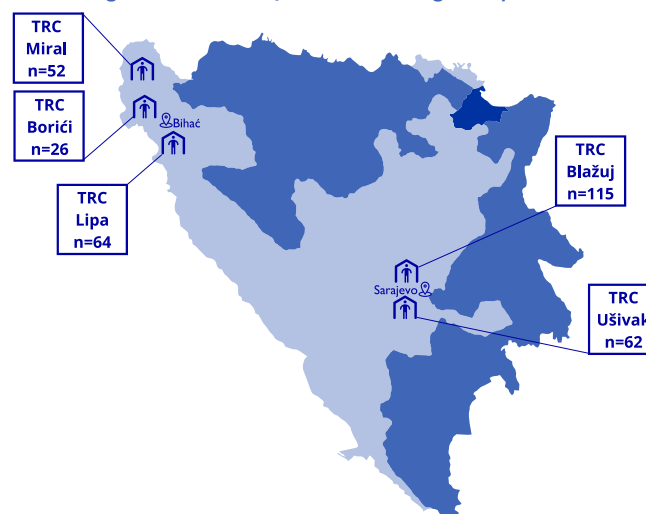
2 Introduction

Since 2015, the Western Balkans (WB) region has emerged as a major crossroads for migrants attempting to reach the European Union (EU). Prior to 2017, migrants travelled mainly through North Macedonia and Serbia. However, in 2017, the routes travelled by migrants to reach the European Union (EU) diversified, with increasing flows following the Albania, Kosovo,⁴ Montenegro and BiH route.

In order to better capture these changes and be able to assist migrants, IOM started conducting the Displacement Tracking Matrix (DTM)'s Flow Monitoring Surveys (FMS) in the country. The first FMS round was carried in 2018, when BiH experienced a sharp increase in the number of irregular migrants, with the authorities recording a total of 24,067 migrants during the year, thirty times the number recorded in 2017. The FMS were then repeated in 2019, when a total of 29,196 migrants were registered by the Ministry of Security (MoS) of BiH, which represents the peak of flows registered so far. Following travel restrictions and strengthening of border control measures, the number of migrants entering BiH has decreased to 16,150 in 2020, and 15,740 in 2021. As shown by the results of the third FMS round, the profiles, experiences, and intentions of migrants travelling the region continue to evolve. Furthermore, the protection risks encountered during the journey are still omnipresent in the individual stories collected, providing IOM, state partners and humanitarian actors with in-depth and up-to-date information to inform the migration response in BiH.

This report contains the findings of the DTM FMS conducted by IOM field staff between 18 November and 24 December 2021. A total of 319 individuals were surveyed in in Temporary Reception Centres (TRC) located in Sarajevo Canton, including TRCs Blažuj and Ušivak, and the Una-Sana Canton, including TRCs Lipa, Miral and Borići.

Figure 1 Number of interviewed migrants per TRC



Note: This map is for illustrative purposes only. Representations and the use of boundaries and geographical names on this map may include errors and do not imply any judgment on the legal status of a territory, nor official recognition or acceptance of these boundaries by IOM.

4 References to Kosovo shall be understood to be in the context of United Nations Security Council resolution 1244 (1999).

The report is structured as follows: first, baseline profile of the population interviewed is presented, followed by a section on the migrants' travel experience up to the location where the interview took place. The next section focuses on the demographic profile and migrant trajectories of Afghan nationals in BiH, in particular in the light of the events of August 2021. Finally, respondents' experiences of violence, exploitation and abuse will be outlined. The last two sections examine on COVID-19 awareness and impact on the journey and the respondent's views on their return intentions.

2.1 About DTM's Flow Monitoring Surveys

The FMS are part of the IOM's DTM activities in the Mediterranean region, which started in October 2015 and were conducted within the framework of IOM's research on populations on the move through the Mediterranean and WB Routes to Europe. Surveys are analysed to provide information on profiles, transit routes and vulnerabilities of respondents.

The FMS gathers information about migrants' profiles, including age, sex, gender, countries and areas of origin, levels of education and employment status before migration, key transit points on their route, cost of the journey, reasons for moving and intentions. It also has a module on migrants' vulnerability to and experience of abuse, exploitation and violence. Compared to previous rounds, the questionnaire used in 2021 was revised to include new questions related to migration factors for Afghan nationals, awareness and impact of COVID-19 and return intentions. More information on the questionnaire, sampling and survey implementation can be found in the [Methodology section](#).

All analyses, together with the latest information on arrivals to Europe can be accessed via DTM's portal on mixed migration Flows to Europe.

3 Migrants travelling through Bosnia and Herzegovina: baseline profile

3.1 Sample size and main nationalities surveyed

The information in this report is based on a sample of 319 respondents.⁵ The overall number of registered migrants older than fourteen years of age residing in TRCs at the time of data collection ranged from 1,680 to 2,021 each day. The two main declared nationalities of respondents were Pakistan (34%) and Afghanistan (32%), followed by the Islamic Republic of Iran (8%), Bangladesh (6%), Morocco and the Gambia (3% each), Iraq (2%), and Nepal (1%), and smaller shares of migrants from Ghana, Algeria, Burkina Faso, Cameroon, China, Republic of Congo, Cuba, Egypt, Guinea-Bissau, India, Israel, Lebanon, Libya, Niger, Nigeria, Syrian Arab Republic, Somalia, Togo, Tunisia.

Most migrants stated that their country of origin or habitual residence is Afghanistan or Pakistan (31% each), followed by the Islamic Republic of Iran (8%), Bangladesh (6%), Morocco (3%), the Gambia and unidentified country (2%), Algeria, Burkina Faso, Cameroon, Republic of Congo, Egypt, Ghana, Greece, Guinea-Bissau, India, Iraq, Lebanon, Libya, Niger, Nigeria, Somalia, South Africa, Syrian Arab Republic, Togo, Tunisia, Turkey, Ukraine, (less than 1% each).

3.2 Demographic profile

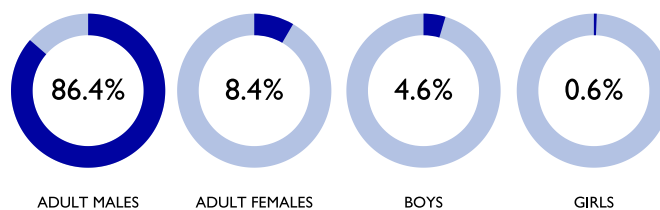
Male migrants represented the vast majority (91% or 290) of the sample, followed by nine per cent of female respondents. Also, 289 respondents identified their gender as male, 29 as female, and 1 respondent identified as neither male nor female.⁶ The median age of respondents was 27, with the youngest migrant interviewed being 16 years old and the oldest 60 years old. Seventeen respondents (5%) were children between 14 and 17 years old,⁷ out of which fifteen boys and two girls.

⁵ Two other migrants met by enumerators stated that they had already participated in the FMS before, and hence were not asked the remainder of the questions after the initial ones.

⁶ The questionnaire includes one question on sex and one question on gender self-identification, both including the possibility of declining to specify for the respondent.

⁷ According to the Convention on the Rights of the Child, a child is any person under the age of 18.

Figure 2 Percentages of interviewed migrants disaggregated by sex and age



Source: DTM BiH FMS 2021, n=319.

Over two thirds of the respondents (68% or 216) declared they were single, followed by 30 per cent who were married (95), 2 per cent divorced (7), and less than 1 per cent widowed (2).

Almost three quarters of the respondents (73% or 233) have no children. Of those who reported having children, 65 per cent declared at least one child left in the country of origin, 31 per cent or 27 respondents said they had children travelling with them, of which 10 respondents reported having children younger than five years of age. Fifteen per cent said they had children at destination or elsewhere.⁸

Out of 29 interviewed female respondents, 3 were travelling alone.

The three most common languages spoken by the respondents were Urdu (22%), Farsi (20%), Pashto (16%), followed by Arabic (7%), Punjabi (7%), Bengali (6%), Dari (5%), French (3%), Kurdish (2%), English (2%) and other 26 different languages (representing less than 1% each). Thirty-nine per cent of the respondents reported English as a second language.

Of the total number of respondents, 18 declared they had been internally displaced before leaving their origin country, including 8 persons from Afghanistan, 3 from Pakistan, 2 from the Islamic Republic of Iran and 1 from the Republic of Congo, the Gambia, Israel, Somalia and Syrian Arab Republic respectively.

3.3 Education and employment

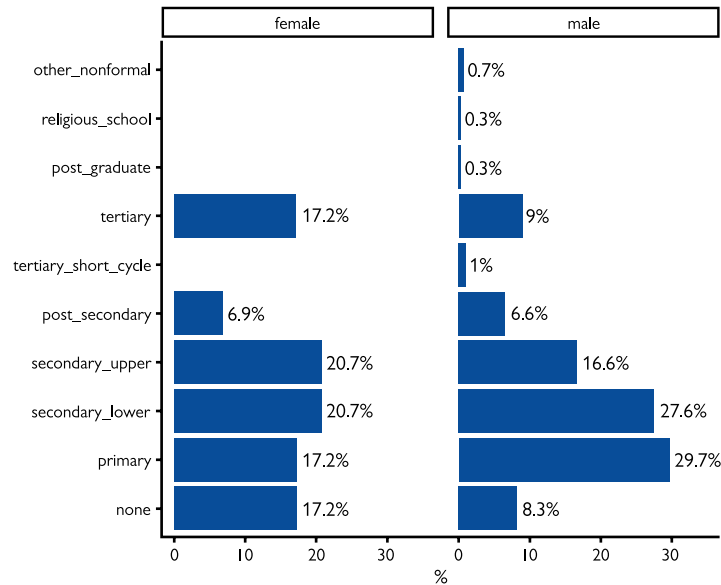
3.3.1 Education

Almost a third of respondents (29% or 91) reported having completed primary education, 27 per cent (86) have lower secondary education, 17 per cent (54) reported having completed upper secondary school, 10 per cent (31) reported having completed tertiary education, 9 per cent (29) reported having completed no formal education, 7 per cent (21) reported having completed post-secondary education, less of 1 per cent (2) reported having completed another non-formal education, and 1 migrant declared to have completed postgraduate and 1 the religious school.

Overall, female respondents have a higher level of education than male respondents. Most of the female migrants surveyed have lower or upper secondary education (42%), while most of male migrants have primary education or no education (40%).

⁸ Respondents can have more children; therefore, the percentage does not sum up to 100.

Figure 3 Percentages of male and female respondents disaggregated by their education level



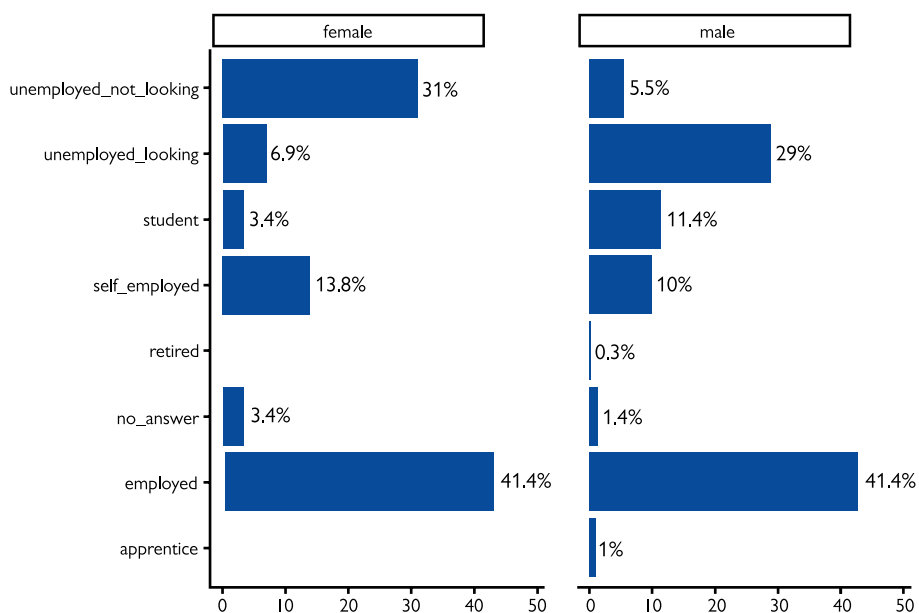
Source: DTM BiH FMS 2021, n=319.

Among respondents with at least upper secondary education (63% of the total sample), the most frequently reported domains of study were education (27%), business, administration and law (22%), services (11%), generic programmes and qualifications (10%), arts and humanities (9%), engineering, manufacturing and construction and social sciences (6% each), health and welfare (4%), information and communication technologies (2%), natural sciences, mathematics and statistics (1%).

3.4 Employment status before departure

About 41 per cent of respondents declared they had been employed before leaving their country of origin, followed by 27 per cent who were unemployed and looking for a job, 11 per cent who were students, 10 per cent who were self-employed, 8 per cent who were unemployed and not looking for a job, 1 per cent were apprentices. Two per cent of respondents did not provide an answer to the question.

Figure 4 Percentages of male and female respondents disaggregated by employment status before departure



Source: DTM BiH FMS 2021, n=319.

Among respondents who declared they had been employed before leaving their country of origin, the most frequently reported jobs were service and sales workers (29%), followed by craft and related trade workers (11%), skilled manual, plant and machine operators and assemblers, and professionals (10% each), technicians and associate professional (9%), elementary occupations (8%), armed forces (6%), clerical support workers (5%), managers (2%).⁹ The one respondent who answered “other” reported to have been a cricket player.

3.5 Reasons for leaving the country of origin

Migrants interviewed were also asked to mention the main two reasons for leaving their country of origin, out of a closed list of options.¹⁰ Figure 5 shows the two main reasons in comparison. Thirty-seven per cent of respondents reported war and conflict in their country of origin as a primary reason, followed by economic reasons (33%) such as a lack of employment opportunities, personal/targeted violence (10%), other reasons (7%) – including issues related to the political situation in the country–, limited access to basic services and education (4% each), family reasons including family reunification (3%), environmental changes and degradation (2%), natural disasters and COVID-19 (less than 1% each).

Out of the 17 migrant children interviewed, 9 reported war and conflict as the main reason, followed by 4 who mentioned education, 3 who mentioned economic reasons and 1 who reported other reasons, which included being orphan.

Of the 29 female respondents interviewed, 11 reported war and conflict as the main reason, followed by 5 who reported other reasons, mostly of a political nature, 4 who reported personal/targeted violence and economic reasons equally, 3 who reported education and 1 who mentioned sudden natural disasters and limited access to basic services equally.

Most migrants who reported leaving their country of origin due to war and conflict were from Afghanistan (67%) and Pakistan (16%), with considerably smaller shares for other countries.

For those 33 per cent who reported economic reasons for leaving their country of origin, the majority came from Pakistan (56%), followed by Iran (9%) and Morocco (8%).

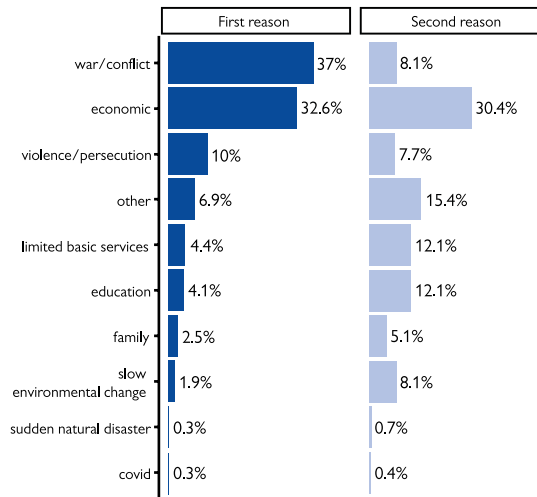
Interestingly, out of the 10 per cent of respondents who reported leaving their country of origin due to personal/targeted violence, 30 per cent of respondents were from African countries (Cameroon, Togo, the Gambia, Ghana, Burkina Faso, Republic of the Congo), followed by 25 per cent from Pakistan, and 12 per cent from Afghanistan and Iran equally.

Among those who reported personal violence, three male migrants declared to have been in slavery in their country of origin and therefore decided to flee, and one migrant reported to belong to the LGBTIQ+ community and had to leave for fear of persecution.

⁹ The list of categories included in the questionnaire were: Armed forces; managers (e.g. directors, senior officials); professionals (e.g. doctors, nurses, teachers, accountants); technicians and associate professional (e.g. associate professionals of science, engineering, health, business and administration, legal); clerical support workers (e.g. general secretaries, customer service clerks); service and sales workers (e.g. personal services, sales workers, personal care, security services); skilled manual (agriculture, fishery, craft) (e.g. gardeners, farmers, fishers, gatherers); craft and related trade workers (e.g. metal workers, repairers, woodworkers, electronic installers); plant and machine operators, and assemblers (e.g. truck/ bus drivers, mining/ rubber machine operators); elementary occupations (e.g. cleaners, mining/ construction labourers, street vendors, refuse workers).

¹⁰ The list of categories included in the questionnaire were: sudden onset natural disaster (e.g., flood, storm, landslide, earthquake); slow environmental change (e.g. livestock died due to drought, loss of agriculture due to drought/poor rainfall, sea level rise destroyed homes/assets, reduced fish stocks); war/conflict; personal/ targeted violence; limited access to services (basic education, health care, water, food, accommodation, transportation); economic reasons; education (higher levels) or training; marriage, family reunification or family formation; COVID-19 related reasons.

Figure 5 Percentage of respondents stating their first and second reason for leaving the country of origin



Source: DTM BiH FMS 2021, n=319.

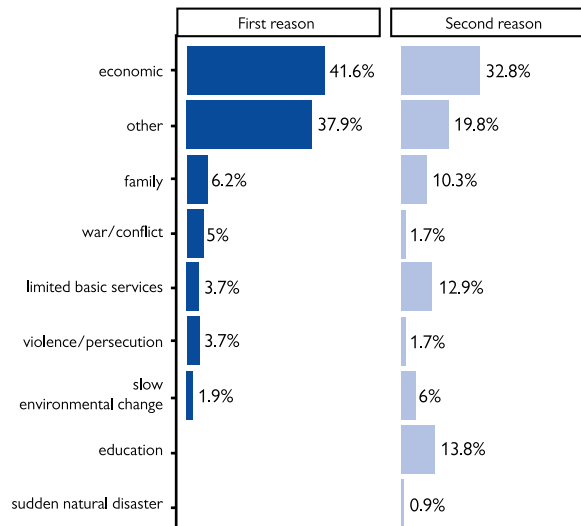
3.6 Reasons for leaving the country of departure

To understand if the reasons for migration change over time and in different contexts, migrants who have re-emigrated from a country other than that of origin or habitual residence, where they have stayed there for more than a year (52% or 165), were asked what the two main reasons were for moving again towards Europe. Figure 6 shows the two main reasons in comparison.

Forty-two per cent of the respondents reported as the primary reason for leaving the country economic reasons, followed by 38 per cent who reported “other” reasons, among which the most cited reasons relate to difficulties with the asylum procedures and lack of documentation. Other respondents mentioned family reasons (6%), war and conflict (5%), limited access to basic services and personal/targeted violence (4% each), as well as slow environmental changes (2%).

“My family and I faced racial discrimination due to our Kurdish ethnicity in Turkey” – male respondent from the Islamic Republic of Iran

Figure 6 Percentage of respondents stating their first and second reason for leaving the country of departure



Source: DTM BiH FMS 2021, n=161.

3.7 Travel mode

Most of the respondents stated they were travelling with a group of persons (57%), while the rest was travelling alone or with a facilitator.¹¹ The majority of those in groups were travelling with non-family members (56%), followed by those travelling with some family member and relatives (40%). Few migrants reported to have been travelling with facilitators (4%), indicating the possibility of human smuggling or trafficking.

Of the seven migrants who reported travelling with facilitators, children represent a significant share (3 or 43%), all of them from Afghanistan. This indicates that children are at greater risk of human smuggling or trafficking in persons.

Out of the seven migrants who reported travelling with facilitators, four were adult males, including three from Pakistan and one from Bangladesh.

Five out of seven migrants who reported travelling with facilitators declared they experienced at least one of the indicators related to violence, abuse and exploitation. This involved working or performing activities without getting the expected payment, being forced to perform work or activities against their will and experiencing some form of physical violence. Only one migrant responded positively to three out of six indicators, while none of the seven reported experiences of sexual violence. For more information on the topic, please refer to chapter 5 - Vulnerability to violence, exploitation and abuse. Ten per cent of the female respondents were travelling alone, compared with 46 per cent of male respondents declaring the same. It is important to note that 59 per cent of the minors interviewed were travelling alone (10 respondents), all boys of which seven from Afghanistan, one from Morocco, one from Egypt and one from Algeria.

Family groups among respondents are mostly composed by spouses and children (41%), followed by spouses only (26%), siblings only (18%), non-first line relatives (8%), only with children (4%) and only with parent (3%).

3.8 Routes and Transit countries

Of the respondents who departed from a country other than that of origin or habitual residence before reaching BiH (52%), most reported departing from Greece (46%), followed by Turkey (33%), Iran (7%) and Serbia (6%).

Routes and transit countries of the main nationalities

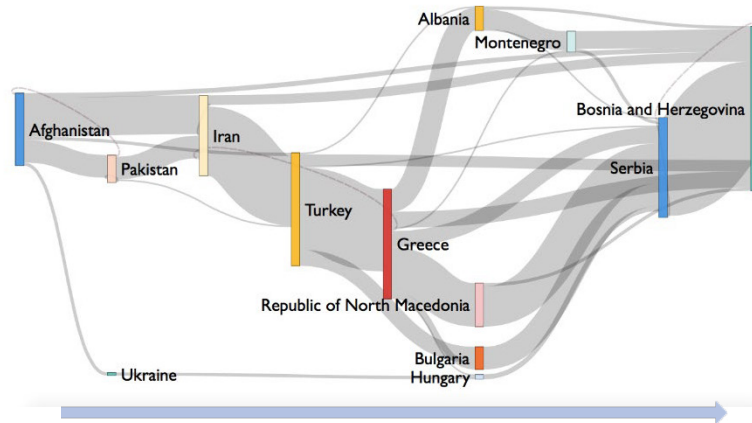
Afghans

Out of 101 respondents from Afghanistan (32%), 45 per cent reported leaving Afghanistan and taking a route through the Islamic Republic of Iran, Turkey and Greece. However, more than a half of them departed from other countries after having spent one year or more there, mainly from Greece and Turkey. From Greece, respondents declared taking different routes, mostly through North Macedonia to Serbia or through Albania to Montenegro from where they crossed into BiH.

It is significant that most of the migrant children interviewed (14 out of 17) were from Afghanistan. They were also the most likely to travel alone.

¹¹ The question “Who are you travelling with (with whom did the respondent start the journey)?” presented two options namely a. Alone, b. With a group. If b (with a group), a follow-up question followed “The group was made of: a. Non-family/non-relatives, b. Family/Relatives, c. Facilitators (agents/employer/smugglers).”

Figure 7 Transit countries and routes for Afghan nationals

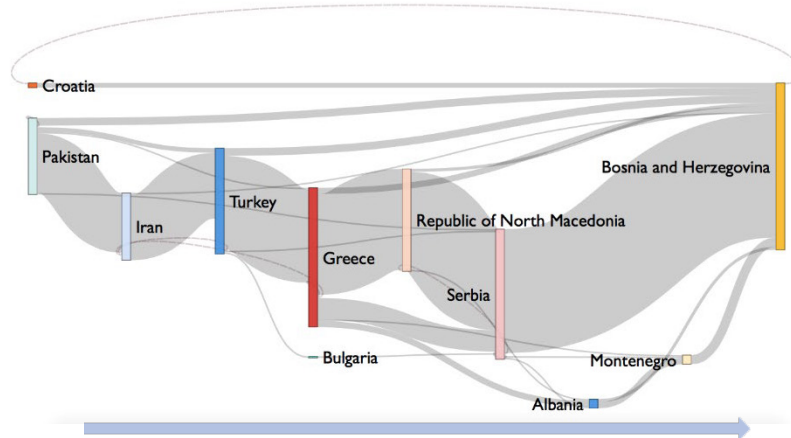


Source: DTM BiH FMS 2021, n=101.

Pakistanis

Out of 109 respondents from Pakistan (31%), 45 per cent reported leaving their country of origin and transiting through the Islamic Republic of Iran and Turkey to Greece. Twenty-seven per cent of respondents departed from Turkey taking a route through Greece, and 27 per cent declared they departed from Greece. From Greece, most of the respondents took a route through North Macedonia to Serbia, from where they crossed the border to enter BiH.

Figure 8 Transit countries and routes for Pakistani nationals



Source: DTM BiH FMS 2021, n=109.

3.9 Cost of journey

More than a third of the respondents (36%) reported the estimated cost of the journey to be between 5,000 and 10,000 USD per person, while 22 per cent reported they have spent between 2,500 and 5,000 USD, 11 per cent between 1,000 and 2,500 USD, 3 per cent – less than 1,000 USD and less than 1 per cent – at no cost. Eight per cent did not know the exact amount paid.

It is worth noting that 19 per cent of respondents reported to have paid more than 10,000 USD, a price range that was not included in the FMS questionnaire conducted in 2019, which denotes a considerable increase in the cost that migrants have to pay to undertake the journey.

Interestingly, 31 per cent of female respondents declared they have paid more than 10,000 USD versus 17 per cent of male who they have paid more than 10,000 USD.

Almost half of the respondents (49%) reported having paid for the journey with their own money only, followed by 29 per cent who reported financial help from relatives in the country of origin or habitual residence, 15 per cent who sold their private property, 10 per cent who received support from relatives abroad, 9 per cent who were helped by friends in the country of origin or worked in transit, 5 per cent who relied on loan/debt, 2 per cent who got help from friends abroad and 1 per cent through recruitment agency.¹²

Almost a third of the respondents (32%) reported having paid for the journey per leg, followed by 18 per cent having paid for the journey by hawala instalments, 16 per cent having paid the full amount in advance, 14 per cent by instalments in cash, 9 per cent will have to pay upon arrival, and for the rest (11%) either it is not known, or the payment was made through other systems.

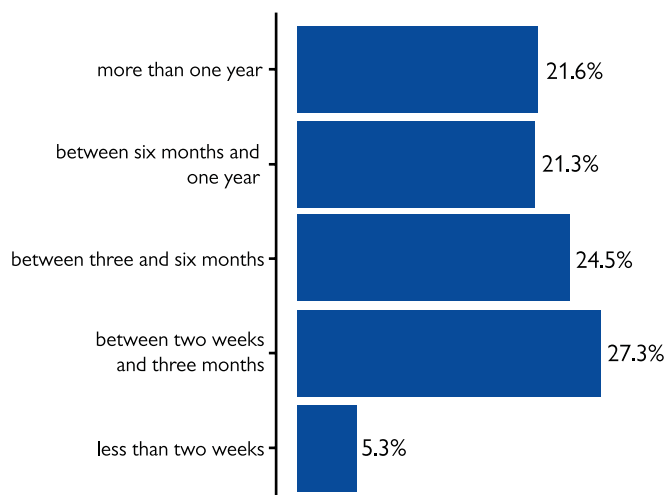
When asked whether they will have to repay all or part of the travel expenses upon arrival at their intended destination, most of the respondent (58%) replied no, 30 per cent answered positively while the remaining 11 per cent declined to reply.

It is worth noting that 10 out of 17 children paid more than 5,000 USD to travel, while 12 out of 17 declared they paid the journey by hawala instalments. Lastly, out of the total number of children interviewed, eight declared that they had to reimburse the cost of the journey once they arrive at the final intended destination (47%).

3.10 Entry and length of stay in BiH

Twenty-seven per cent of respondents (87) declared they spent between two weeks and three months in BiH, followed by 24 per cent (78) who declared they spent between three and six months, 22 per cent (69) having spent more than one year, 21 per cent (68) having spent between six months and one year, 5 per cent (17) less than two weeks. Overall, 57 per cent of respondents have reported that they have stayed in BiH less than six months.

Figure 9 Percentage of interviewed migrants stating the length of stay in the present country



Source: DTM BiH FMS 2021, n=319.

12 The total does not add up to 100 as the respondents could provide multiple answers.

3.11 Problems/Protection Risks encountered during the journey

Surveyed migrants were asked about several types of protection incidents and problems they have faced during the journey before reaching BiH. Forty per cent of respondents declared they had been robbed, out of which 80 per cent stated that the robberies occurred in transit countries and 20 per cent in BiH. Interestingly, 55 per cent of female respondents declared they had been robbed compared with 40 per cent of male respondents who reported the same. Migrant children are also more likely to be robbed than adult migrants with 53 per cent of them reporting being robbed while travelling compared to 40 per cent of adults.

The transit countries most cited where the reported experience took place were Greece (23%), the Islamic Republic of Iran and Turkey (14% each), Croatia and Serbia (13% each), followed by a lower percentage for the other countries along the journey.

Twenty-three per cent of respondents declared they had suffered the theft of their documents and 88 per cent of them reported that this happened in transit countries while 12 per cent reported this had occurred in BiH. The most cited countries where this has happened were Croatia (24%), Turkey (22%) and Greece (20%).

Forty-eight per cent of respondents reported that there was a lack of shelter at some point during the journey. Eighty-five per cent reported that this happened in transit countries, and 15 per cent reported this had occurred in BiH. The three most cited countries where migrants said they did not have shelter/place where to sleep were Greece (28%), Serbia (16%) and North Macedonia (14%).¹³

Thirty-one per cent of migrants reported having had health problems during the journey,¹⁴ mainly fever, fractured limbs, and mental health problems. Sixty-four per cent of these health problems occurred in transit locations.

Fifty-four per cent of respondents also reported having had financial problems to cover basic needs/ onward journey, out of which the majority (53%) declared this happened in BiH.

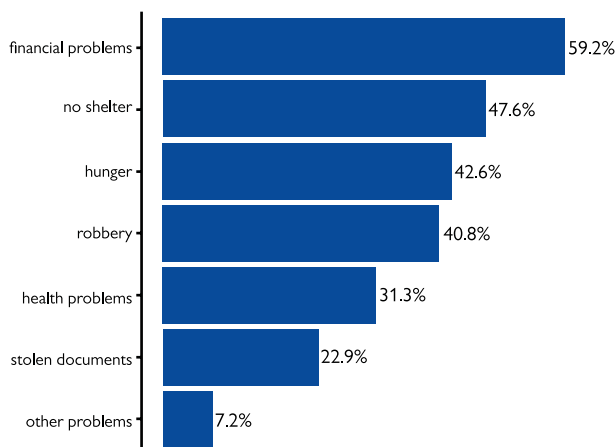
Hundred-thirty-six migrants surveyed said they suffered from hunger (43%), 111 of which declared it happened in transit countries, while 25 migrants declared it happened in BiH. The most cited countries where migrants said they suffered from hunger in transit were Serbia (20 respondents), Greece (18 respondents), and Turkey (15 respondents).

Seven per cent of the respondents mentioned facing other problems during their journey, such as problems with the authorities of transit countries, and experiencing mental health issues.

13 The population surveyed is mobile and the reasons for not having shelter/place where to sleep are disparate, including the unwillingness to stay in a reception facility, and the desire to be as close as possible to the country's borders to reach the final intended destination as soon as possible.

14 The information covers the journey from the country of departure to the country where the interview took place, namely BiH.

Figure 10 Percentage of interviewed migrants reporting main problems during their journey¹⁵



Source: DTM BiH FMS 2021, n=319.

Only 16 percent of the respondents declared they had not experienced any of the aforementioned problems during the journey.

In this section, respondents were also asked if they had been readmitted to another country during their journey by the authorities of transit countries. Twenty-four per cent of respondents reported that they had been readmitted at least once. About 38 per cent declared this happened between two and five times during the journey, followed by 27 per cent who declared it only happened once, 18 per cent who reported it happened between six and ten times, 17 per cent who declared it happened more than 11 times. Most of those who reported being readmitted reported the readmission took place in Croatia (60%), followed by Greece (10%), BiH, Jordan, North Macedonia, Slovenia, Turkey (5% each).

3.12 Main Needs

Respondents were also asked what their main needs were that they could not access or that were not available at the time of the interview and to provide them in order of priority. Most respondents (36%) reported cash as their main need, followed by accommodation (11%), medical issues (7%), legal issues (7%), food and transfer of money (5% each), clothes (4%), psycho-social support (3%), followed by significantly lower percentages for other needs (family tracing, WASH facilities, and others).

In addition, 14 per cent of the sample reported that they needed help/arrangement in trying to cross the border to reach their final destination. This information is particularly significant considering that to respond to the most immediate needs, migrants could run the risk of being trafficked, falling into the hands of organized smuggling networks, employment or extortion situations. For more information on the topic, please refer to chapter 5 - Vulnerability to violence, exploitation and abuse.

Even for the most immediate second needs mentioned, the same are confirmed: cash and other (18% each), followed by food (12%), accommodation (11%), medical and money transfer issues (8% each).

Notably, migrant children, reported the need for money and help to reach their final destination as well as a lack of clothing items. Among the female migrant surveyed, nearly half reported the need for cash or money transfer as their most important need.

¹⁵ The total is not 100 as respondents could provide more than one answer, all of which applied

3.13 Country of intended destination

Italy, Germany and France were the most frequently mentioned countries of intended destination for migrants at the time of their departure from countries of origin or habitual residence, mentioned by respectively 30 per cent, 22 per cent and 14 per cent of total respondents. The rest reported other European countries.

The survey also asked about intended destinations at the time of the interview. There were no major changes between the top three countries of intended destination that respondents reported they had in mind at the time of departure in comparison to the ones that they named at the time of the interview, with 27 per cent mentioning Italy, 23 per cent Germany and 14 per cent France.

Only four per cent of respondents reported BiH as their intended destination country at the time of departure, while two percent reported their intention to stay in BiH at the time of the interview.

The final destinations for the two main groups of nationalities (Afghans and Pakistanis) somewhat differ. More than half of Pakistanis stated they want to go to Italy, almost a quarter mentioned Germany and France as their final destination. On the other hand, most Afghans aimed to go to Germany (41%), followed by France (17%), United Kingdom and Italy (10% each).

Approximately half of the respondents (54%) did not have family members in the countries of intended destination, while 34 per cent had non-first-line relatives and the rest (12%) had first-line relatives. Most of the relatives/family members in Europe are in Germany (29%), France (19%) and Italy (12%). Out of 10 migrant children who reported travelling alone, 7 reported to have relatives, first-line and non-first-line, in the country of intended destination. The countries they mentioned were Italy, France, Germany and the United Kingdom.

Those respondents who mentioned Italy as the country of their intended destination were more likely than respondents who mentioned Germany or France to report ease of access to asylum procedures as their reason for choosing Italy as a destination country. Having family and/or relatives was cited as the main reason by most of the respondents who reported Germany and France as their intended destination (30 and 44% respectively), followed by those who reported appealing socio-economic conditions (30 and 27% respectively).

“There is a doctor there that can help cure my son.” – male respondent from Afghanistan

For all three main destination countries, half of the migrants interviewed declared they had information on asylum procedures or on how to obtain documents to stay legally in the country of destination: 54 per cent of the respondents who mentioned Germany, 50 per cent for those who intended to reach Italy, 46 per cent for those who mentioned France. Furthermore, of the seven respondents who declared BiH as their intended final destination, only three of them reported having information on asylum or how to obtain documents to legally stay in the country, while three had no information and for one respondent the information is not available.

Of the total number of respondents who declared that they have family members in the country of destination, 75 per cent declared that they had not tried to reunify with their family members through legal procedures before, 11 per cent did not know how to do it, 9 per cent declined the question and 5 percent responded positively. Of those who have not tried to join family members through legal

procedures, only nine per cent stated having information on family reunification in the country where their relatives reside. Only one out of seven minors who declared they have family members in the country of intended destination tried to reunite with the family members through legal procedures.

With regards to the legal status at the time of the interview, 42 per cent of respondents did not have documentation, followed by 31 per cent declared to have been granted refugee status, 17 per cent the answer was unknown, and 10 per cent stated that they have applied for asylum and one person had a residence permit.

4 Afghanistan

This section presents the profile and main characteristics of the Afghan nationals interviewed, in light of the fall of Kabul in August 2021 that have affected the country and may have triggered new departures from the country.

4.1 Demographic profile

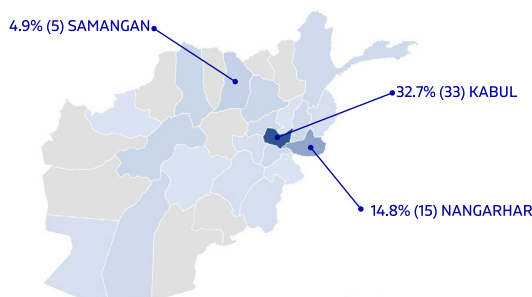
A total of 101 respondents from Afghanistan was interviewed, representing 32 per cent of the total sample, 91 per cent were male and the remaining 9 per cent were female.

Of the total number of respondents from Afghanistan, 14 were children representing 14 per cent of the total respondents from Afghanistan (12 boys and 2 girls). Seven boys stated travelling alone while three are travelling with a facilitator. Median age of all respondents is 24 years, the youngest migrant interviewed is 16 years old and the oldest 60 years old. Two-third of respondents were single (66% or 67) and had no children (74% or 75). Of those who reported having children, 54 per cent said that they had children left in the country of origin, while 58 per cent said that children were with the respondent, 15 per cent said the children were at their intended country of destination and for the 15 per cent of the children are elsewhere¹⁶.

Sixty per cent of the migrants surveyed from Afghanistan said they were travelling with a group, versus 40 per cent who declared they were travelling alone. Of those travelling in group, 57 per cent were travelling with relatives, 38 per cent were travelling with non-family members, and 5 per cent said they were travelling with facilitators.

The provinces of origin of respondents from Afghanistan were: Kabul (33%), Nangarhar (15%), Samangan (5%), Baghlan (4%), Ghor (4%), Jawzjan (4%), Badakhshan (3%), Hilmand (3%), Laghman (3%), Logar (3%), Parwan (3%), Ghazni (2%), Kunar (2%), Nimroz (2%), Paktika (2%), Sar-e-Pul (2%), Wardak (2%), Badghis, Kapisa, Paktya, Panjsher, Uruzgan (less than 1%) and for 4 per cent this information is unknown.

Figure 11 Top three provinces of origin of Afghan migrants interviewed



Source: DTM BiH FMS 2021, n=101.

Note: This map is for illustrative purposes only. Representations and the use of boundaries and geographical names on this map may include errors and do not imply any judgment on the legal status of a territory, nor official recognition or acceptance of these boundaries by IOM.

16 Respondents may have more children, so the percentage does not go up to 100.

Most of the migrants interviewed from Afghanistan (42%) declared Farsi as their first language, followed by 40 per cent who declared Pashto and 13 per cent who declared Dari. Smaller shares of migrants reported other languages (5%). It is interesting to note that out of the total of Afghan migrants interviewed, less than a third (27%) declared English as a second language, indicating significant language barriers which can hamper access to available services.

4.2 Education

About one third of respondents reported having finished primary education, followed by 26 per cent who finished lower secondary, 16 per cent who finished upper secondary, 11 per cent who declared to have no formal education, 6 per cent who finished post-secondary, 6 per cent who finished tertiary, 1 per cent with a short tertiary cycle and with non-formal education respectively. It is important to note that half of the Afghan female respondents (5) had no education, while three have finished lower secondary school and one had completed high school. In the twelve months leading up to the interview, none of the Afghan children interviewed attended school.

4.3 Employment

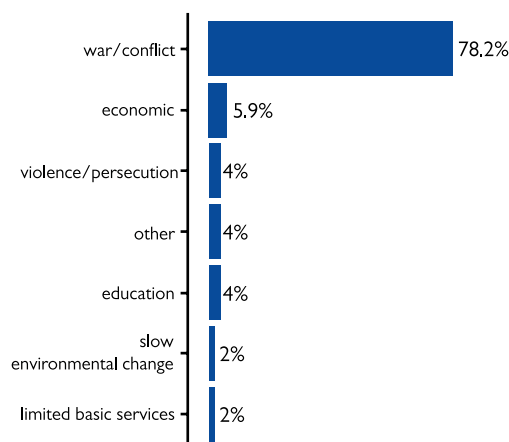
Forty-two per cent of the migrants interviewed from Afghanistan have been employed before leaving their country of origin, 21 per cent were looking for a job, 18 per cent were students, 14 per cent were unemployed and not looking for a job, 3 per cent were self-employed, 2 per cent did not provide an answer and 1 per cent were apprentices. Of the Afghan female respondents, only two were employed before leaving the country of origin.

4.4 Reasons for leaving the country of origin and the country of departure

Of the 101 Afghan nationals, 45 per cent started the journey to BiH from Afghanistan, 24 per cent from Turkey, 17 per cent from Greece, 9 per cent from the Islamic Republic of Iran, 4 per cent from Serbia and 2 per cent from Pakistan. In line with the entire sample considered, the main declared reason for leaving the country of origin is war and conflict (78%), followed by economic reasons (6%), reasons related to education, personal/targeted violence and other reasons (4% each), limited access to basic services and slow environmental change (2%).

Among the main reasons migrant children from Afghanistan left their country of origin, 10 cited war and conflict as the main reason, while 4 cited educational and economic reasons.

Figure 12 Percentage of respondents from Afghanistan stating reason for leaving the country of origin



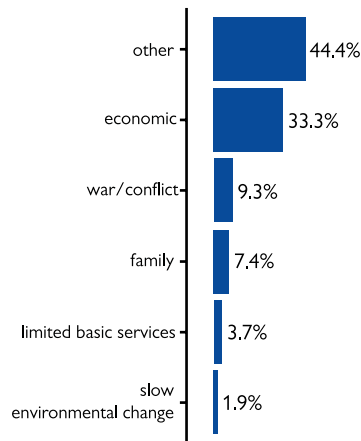
Source: DTM BiH FMS 2021, n=101.

“I don’t have parents. My brother was a general in the Army at the border between Afghanistan and Pakistan. They killed my brother, and I knew that they would kill me too.” – male respondent from Afghanistan

Almost one fourth of interviewed Afghans (23% or 23) left their country of departure between 6 months and 1 year prior to the interview, 21 (21%) between one year and two years, 17 (17%) between three and six months, 17 (17%) more than three years ago, 15 (15%) between two and three years, 7 (7%) between two weeks and three months and for 1 person (1%) this information is unknown.

Of the 101 Afghan migrants interviewed, 11 declared they had left Afghanistan as their country of departure in the last 6 months of 2021, in connection with the events that led to the fall of Kabul in August of the same year. This included two children.

Figure 13 Percentage of respondents from Afghanistan stating reason for leaving the country of departure



Source: DTM BiH FMS 2021, n=54.

Of the total number of respondents, 25 reported that someone helped them organize the journey (25%). Of these, 12 (48%) reported being helped by family/friends/community of origin to arrange the journey, 5 by recruiting agencies (20%), and 3 by family/friends/community at destination (12%). Among the five respondents who provided “other” as an answer, traffickers were the most cited persons who helped them organize the journey.¹⁷

5 Vulnerability to violence, exploitation and abuse

The questionnaire also included a module that gathers data on migrants’ vulnerability and the forms of abuse, violence and exploitation experienced during the journey or observed among other migrants travelling with them.

¹⁷ In providing the answers, migrants pointed to the word “traffickers”, however it should be emphasized that they could have meant “smugglers” as the act of trafficking is not voluntary while the latter is. Therefore, the word may have been used interchangeably by migrants not knowing the exact meaning of the it, also considering that IOM enumerators were not supposed to provide the respondents with an explanation of the difference between the two. When enumerators gather information under the ‘other’ option, migrants can add additional information to provide a more qualitative background, and thus they report the respondent’s exact wording.

More specifically, to better understand the risk of human trafficking, the survey included six questions to capture information about whether the respondents had, during their journey:

1. Worked or performed activities without getting the expected payment.
2. Been forced to perform work or activities against their will.
3. Been approached by someone offering marriage.
4. Been kept at a certain location against their will (by persons other than authorities of the country).
5. Experienced some form of physical violence.
6. Witnessed someone been threatened with sexual violence.

These six questions relate to an event, that might indicate exposure to human trafficking, exploitation and abuse practices, physical and sexual violence, experienced by the respondent directly or by one of his/her family member, or witnessed by the respondent during the journey.

The experiences described in these questions do not aim to identify cases of human trafficking as defined by international and national legal instruments. If interviewers came across respondents who requested further support, they referred these cases to the relevant protection actor.

Overall, 35 per cent of all respondents answered “yes” to at least one of the six direct indicators of human trafficking, exploitation and abuse based on their own experience. Only one respondent answered “yes” to five out of six indicators, while no respondent answered “yes” to all six indicators.

Thirty-six per cent of male respondents answered “yes” to at least one of six direct indicators of human trafficking, exploitation and abuse, compared with 28 per cent of female respondents.

More than two thirds of the minors interviewed (76% or 13 respondents), answered “yes” to at least one of the six direct indicators of trafficking, exploitation and abuse of human beings.

As regards the geographical areas where the reported experiences of violence and abuse took place, Greece and Turkey were at the top, with the sole exception of experience of some forms of physical violence, where Croatia represented the most frequently mentioned country.

For only one in six indicators there was a statistically significant difference between female and male respondents, relative to the indicator of experience of some form of physical violence, whereby male were more susceptible to some form of physical violence than women (23% of males versus 3% of females).¹⁸

5.1 Having worked without getting the expected payment

Seventeen per cent reported they had worked or performed other activities during their journey without receiving the expected payment, while 81 per cent did not. Two per cent of the respondents declined to reply. Of those who reported having worked or performed other activities without getting the expected payment during their journey, eight were boys.

In 45 per cent of the cases, the reported experience of not obtaining the expected pay took place in Turkey, followed by Greece (40%). Significantly lower numbers were recorded for the Islamic Republic of Iran (6%), Serbia (4%), Bulgaria, Jordan and Ukraine (2% each).

18 $\chi^2 = 4.957, df = 1, p = .026$

Of the 53 respondents who declared that they had worked without obtaining the expected payment, the two main sectors of employment declared were the farming and textile manufacturing industries, representing 45 per cent of the total.

Out of all respondents who indicated they never worked without getting payment (266), six declared they knew a family member who did.

5.2 Being forced to work

Three per cent or 11 respondents reported being forced to work or conduct activities against their will, including one boy, and less than one per cent or three migrants refused to answer. None of the female respondents responded positively, while three male respondents (1%) refused to answer the question. Of the 11 respondents who declared they were forced to work or perform other activities against their will, eight said this happened in Greece and Turkey, followed by one respondent that declared this happened in the Islamic Republic of Iran, one in Libya and one in Serbia.

The two main employment sectors reported by the 11 respondents were the manufacturing and farming industries, accounting together for 36 per cent of the total.

No respondents reported that any family member travelling with them was forced to perform work or other activities against their will.

5.3 Offers of an arranged marriage

Three per cent or 11 respondents reported they had been approached by someone offering a marriage, of which 10 were adult male and one was a girl.

No respondents reported that any family members were approached by someone who offered marriage during the journey

5.4 Being kept at a certain location against their will

Ten per cent or 31 respondents reported they had been held in a location against their will during their journey, 27 of them were male and 4 were female. Of these, two were boys and one was a girl. The countries that were reported as places this occurred were Greece (29%), Turkey (23%), Croatia and Islamic Republic of Iran (13%), Hungary and Libya (7%), Bulgaria, Serbia and Togo (3% each).

Regarding the context in which this experience took place, 12 respondents reported being held against their will for a ransom, of which 1 reported being held for ransom by police. Other contexts reported by respondents include: four respondents stated that this happened because of detention by the police, four reported this happened because of detention by traffickers, one respondent stated this happened as she/he was forced to live in a transition facility/camp, one respondent declared she/he was held for work at a private property and lastly one respondent declared being aware of a family member who was kept against his/her will during the journey:

“My brother was held for a ransom in Turkey. He was held in an unknown location along with other 3 people and was beaten and branded with hot iron. His hands were mutilated by the kidnappers until the ransom was paid by our family through an agent in contact with the kidnappers, a Turkish citizen.” – male respondent from Pakistan

5.5 Experienced some form of physical violence

Twenty-two per cent or 71 respondents declared having experienced some form of physical violence, including 67 male and 4 female. In addition, of the 17 children surveyed, 53 per cent (8 boys and 1 girl) reported having experienced some form of physical violence.

The country that was mentioned more frequently by the respondents was Croatia (27% or 19 respondents), followed by Greece (23% or 16 respondents), the Islamic Republic of Iran (13% or 9 respondents), Turkey (9% or 8 respondents), Serbia (8% or 6 respondents), BiH (6% or 4 respondents), Bulgaria, Libya, North Macedonia (3% or 2 respondents each), Albania, Nigeria and unidentified country (1% or 1 respondent each).

Out of those reporting experiencing some kind of violence during their journey, 36 per cent or 15 respondents stated experiencing violence by the police.

“After the border police officer confiscated my cell phone, I complained, and he broke my phone. When I asked him what the reason for such behaviour was, instead of answering, he kicked me in the stomach several times.” – male respondent from the Islamic Republic of Iran

“I was kicked by a smuggler who made me lose my baby.” – female respondent from Pakistan

5.6 Observed threats with sexual violence

Four per cent or 14 respondents declared to have witnessed threats with sexual violence, including 12 male and 2 female, among which 1 girl. The country most mentioned by the migrants surveyed where the sexual violence took place was North Macedonia (4 respondents), followed by Greece (3 respondents), Afghanistan, Albania, Croatia, Islamic Republic of Iran, Libya, Montenegro and Turkey (1 respondent each).

Some migrants also commented more qualitatively in relation to this question, denouncing various forms of sexual violence conducted at the expense of women and children (and in some rare but significant cases at the expense of men), in Libya, Serbia and North Macedonia, which were mostly perpetrated by smugglers.

6 Covid-19

Eighty-nine per cent of respondents reported being aware of the COVID-19 pandemic. Interestingly, all female and children respondents interviewed were aware of the COVID-19 pandemic compared with only 12 per cent of male respondents who said they were unaware of it. Furthermore, 38 per cent of migrants interviewed declared they were vaccinated against COVID-19. Out of the 197 respondents who declared they were not vaccinated, 64 per cent stated they were not interested and 24 per cent would be interested. Eleven per cent did not want to provide an answer.

Of the total respondents, 16 per cent of respondents reported facing COVID-19 related travel restriction challenges during their journey, while 19 per cent reported they had difficulty continuing their journey due to the COVID-19 pandemic.

Although a total of 14 respondents declared they had difficulty sending or receiving remittances from abroad due to the pandemic, 13 of which did not provide additional information, while only one respondent provided further details stating that the difficulties were mainly due to the closure of banks and borders.

7 Return intentions

Of the total respondents, 290 (91%) reported they had not considered returning to their country of origin during their journey, while the remaining 27 (9%) reported they had. Out of the 27 respondents who had considered returning, 23 (85%) considered the option while staying in BiH.

Close to two third of respondents who considered returning indicated they were exhausted from their current living conditions to continue the journey. Better living conditions in the country of origin, refusal of the asylum request, legal or physical barrier preventing them from continuing the journey, physical or legal barriers that prevent them from legally staying in the country of transit/reception and lack of job opportunities were the other reasons invoked for considering return (4% each).

Among those who had not considered returning, the largest group reported they were not interested to return (59%), while others cited security concerns (35%) and willingness to join their family in the destination country (5%). Of those who replied that they were not planning to return, the majority (86%) plan to continue the journey to their intended country of destination, followed by 12 per cent who plan to travel to another country from BiH and 2 per cent intend to stay in BiH.

Almost 60 per cent of respondents were aware of IOM Assisted Voluntary Return and Reintegration (AVRR) program, which aim to help migrants make informed and voluntary decisions about returning to their country of origin. Interestingly, nearly three-quarters of those who knew about it have learned about it in the location where the interview took place, mostly from IOM staff. As for the children surveyed, 41 per cent or seven of them declared they were aware that IOM provides this option.

8 Methodology

Flow Monitoring Surveys (FMS) in Bosnia and Herzegovina (BiH) were conducted as part of DTM activities in the Mediterranean that have started in October 2015 and are being conducted within the framework of IOM's research on populations on the move, through the Mediterranean and Western Balkans Routes to Europe. The data collection involves direct interviews with migrants and collation of statistical data on arrivals and migrant presence in reception and outside from national authorities and IOM staff presence. Regular updates on arrivals are available on DTM Flows to Europe Geoportal.

FMS in BiH were conducted by IOM field staff between November and December 2021 in the Temporary Reception Centres (TRCs) where IOM operates in BiH, which are all located in the Sarajevo and Una-Sana Cantons. A total number of 30 enumerators (15 female, 15 male) with language skills in English, Arabic, Dari, Farsi, Turkish and Pashto were trained by IOM.

The survey is designed to profile third country (non-European) nationals who are migrating to the countries of Europe through the Mediterranean routes. Only migrants aged 14 and above are approached and the questionnaire is proposed only to migrants and refugees who have arrived in the country of the survey no more than one year prior to the interview.

The FMS questionnaire was available in e-format in Kobo (English and French) and in paper forms translated into Arabic, English, Farsi, French, Pashto and Urdu. Respondents were approached in a simple random sample by IOM field staff working in the TRCs, with those who give their consent to be interviewed proceeding with the remaining questions. The interviews were anonymous and conducted one-on-one with respondents, in safe and isolated spaces, also considering the COVID-19 regulations in force in BiH at the time of the data collection. Migrants could decline to respond to individual questions or to interrupt the interview if they wish to do so.

8.1 Sampling

The sampling frame was agreed with the regional DTM team to ensure the consistency and solidity of the final sample for research purposes, reflecting the general demographic profile of migrant presence in reception centres of the country in the covered period. The top five nationality groups of the sample are among the first nationalities of land arrivals registered by the Ministry of Security (MoS) of BiH and among the first nationalities present in the TRC in 2021. The main nationalities during the reference period were Afghanistan, Pakistan, Bangladesh, Islamic Republic of Iran and Iraq, while the age/sex structure of the migrant population under consideration was mainly made up of single adult males representing over 70 per cent of the entire migrant population in 2021 as a whole and in the two months covered by the data collection.

8.2 The questionnaire

DTM's FMS baseline module captures data on the demographic profile of the respondents, their education and employment background, the circumstances of their migration journey and migration factors, their place of origin or their last country of habitual residence, and their future intentions with regards to the country of destination.

The second FMS module contains questions that refer to experience exploitation, violence and abuse that may amount to human trafficking. The module was prepared together with IOM's Migrant Protection Assistance (MPA) Division and gathers information on events and practices, experienced directly by the respondent or by his/her family member(s), or that are witnessed by the respondent during the journey. The third FMS module contains questions related to the COVID-19 pandemic, focusing primarily on personal knowledge and awareness of coronavirus disease symptoms among respondents and on travel restrictions related to COVID-19, and if they had already access to vaccination. The set of questions was designed to understand whether migrants are aware of COVID-19 symptoms, mitigation measures, and how potential restrictions may have impacted their migration journey and the economic situation of respondents and of their families in terms of ability to send and/or receive financial remittances.

The fourth module contains questions related to return intentions. As outreach activities on the existence and functioning of AVRR were run by IOM in the country, this module of the FMS – to avoid repetitions – only ask respondents few questions on the intention to return to the country of origin and awareness and knowledge of the AVRR options available.

8.3 Limitations

The data presented in this document are representative of the individuals surveyed in the covered locations and during the indicated timeframe. The data should not be generalized and should not represent a full picture of regional migration, but rather of migratory flows in the specific locations monitored in Bosnia and Herzegovina (BiH) during the covered period.

It should be borne in mind that the IOM has carried out surveys in the temporary reception centres where there is a high number of migrants in the winter period, given the temperatures below zero and greater difficulties in crossing the border to the European Union.

It should also be noted that a lower percentage of women of the total migrants in BiH were interviewed, for several reasons, including the fact that women tend to be less willing to talk, and that they are more difficult to approach when travelling with male family members.