

Population overview (November 2021): 112,829 individuals.

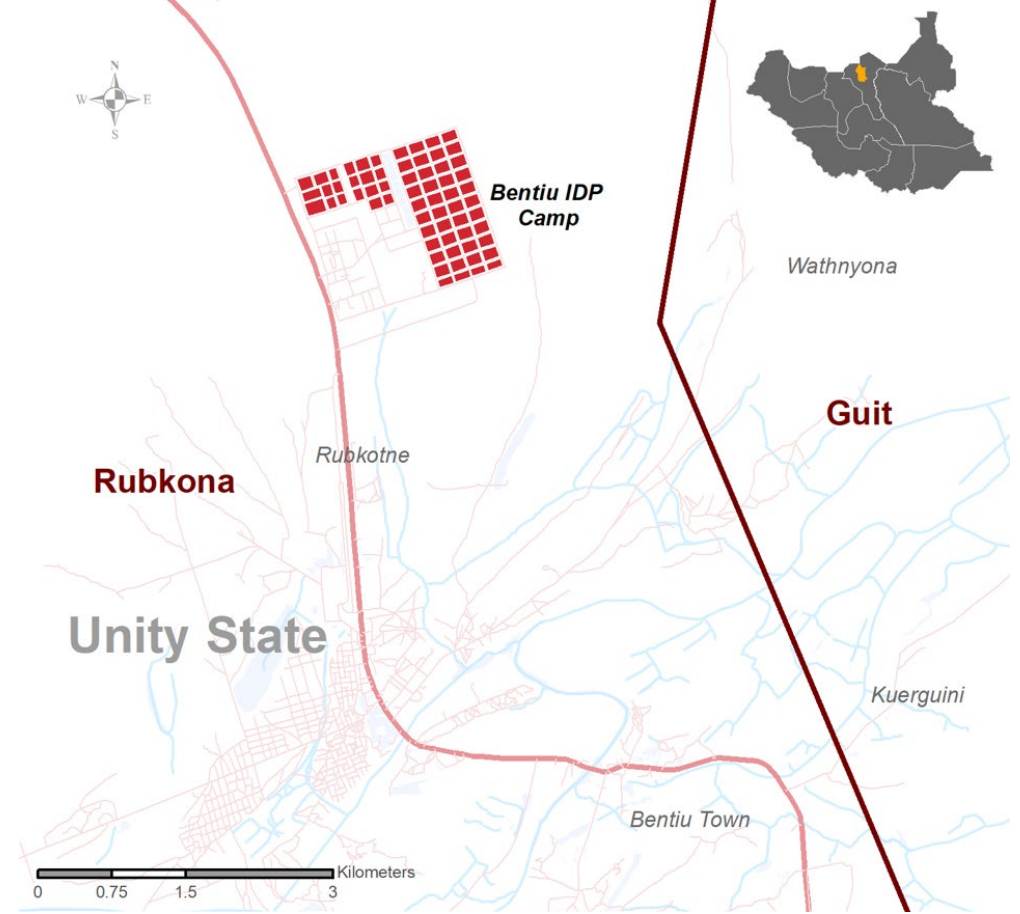
Bentiu IDP camp was established in December 2013. As of November 2021, 134,771 individuals (30,723 households) are biometrically registered as active beneficiaries in the site representing an increase by 1,742 individuals since October following registration of newborns.

Recognizing that there have been significant population changes since the last overall biometric registration / verification, IOM DTM conducts regular population counts to monitor population dynamics and displacement trends showing that the actual number of persons currently living at Bentiu IDP camp remains lower than the registered total.

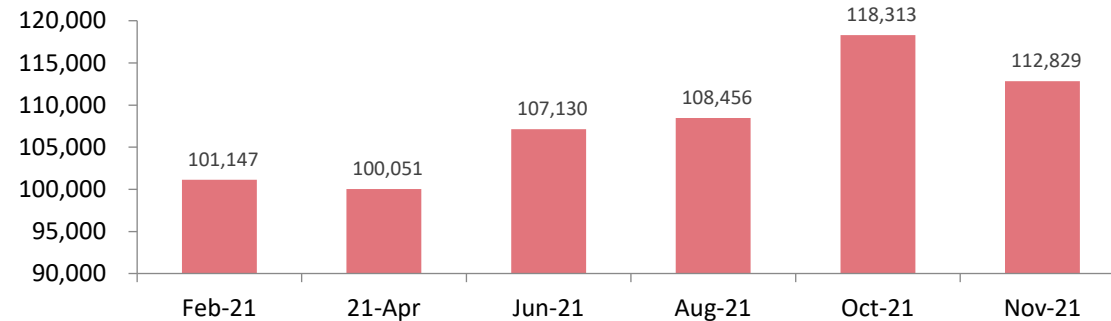
As per November 2021 population count findings, the Bentiu IDP camp population stands at 112,829 individuals (17,350 households) in 11,757 inhabited shelters (on average 10 individuals per shelter). This represents a five per cent decrease compared to October 2021.

While the daily mobility dynamics of IOM DTM's gate count shows a higher number in daily entries than exits (daily average of 26,181 entries vs 23,492 exits), the overall population figure decreased in November 2021. The discrepancy is attributed to an adjustment period after a change in the mode of data collection and the fact that many exits occur before enumerators assume their posts in the morning. It was reported that individuals exiting the camp left to higher grounds in the North due to flooding.

Displacement Site Flow Monitoring (DSFM) in November tracked more permanent exits (197 individuals) than new entries (130 individuals), although there was a general increase in new entries (303 individuals) compared to September – October findings (130 individuals). The majority of new entries during this period came from locations within Unity State (91%), with most arriving from Rubkona (72%), Guit (13%), Leer (3%), Koch (2%) and other counties in Unity State (1%). Eighty-eight per cent of recorded new entries departed their areas of origin due to hunger and destroyed homes caused by floods. Most exits cited locations in Unity State being the main areas of destination (57%), with most leaving to Rubkona (19%), Guit (16%), Panyijar (9%), Leer (7%), and other (6%). Thirty-one per cent moved to locations in Khartoum.



Monthly population trends at Bentiu IDP Camp, February 2021 – November 2021*

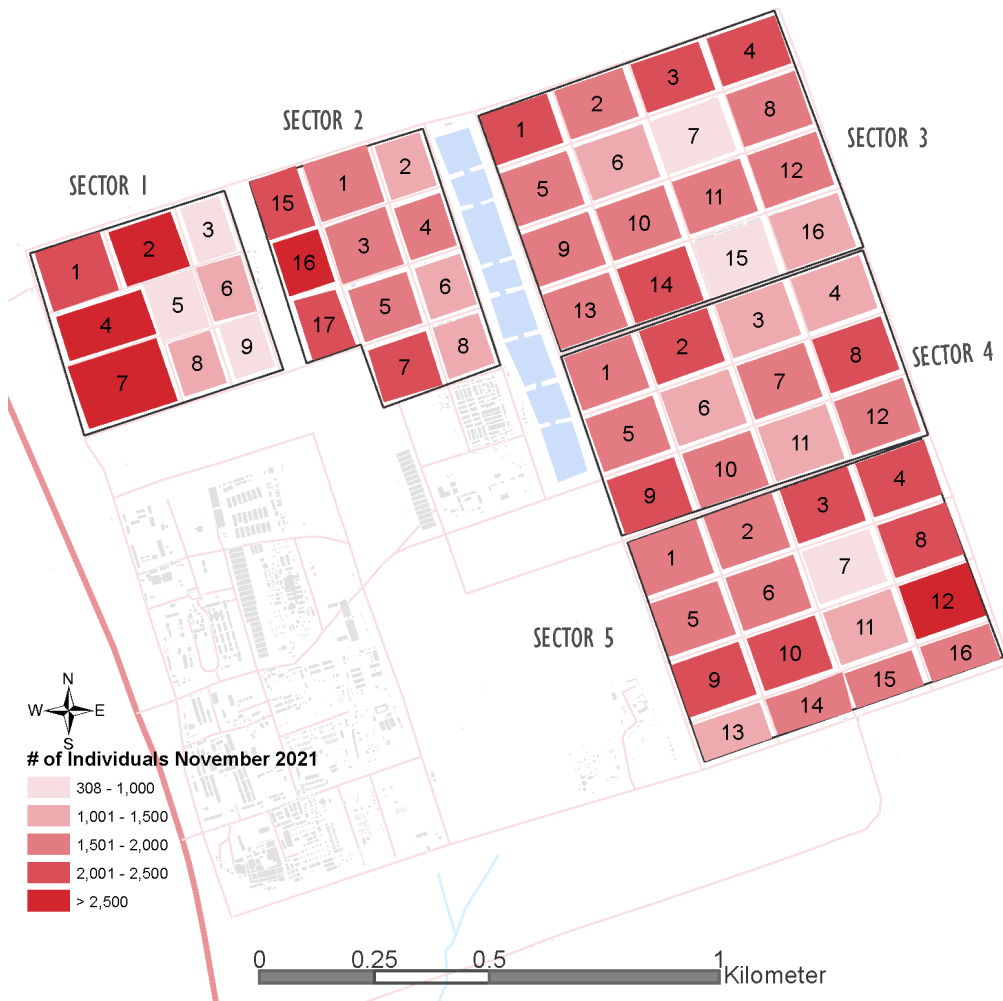


*In January, March, May, July and September (2021), IOM was unable to conduct population counts.



Population in Bentiu IDP Camp (November 2021): 112,829 ind.

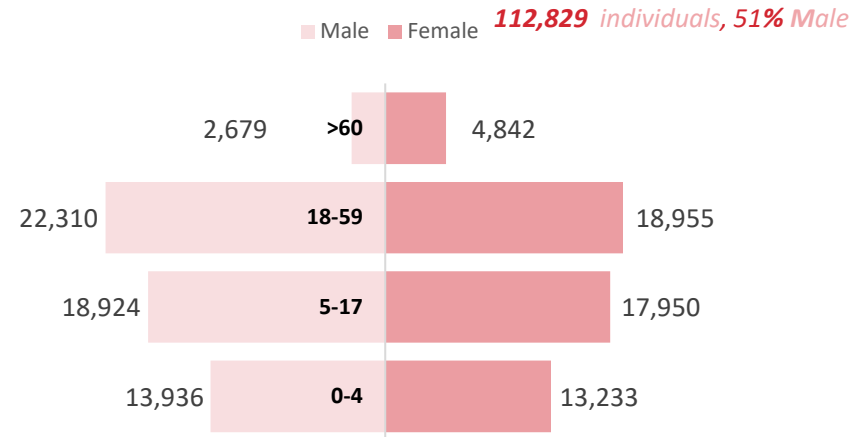
Sector 5 30,125	Sector 3 27,083	Sector 4 20,997	Sector 2 19,528	Sector 1 15,096
--------------------	--------------------	--------------------	--------------------	--------------------



The most populous sector was Sector 5 hosting 27 per cent of the overall population, followed by Sector 3 (24%) and Sector 4 (19%).

The blocks with the largest populations were recorded across three main sectors, namely: **Sector 5** Block 12 (2,957 individuals), **Sector 1** Block 2 (2,688 individuals), **Sector 2** Block 16 (2,533 individuals), **Sector 1** Block 7 (2,532 individuals) and **Sector 1** Block 4 (2,524 individuals).

Bentiu IDP Camp, Population by age and sex (November 2021)



For further information, contact southsudandtm@iom.int & visit <https://displacement.iom.int/south-sudan>.

DTM IS SUPPORTED BY

