

### Population overview (January 2022): 107,390 individuals.

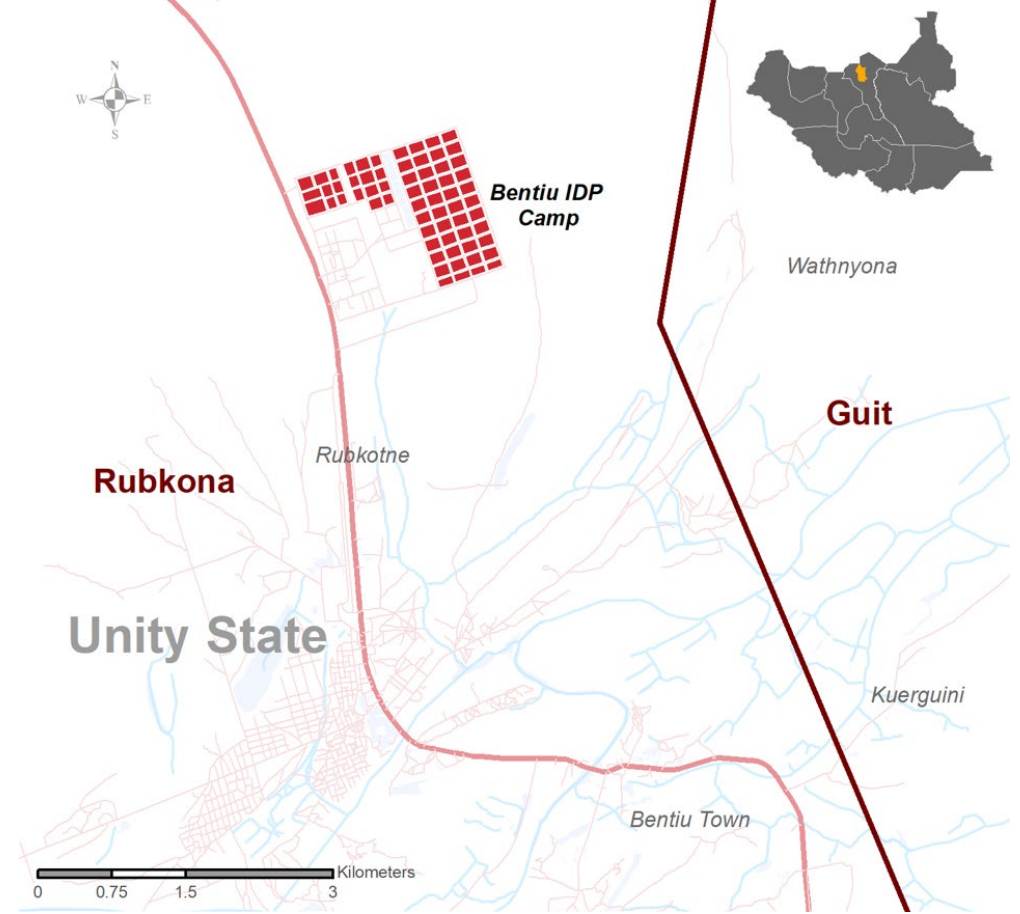
Bentiu IDP camp was established in December 2013. As of January 2022, 134,946 individuals (30,841 households) are biometrically registered as active beneficiaries in the site, representing an increase by 175 individuals since November following verification of previously inactive beneficiaries.

Recognizing that there have been significant population changes since the last overall biometric registration / verification, IOM DTM conducts regular population counts to monitor population dynamics and displacement trends. This exercise shows that the actual number of persons currently living at Bentiu IDP camp remains lower than the registered total.

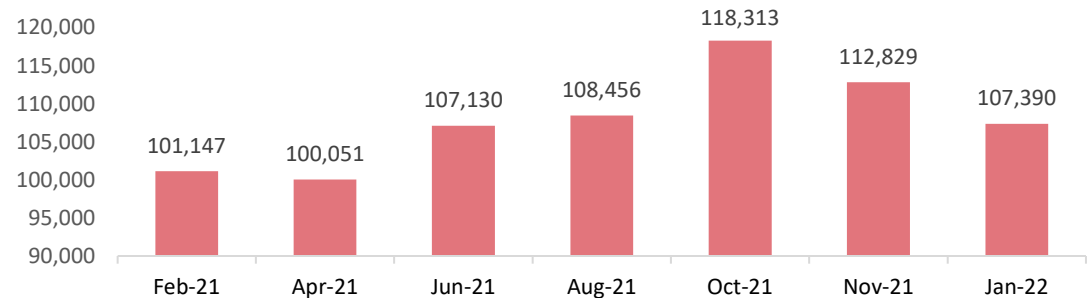
**As per January 2022 population count findings, the Bentiu IDP camp population stands at 107,390 individuals (16,880 households) in 11,976 inhabited shelters (on average 9 individuals per shelter). This represents a five per cent decrease compared to November 2021.**

Looking at the daily mobility dynamic, IOM DTM's daily gate count of individuals' entries and exits through the camp's gate shows slightly more exits than entries throughout January 2022 (daily average of 25,259 entries vs 26,995 exits).

Between 1 and 31 January 2022, Displacement Site Flow Monitoring (DSFM) at points of entry in Bentiu IDP camp indicated an increase in permanent exits (152 individuals). The majority of exits during this period departed to locations within Unity State (50%), with most leaving to Guit (15%), Panyijar (9%), Koch (8%), Rubkona (7%), Mayom and Leer (10%), and other (1%). Thirty-four per cent of exits cited locations in Khartoum (SDN) as their main areas of destination, with most heading to Jabal Aulia (16%), Khartoum (12%), and Um Durman (6%). The increased permanent exits were mainly due to individuals joining their families (29%), uncomfortable living conditions in the camp (28%), accessing education opportunities (27%), and other (16%).



### Monthly population trends at Bentiu IDP Camp, February 2021 – January 2022\*

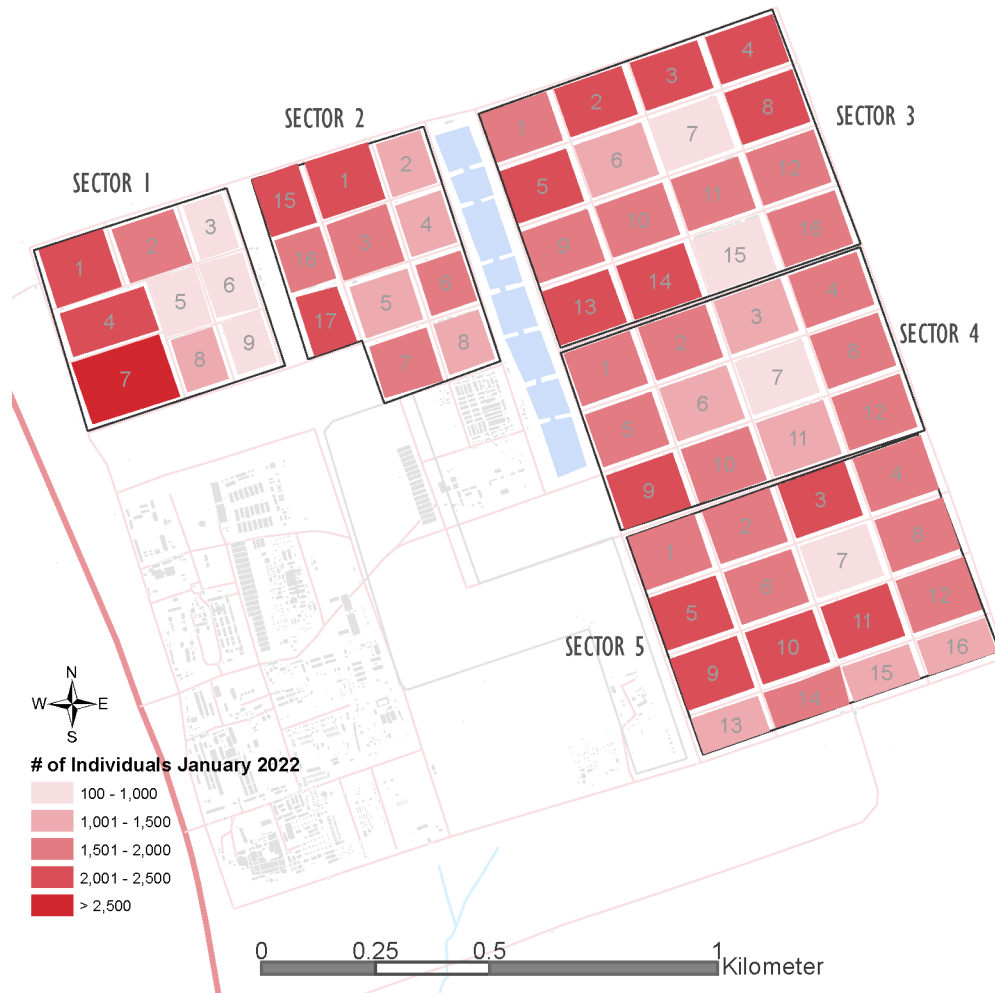


\*In January, March, May, July, September, and December (2021), IOM was unable to conduct population counts.



Population in Bentiu IDP Camp (January 2022): 107,390 ind.

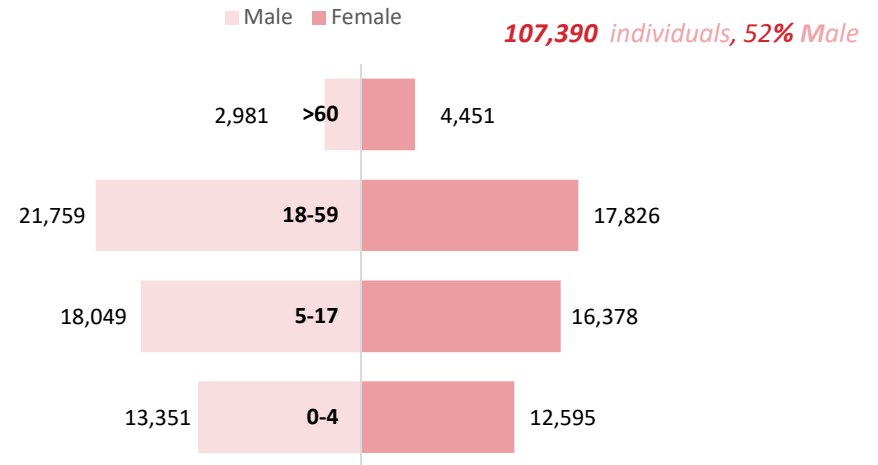
SECTOR 3 28,163	SECTOR 5 27,224	SECTOR 4 19,508	SECTOR 2 18,853	SECTOR 1 13,642
--------------------	--------------------	--------------------	--------------------	--------------------



The most populous sector was Sector 3 hosting 26 per cent of the overall population, followed by Sector 5 (25%), Sector 2 and Sector 4 (18%).

The blocks with the largest populations were recorded across three main sectors, namely: **Sector 1** Block 7 (2,637 individuals), **Sector 5** Block 10 (2,372 individuals), **Sector 5** Block 9 (2,330 individuals), **Sector 1** Block 4 (2,317 individuals) and **Sector 1** Block 1 (2,272 individuals).

### Bentiu IDP Camp, Population by age and sex (January 2022)



For further information, contact [southsudandtm@iom.int](mailto:southsudandtm@iom.int) & visit <https://displacement.iom.int/south-sudan>.