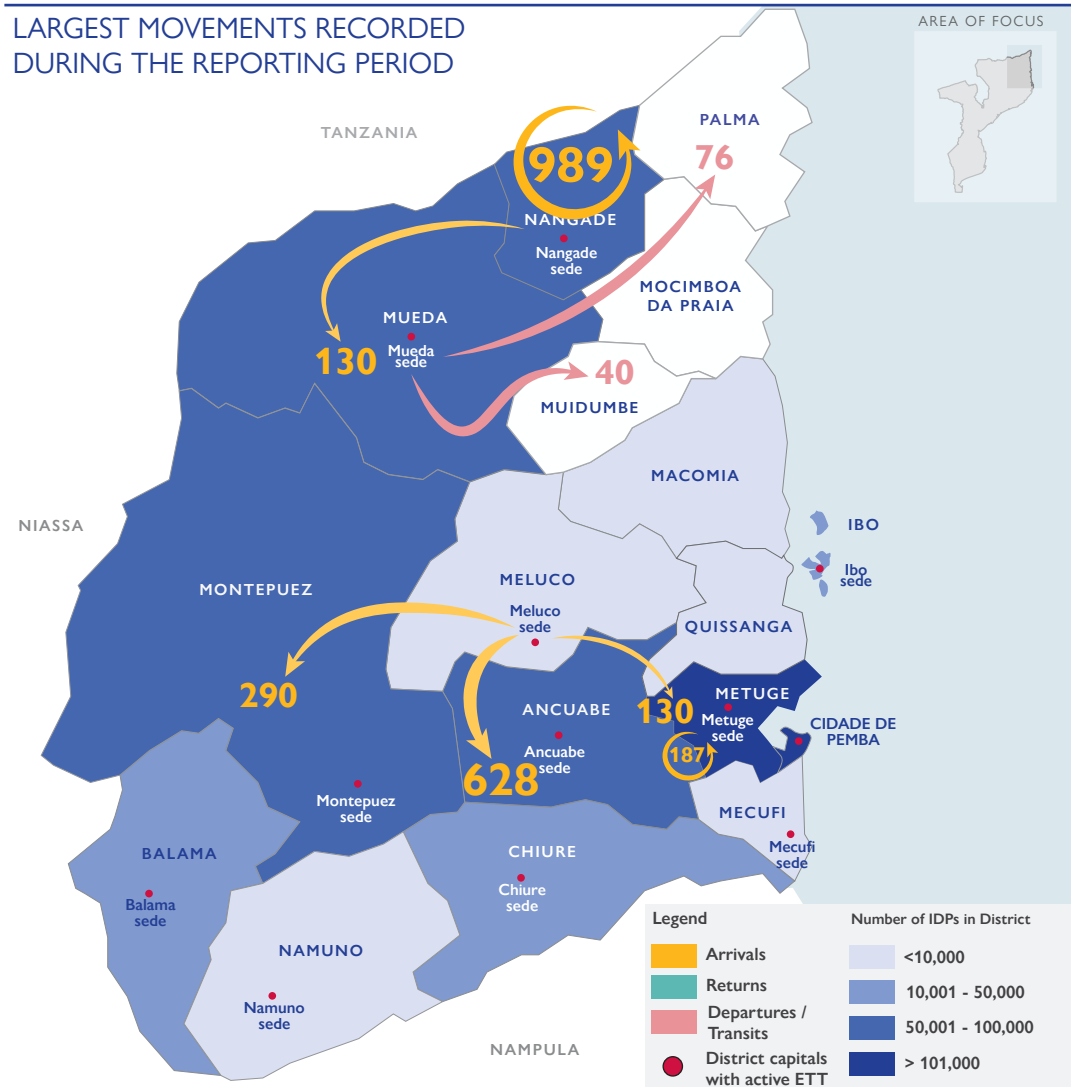


During the reporting period (16 to 22 February 2022), a total of 50 movements were recorded - 45 Arrivals (2,352 individuals), 1 transit (76 individuals) and 4 departures (238 individuals). The largest arrival movements were recorded in Nangade (989 individuals), Ancuabe (628 individuals), Montepuez (290 individuals), Mueda (209 individuals) and Metuge (147 individuals). The largest departure was observed in Metuge (187 individuals). Of the total population captured by the ETT, 74 per cent were displaced for the first time, and 26 per cent of reported IDPs had been displaced more than once prior to this latest movement.

LARGEST MOVEMENTS RECORDED DURING THE REPORTING PERIOD



KEY FIGURES

2,666

PEOPLE ON THE MOVE DURING THE REPORTING PERIOD

579

OF THE TOTAL IDPs INTEND TO RETURN TO THEIR PLACE OF ORIGIN

47%

OF THE IDPs REPORTED ARE CHILDREN

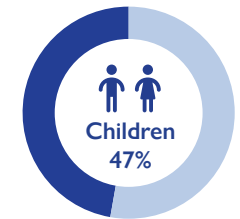
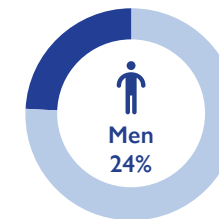
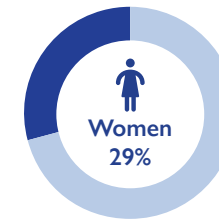
63%

OF THE REPORTED IDPs ARE LIVING WITH THE HOST COMMUNITY

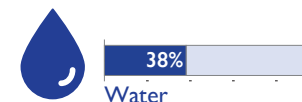
74

ELDERLY WERE REPORTED, REPRESENTING THE LARGEST VULNERABLE GROUP

DEMOGRAPHICS



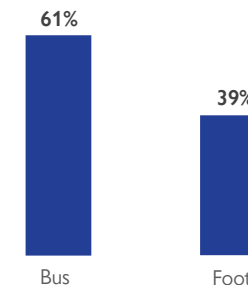
MAIN REPORTED NEEDS



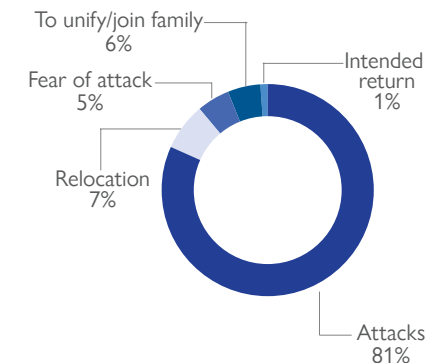
MAIN DISTRICTS OF ORIGIN (for arrivals)



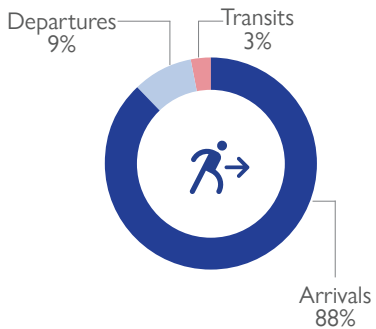
MEANS OF DISPLACEMENT



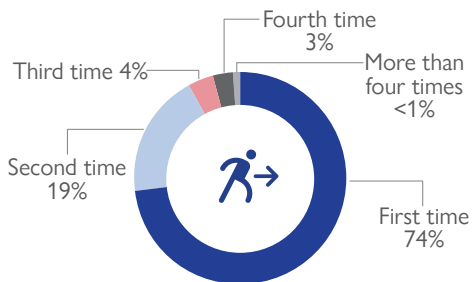
TRIGGERS OF MOVEMENT (for all arrival, return, departures and transit movements)



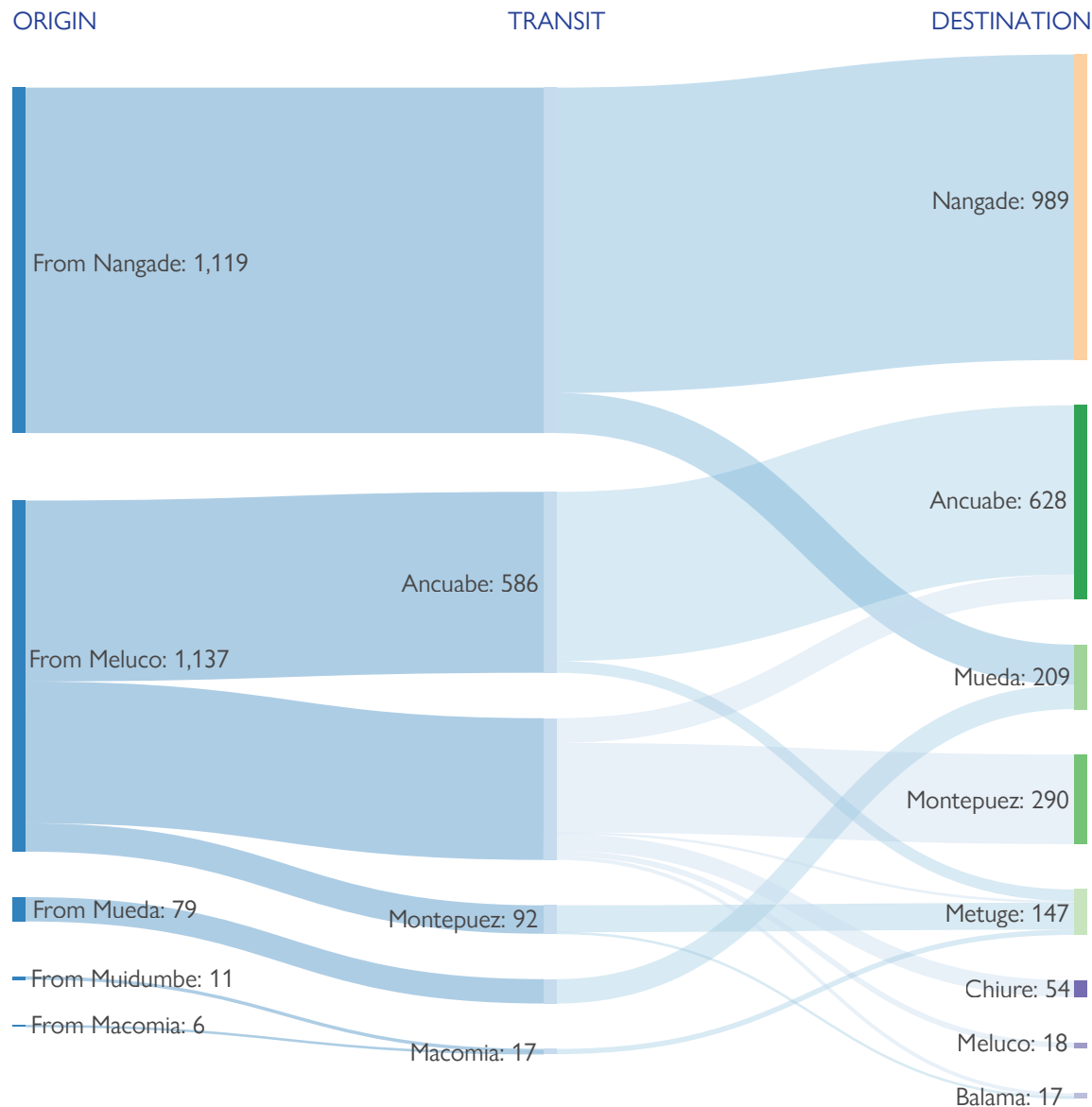
TYPE OF MOVEMENTS



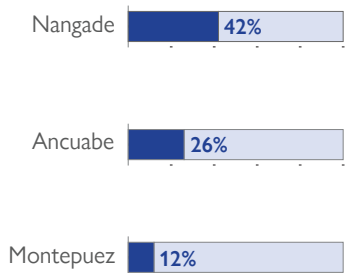
NUMBER OF TIMES IDPs HAVE BEEN DISPLACED



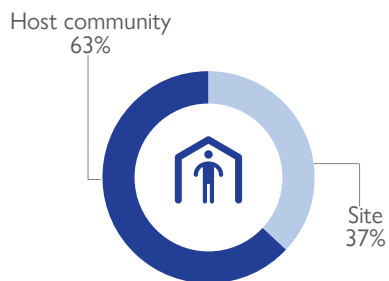
DISPLACEMENT FLOWS BY DISTRICTS (ARRIVALS)



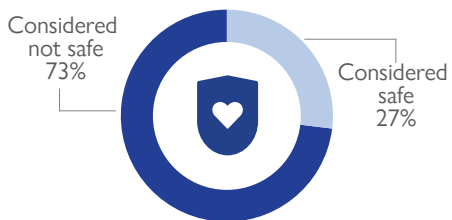
MAIN ARRIVAL DISTRICTS



WHERE ARE IDPs LIVING



SAFETY OF ROADS



MOVEMENT INTENTIONS



VULNERABILITIES BY LOCALITY (ARRIVALS)

District/Locality	Total number of Individuals	Unaccompanied/separated children	Pregnant women	People with chronic disease	Elderly
Nangade	989	-	4	25	4
Chitunda	271	-	-	4	2
Holota	150	-	-	-	-
Ndengamade	161	-	3	4	-
Ntanga	407	-	1	17	2
Ancuabe	628	3	-	19	-
Cujupane	80	3	-	4	-
Nacaca	498	-	-	15	-
N'naua	50	-	-	-	-
Montepuez	290	-	11	5	-
Chimoio	193	-	11	5	-
Mapupulo	43	-	-	-	-
Nanhupo B	54	-	-	-	-
Mueda	209	-	11	12	1
Eduardo	9	-	-	-	-
Lyanda	46	-	3	2	1
Vila de Mueda	154	-	8	10	-
Metuge	147	-	9	1	-
1 de Maio	11	-	-	1	-
Manono	125	-	9	-	-
Ngura	11	-	-	-	-
Chiure	54	-	-	-	-
Meriha	2	-	-	-	-
Ncuerete	52	-	-	-	-
Meluco	18	-	-	-	-
Sede	18	-	-	-	-
Balama	17	2	-	-	-
Ingonane	12	-	-	-	-
Ntanta	5	2	-	-	-
Grand Total	2,352	5	35	62	5