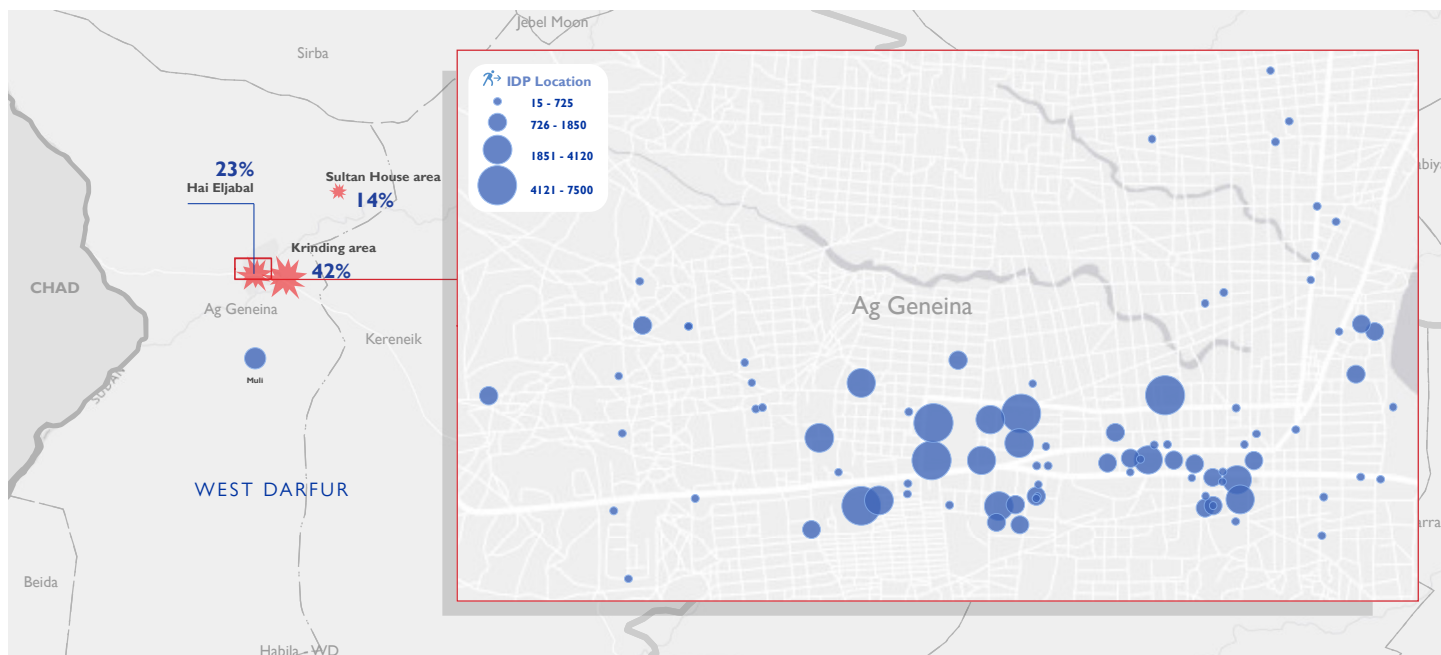
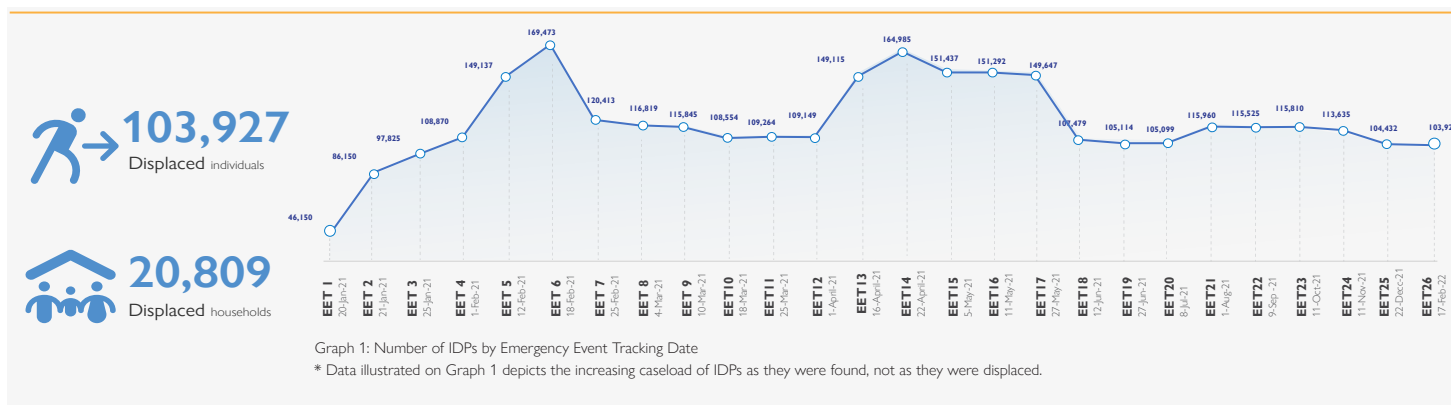




The DTM Emergency Event Tracking (EET) is deployed to track sudden displacement and population movements, provide more frequent updates on the scale of displacement, and quantify the affected population when needed. As a subcomponent of the new Mobility Tracking methodology in Sudan ([Round Three](#)), and activated on a need basis, EET utilises a broad network of key informants to capture best estimates of the affected population presence per location – a useful tool for humanitarian response planning and design.



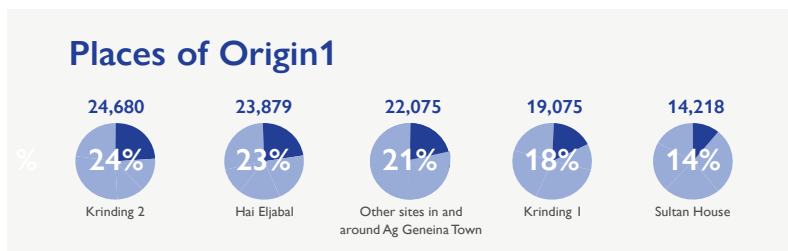
Event Overview



DTM teams activated EET to monitor the displacement of individuals affected by inter-communal conflict between Masalit and Arab tribes. Clashes initially erupted on 16 January 2021 in the Krinding area of Ag Geneina town, West Darfur. On 3 April 2021, inter-communal conflict escalated in the Hai Eljabal area of Ag Geneina town, West Darfur, resulting in additional displacement. For more information, please see [EET Ag Geneina, West Darfur 025](#).

The twenty-sixth update estimates that a total number of 103,927 individuals (20,809 households) are displaced in Ag Geneina and its surrounding villages. The majority of the IDP caseload is sheltering in Ag Geneina (98%), with the remainder staying in the surrounding villages of and Muli (2%). Since the update 25, additional caseload of IDPs previously residing in Sisi and Shukry returned to their locations of origin.

DTM teams also recaptured (upon further verification) 497 individuals killed and 508 having sustained injuries, whilst at least 11,010 individuals have lost personal belongings and livestock throughout the conflict. Consistent with the twenty-fifth update, and based on a ranking scale, the three main priority needs for the displaced caseload are WASH (water, sanitation, and hygiene), Food, and Emergency Shelter.



Where possible, the Krinding area has been further disaggregated into the respective villages of Droti, Um Down and Darelneem, as well as Krinding 1 and Krinding 2 IDP camps (reflected in EET 008 to 021 datasets).



Shelter Indicator



100%

20,809

Displaced households

Schools and other public buildings



Priority Needs (Ranking scale)

AG GENEINA TOWN



WASH (Water, Sanitation and Hygiene)



FOOD



EMERGENCY SHELTER



NFI NON-FOOD ITEMS

Through its shelter indicator, DTM identified 20,809 IDP households (100%) sheltering in schools and other public buildings.

Of the 103,927 IDPs located in Ag Geneina town and its surrounding villages, 52% are female and 48% are male. Further disaggregation by age indicates 16 to 59 as the predominant age category (16% female, 15% male), followed by ages 6 to 15 (15% female, 14% male), 0 to 5 (15% female, 14% male), and 60 and over (6% female, 5% male).

At least 13,234 cases of additional vulnerabilities in need of further support and assistance were identified through DTM's protection indicator. Lactating and pregnant made up 25% and 17% respectively, followed by malnourished individuals (14%), female-headed households (12%), child-headed households (7%), elders providing care to their households (6%), unaccompanied elders (6%), single parents (5%), physically disabled (4%), mental illnesses (2%), chronic illnesses (1%), unaccompanied minors (1%) and one case of missing person.

Data on return intention, demographics, protection indicators and priority needs are subject to further verification through registration activities. Displacement figures collected through this activity are further refined with each data collection round to reduce any discrepancies that may result from the miscorrelation of the EET methodology and that of DTM registration activities linked to direct humanitarian assistance.



Return Intention

Data collected through the return intention indicator suggests that all IDPs (100%) intend to return to their locations of origin upon improvement of the security situation.

Vulnerabilities



3,334

Lactating women



2,221

Pregnant



1,869

Malnourished



1,568

Female-headed households



896

Child-headed households



775

Elders providing care to their households



712

Unaccompanied elders



678

Single parents



562

Physical disabilities



285

Mental illnesses



167

Chronic illnesses



166

Unaccompanied minors



1

Missing family members

Demographics

Male

48%

49,511

individuals

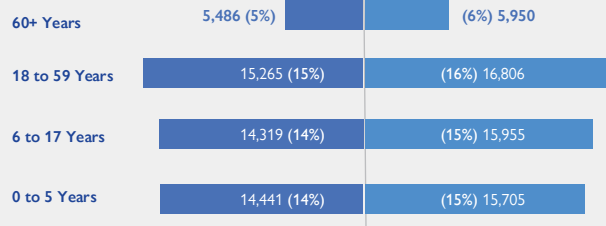


Female

52%

54,416

individuals



IOM DISCLAIMER

The opinions expressed in the report are those of the authors and do not necessarily reflect the views of the International Organization for Migration (IOM). The designations employed and the presentation of material throughout the report do not imply the expression of any opinion whatsoever on the part of IOM concerning the legal status of any country, territory, city or area, or of its authorities, or concerning its frontiers or boundaries.

IOM is committed to the principle that humane and orderly migration benefits migrants and society. As an intergovernmental organization, IOM acts with its partners in the international community to: assist in the meeting of operational challenges of migration; advance understanding of migration issues; encourage social and economic development through migration; and uphold the human dignity and well-being of migrants.