



Affected Population:
6,051 Individuals



Damaged Shelters:
81



Casualties:
127

Movement Trigger:
Armed attacks

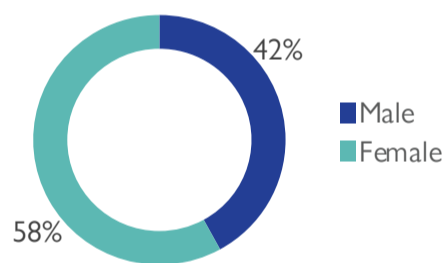
OVERVIEW

Nigeria's north-central and north-west zones are afflicted with a multidimensional crisis rooted in long-standing tensions between ethnic and religious groups and involves attacks by criminal groups and banditry/hirabah (such as kidnapping and grand larceny along major highways). During the past years, the crisis has accelerated because of the intensification of attacks and has resulted in widespread displacement across the region.

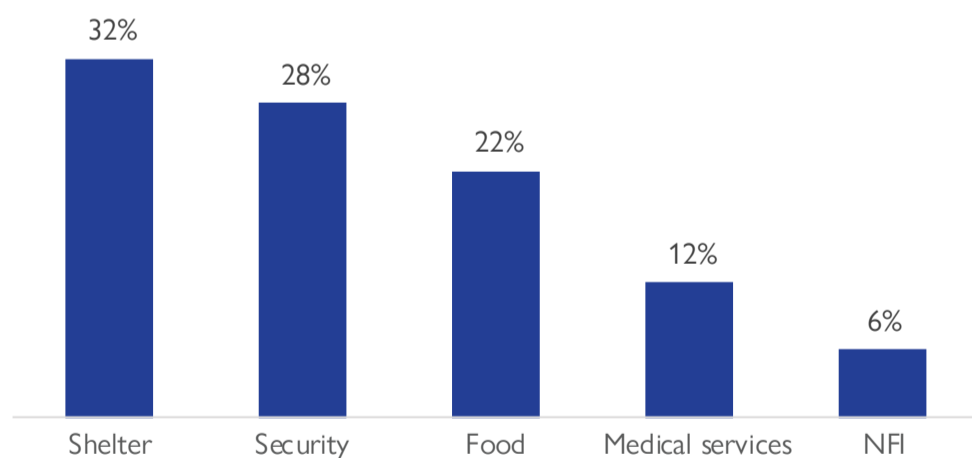
Between the 24th and 30rd of January 2022, armed clashes between herders and farmers; and bandits and local communities have led to new waves of population displacement. Following these events, rapid assessments were conducted by DTM (Displacement Tracking Matrix) field staff to inform the humanitarian community and government partners, and enable targeted response. Flash reports utilise direct observation and a broad network of key informants to gather representative data and collect information on the number, profile and immediate needs of affected populations.

During the assessment period, the DTM identified an estimated number of 6,051 individuals who were affected by the attacks. A total of 6,027 individuals were displaced to neighbouring wards in the LGAs Kauru and Zangon kataf in Kaduna State, Batsari, Faskari and Sabuwa in Katsina State, and Gusau in Zamfara State. A total of 127 casualties were reported, including 103 injuries and 24 fatalities.

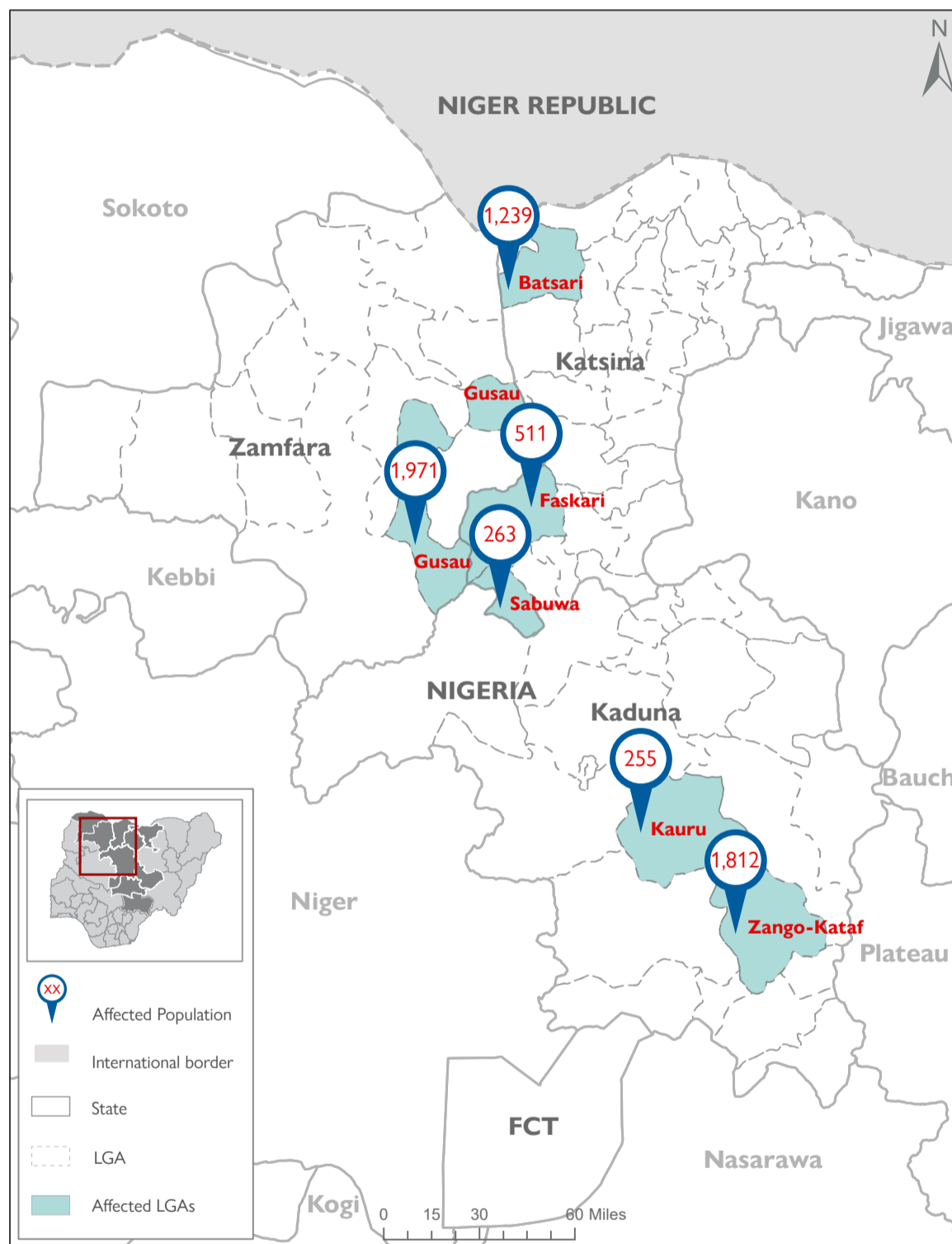
GENDER (FIG. 1)



MOST NEEDED ASSISTANCE (FIG. 2)



AFFECTED LOCATIONS



The above map is for illustration purposes only. The depiction and use of boundaries, geographic names and related data shown are not warranted to be error-free nor do imply a judgment on the legal status of any territory, or any endorsement or acceptance of such boundaries by IOM.

State	LGA	Cause of Incident	Number of Affected Households	Number of Affected Individuals	Male	Female	Casualties	Children	Number of Damaged Shelters
Kaduna	Kauru	Attacks	51	255	104	151	13	116	44
Kaduna	Zangon kataf	Attacks	317	1,812	744	1,068	27	874	37
Katsina	Batsari	Attacks	194	1,239	584	655	73	726	0
Katsina	Faskari	Attacks	101	511	215	296	12	238	0
Katsina	Sabuwa	Attacks	50	263	108	155	2	101	0
Zamfara	Gusau	Attacks	254	1,971	787	1,184	0	793	0
Grand Total			967	6,051	2,542	3,509	127	2,848	81

"When quoting, paraphrasing, or in any other way using the information mentioned in this report, the source needs to be stated appropriately as follows: "Source: Displacement Tracking Matrix (DTM) of the International Organization for Migration (IOM), Nigeria Mission, FEBRUARY 2022.""