

SPONTANEOUS RETURN OF UNDOCUMENTED AFGHAN MIGRANTS FROM PAKISTAN (OCTOBER - DECEMBER 2021)

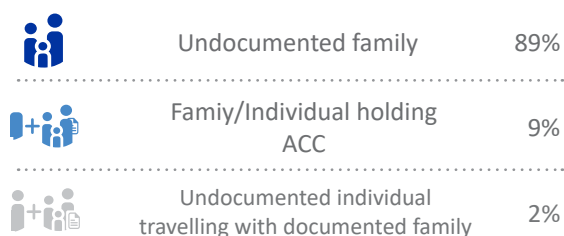
OVERVIEW

IOM Pakistan collects data on the outflows of undocumented Afghan migrants at the Torkham and Chaman border crossing points in an effort to better understand the migration movements of undocumented Afghan migrants returning to Afghanistan from Pakistan. This report is part of the European Union funded project "Displacement Tracking Matrix Regional Evidence for Migration Analysis and Policy (DTM REMAP)". Key findings during this reporting period are:

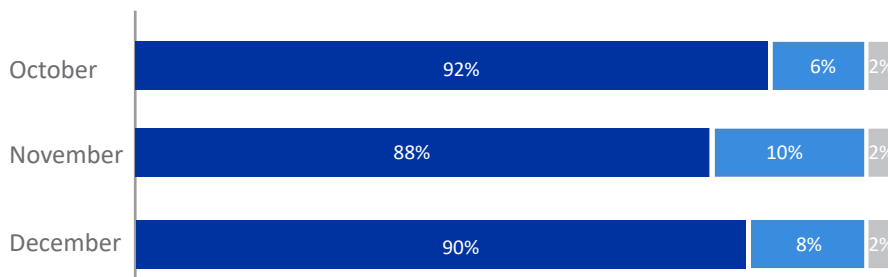
- From October to December 2021, 16,398 undocumented Afghan migrants spontaneously returned to Afghanistan, including 2,874 through the Torkham border point and 13,524 through the Chaman border point.
- Among the total number of undocumented Afghan returnees, border authorities facilitated the return of 72 individuals due to the lack of legal documentation to remain in Pakistan. Therefore, information concerning these 72 individuals is not included in the report analysis.
- The average family size of returnees was 10 individuals and 12% of all returnees recorded during the reporting period were categorized as vulnerable persons.
- All returnees were carrying household items, personal belongings and cash when surveyed. They also traveled with additional items, such as productive assets (99%), transportation vehicles (28%) and livestock (3%).
- The top 3 challenges returnees expected to face in Afghanistan were: arranging livelihood, settling into a new city and finding better income opportunities.

16,398 UNDOCUMENTED AFGHAN RETURNEES THROUGH TORKHAM AND CHAMAN BETWEEN OCTOBER AND DECEMBER 2021

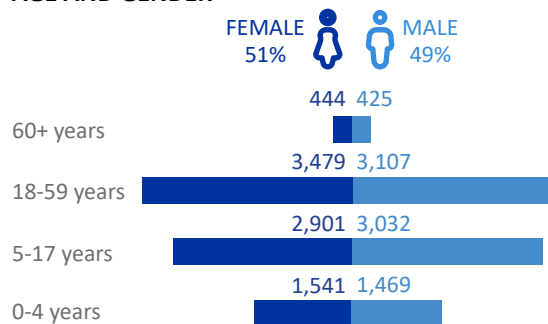
DISTRIBUTION OF UNDOCUMENTED RETURNEES



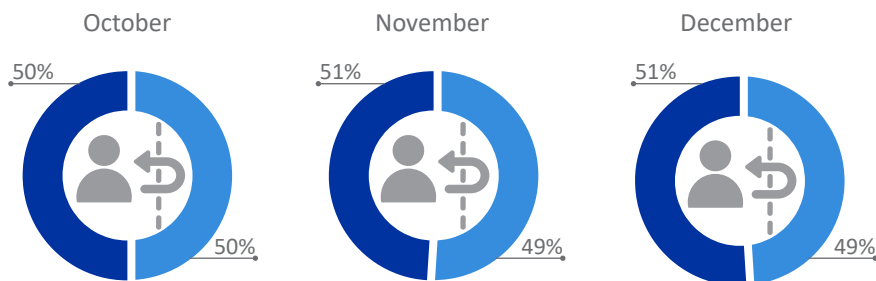
DOCUMENTATION STATUS BY MONTH



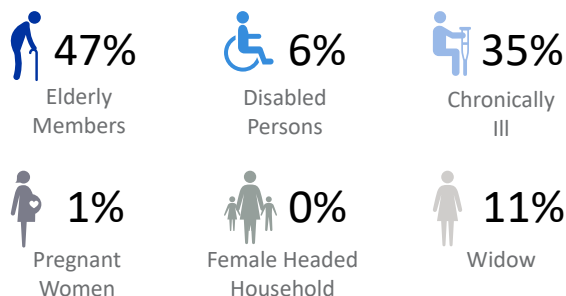
AGE AND GENDER



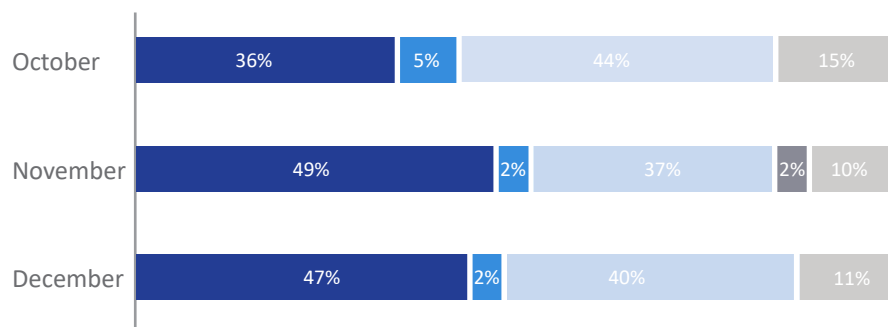
GENDER DISTRIBUTION BY MONTH



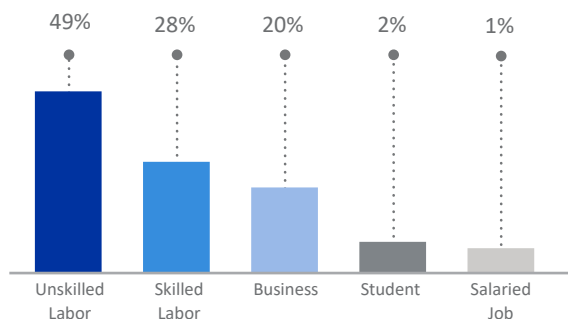
TYPE OF VULNERABILITY



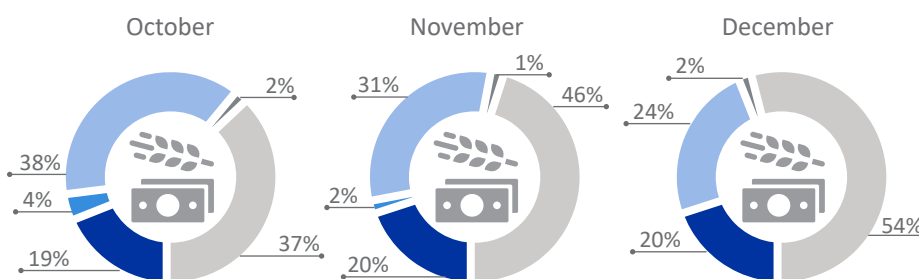
VULNERABILITIES BY MONTH



MAIN OCCUPATIONS IN PAKISTAN

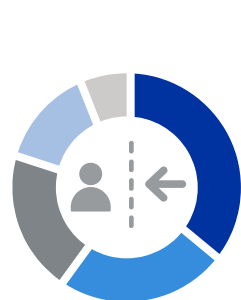


OCCUPATION STATUS BY MONTH



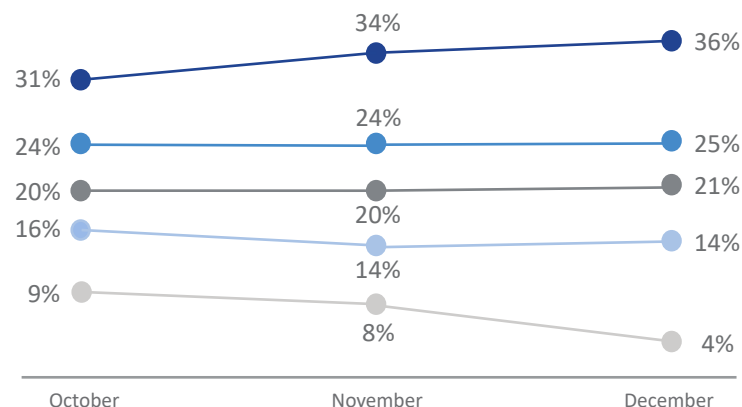
QUARTERLY FLOW MONITORING REPORT: SPONTANEOUS RETURN OF UNDOCUMENTED AFGHAN MIGRANTS FROM PAKISTAN (OCTOBER - DECEMBER 2021)

PUSH FACTORS




	Unable to pay house rent	36%
	Unable to pay utilities	24%
	No employment	20%
	Business reasons	14%
	Fear of arrest/deportation	6%

MONTHLY TREND

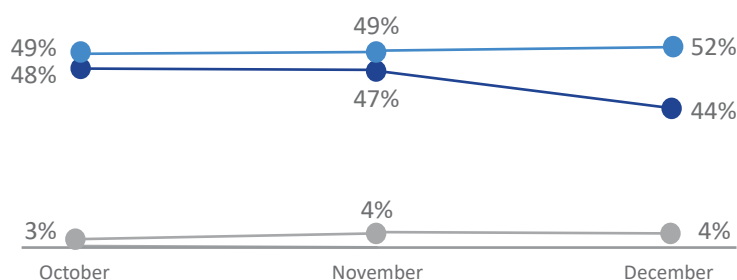


PULL FACTORS



	Availability of assistance	50%
	Reunion with family	46%
	Better security situation	4%

MONTHLY TREND

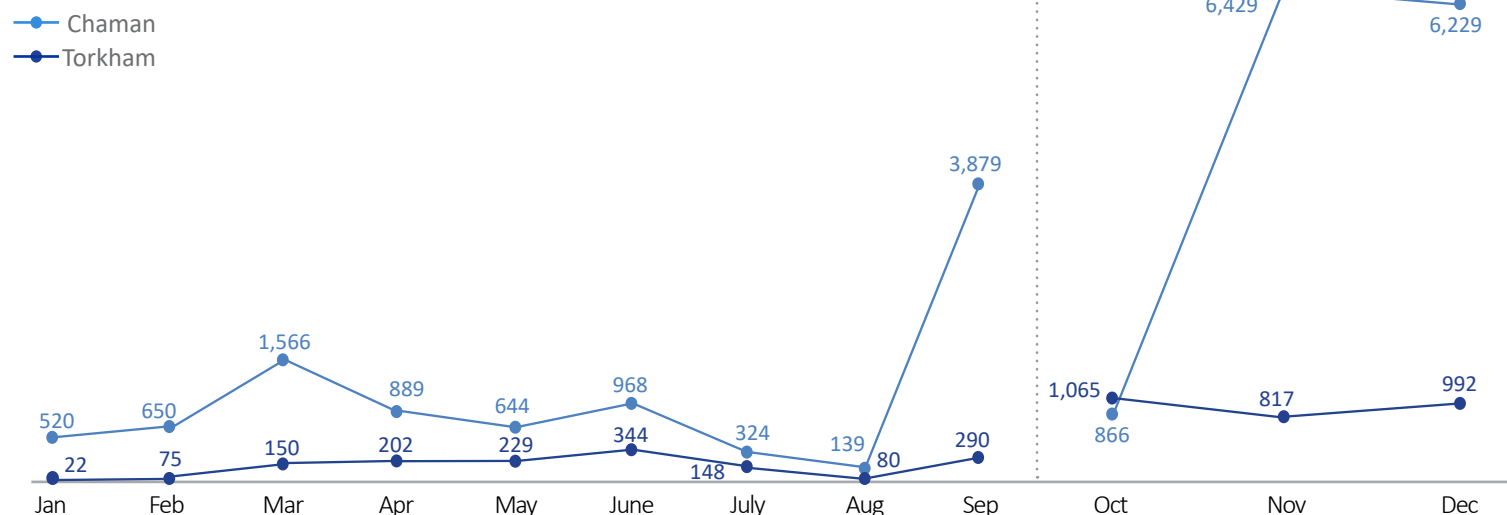


CHALLENGES RETURNEES EXPECTED TO FACE IN AFGHANISTAN*

	Resettle in a new city	100%		Education	4%
	Arrange for livelihood	100%		Security challenges	1%
	Income opportunities	98%		Availability of clean drinking water	0%
	Arrange for shelter	65%		Availability of medicine and health facilities	0%

* Multiple answers possible, total of percentage may not be equal to 100%

2021 RETURN TREND



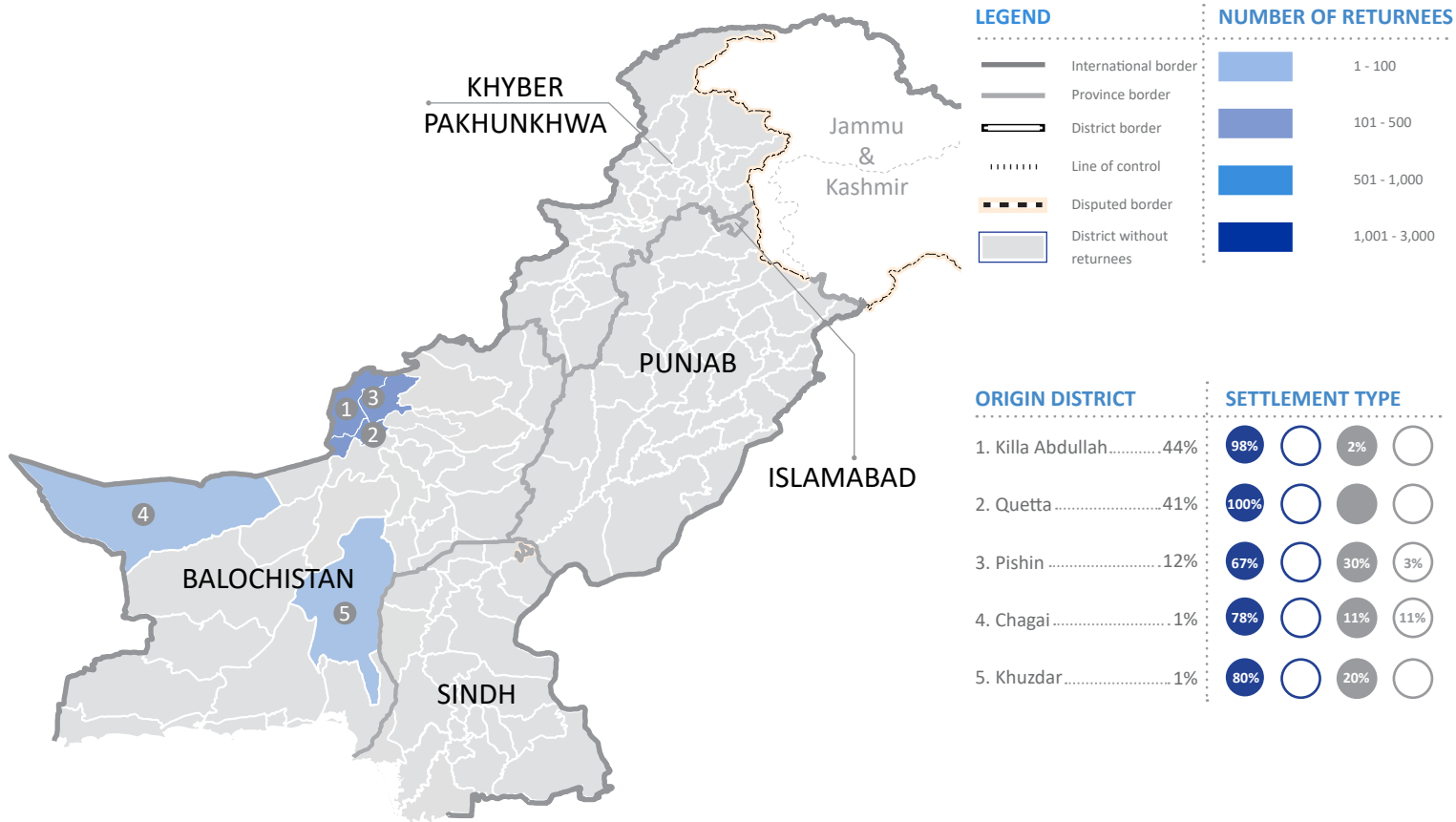
Note: The Torkham border point has been partially closed since 1 November 2020. The figures represented on the timeline include a data compilation effort between IOM Pakistan and IOM Afghanistan.

QUARTERLY FLOW MONITORING REPORT: SPONTANEOUS RETURN OF UNDOCUMENTED AFGHAN MIGRANTS FROM PAKISTAN (OCTOBER - DECEMBER 2021)

SETTLEMENT TYPE LEGEND

- Rented house
- Spontaneous settlement in Pakistan
- Camp
- Living with relatives

DISTRICTS OF ORIGIN IN PAKISTAN OF RETURNEES

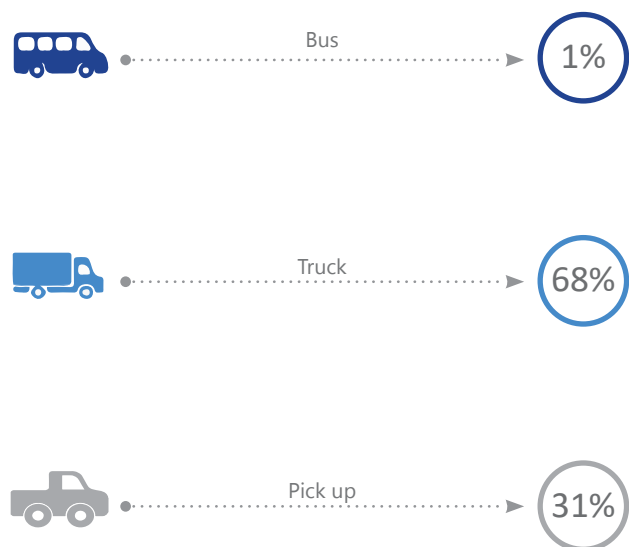


Note:
This map and the following legend focus on the **top 5** districts of origin in Pakistan during the reporting period of October to December 2021.

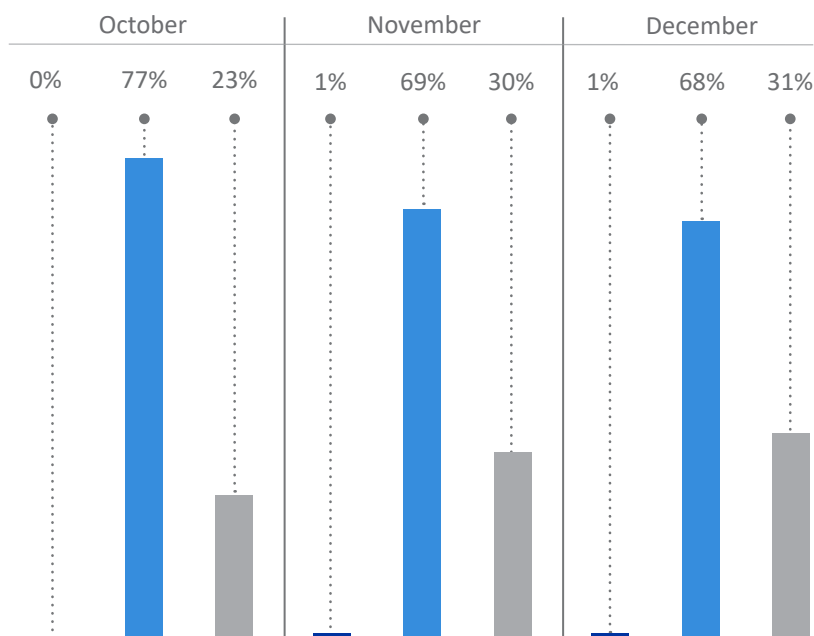
Disclaimer:
Dotted line represents approximately the line of control in Jammu and Kashmir agreed upon by India and Pakistan. The final status of Jammu and Kashmir has not yet been agreed upon by the parties. The designations employed and the presentation of material on this map do not imply the expression of any opinion whatsoever on the part of IOM or United Nations concerning the legal status of any country, territory, city or area or of its authorities, or concerning the delimitation of its frontiers or boundaries.

TRANSPORTATION TYPE FROM ORIGIN TO BORDER

Average type of vehicle used until border point between October and December 2021




TRANSPORTATION TYPE BY MONTH

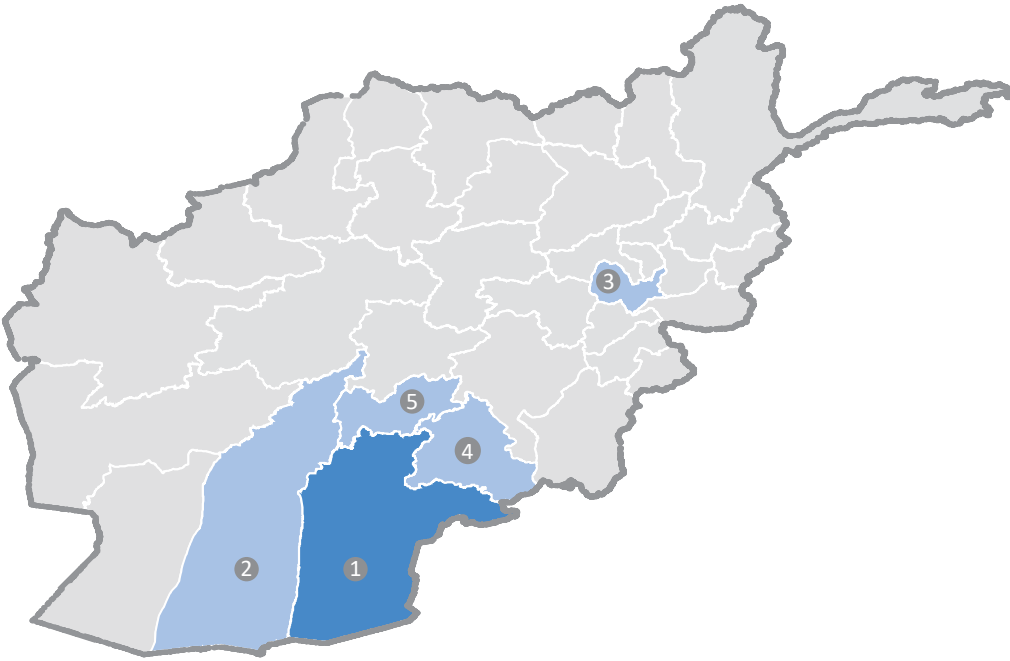


QUARTERLY FLOW MONITORING REPORT: SPONTANEOUS RETURN OF UNDOCUMENTED AFGHAN MIGRANTS FROM PAKISTAN (OCTOBER - DECEMBER 2021)

SETTLEMENT TYPE LEGEND



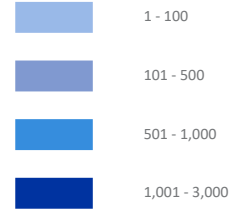
PROVINCE OF INTENDED RETURN



LEGEND



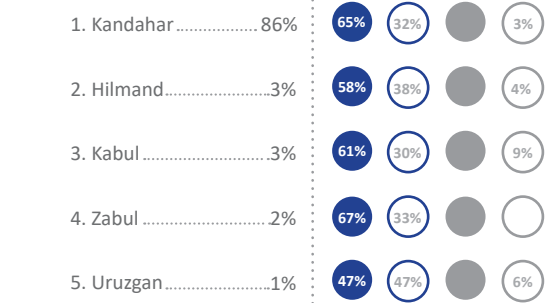
NUMBER OF RETURNEES



INTENDED PROVINCE

1. Kandahar	86%
2. Hilmand	3%
3. Kabul	3%
4. Zabul	2%
5. Uruzgan	1%

SETTLEMENT TYPE



Note:
This map and the following legend focus on the **top 5** provinces of intended destination in Afghanistan only.

Disclaimer:
The designations employed and the presentation of material throughout the report do not imply the expression of any opinion whatsoever on the part of IOM concerning the legal status of any country, territory, city or area, or of its authorities, or concerning its frontiers or boundaries.

TRANSPORTATION TYPE FROM BORDER TO FINAL DESTINATION TRANSPORTATION TYPE BY MONTH

Average type of vehicle used from border point to final destination between October and December 2021

