

IOM LIBYA MIGRANT REPORT

KEY FINDINGS

October - November 2021

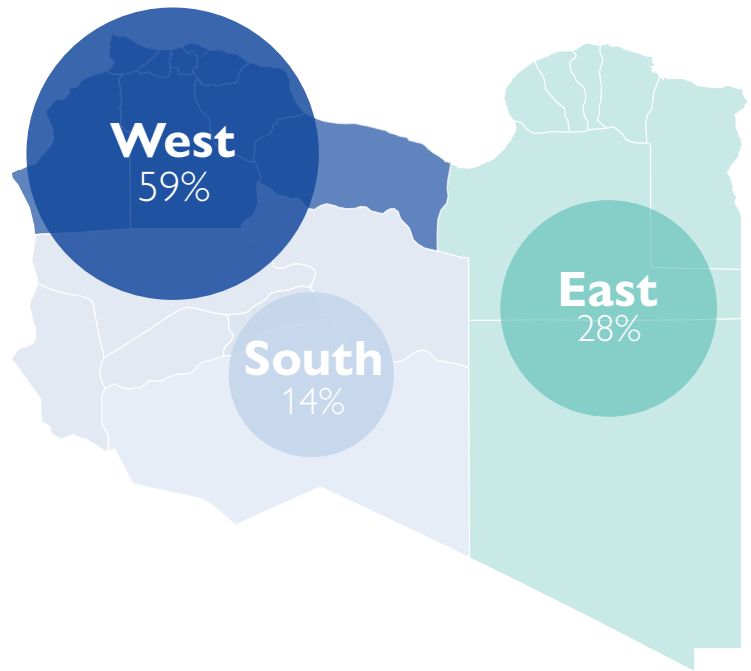


621,007
migrants in Libya

DISTRIBUTION OF MIGRANTS PER GEOGRAPHICAL AREAS

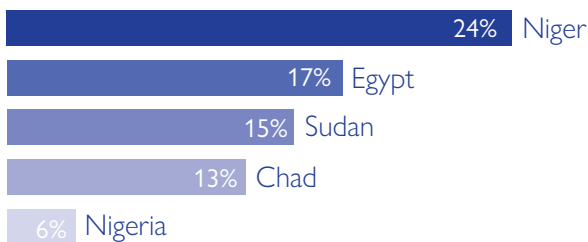


US\$ 866
migration journey cost
(average per person)

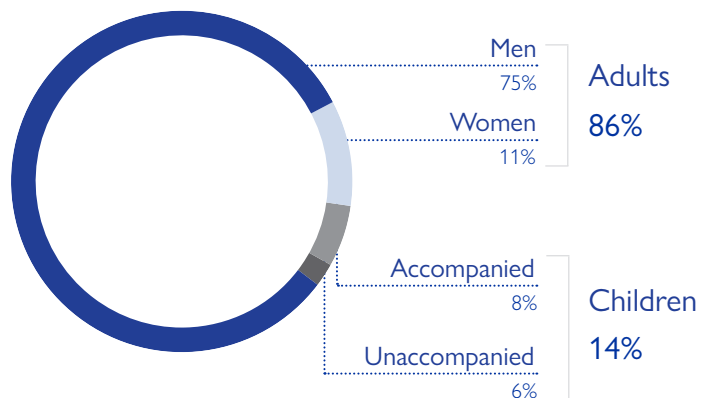


36%
of migrants reported
that the remittances
they send home are
the primary source
of income for their
household

TOP 5 NATIONALITIES



DEMOGRAPHICS



Migrants were present in:

635 COMMUNITIES (MUHALLAS)
(out of 667)

100 MUNICIPALITIES (BALADIYAS)
(out of 100)

IOM Libya conducted:

1,843 INTERVIEWS WITH KEY INFORMANTS

3,748 INTERVIEWS WITH MIGRANTS
(Flow Monitoring Surveys)