

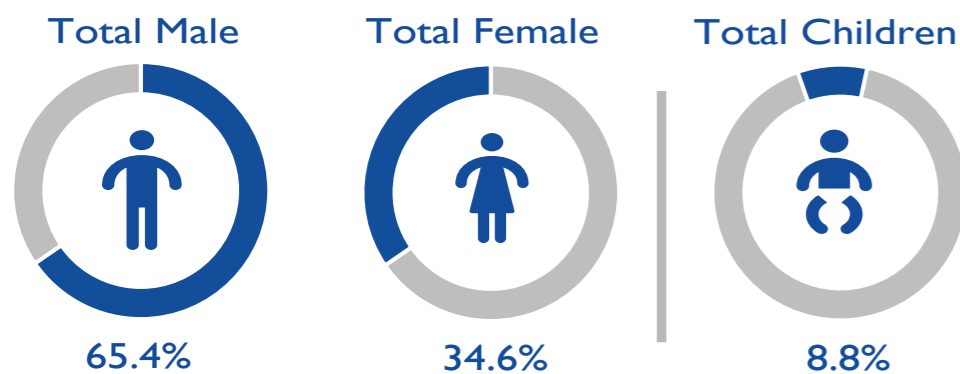
OVERVIEW

In October 2021, a total of 14,227 movements were observed across four of Ethiopia's flow monitoring points (FMPs). It should be noted that data collection at Humera and Galafi Flow Monitoring Points in Tigray and Afar regions respectively did not take place due to security and access constraints, thus affecting the total number of movements for the month. This represents a 34.2% decrease in daily average movements in comparison with September 2021 when an average of 697 movements per day were observed.

Despite the decrease in movements this month, outgoing movements during October have continued to be higher than ever (87.9%) than incoming movements (12.1%). The proportion of outgoing versus incoming movements has continued to climb even above the proportions observed prior to the outbreak of COVID-19 in Ethiopia. A total of 12,505 outgoing movements were observed of which 4,353 (34.8%) were heading towards the Kingdom of Saudi Arabia, 2,702 (21.6%) were going to Kenya, 1,154 (9.2%) were travelling towards South Africa, 1,150 (9.2%) to Djibouti, 633 (5.1%) intended to reach the United Arab Emirates, and 439 (3.5%) headed to Qatar.

At the same time, 1,722 incoming movements were observed, of which 717 (41.6%) had originated from Kenya, while 474 (27.5%) came from Djibouti, 339 (19.7%) from Sudan, 179 (10.4%) movements from Somalia, and the remaining 13 (0.8%) from Syrian Arab Republic. Almost all of these were Ethiopian nationals who were likely returning home. The number of incoming movements from Sudan into Ethiopia has continued to decline by more than 86.0% (from 2,429 to 339) for the fourth month in a row after a steady increase since the outbreak of the Northern Ethiopia Crisis between November 2020 and June 2021.

DEMOGRAPHICS



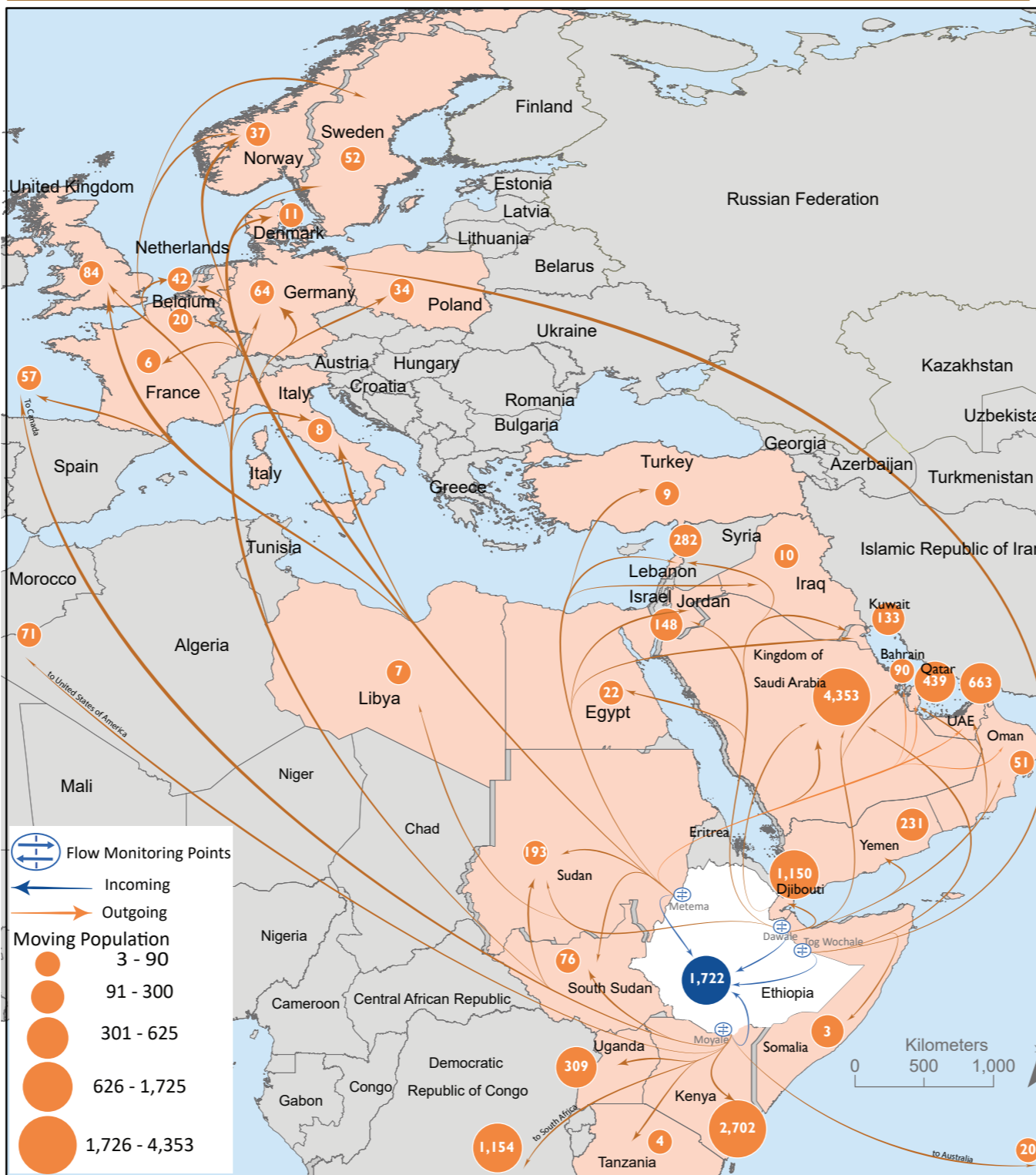
VULNERABILITY PROFILE

1.4%	Male Unaccompanied Children
0.6%	Children Under 5 Years
0.5%	Female Unaccompanied Children
0.3%	Pregnant Females
0.2%	Persons With Disability
0.2%	Lactating Mothers

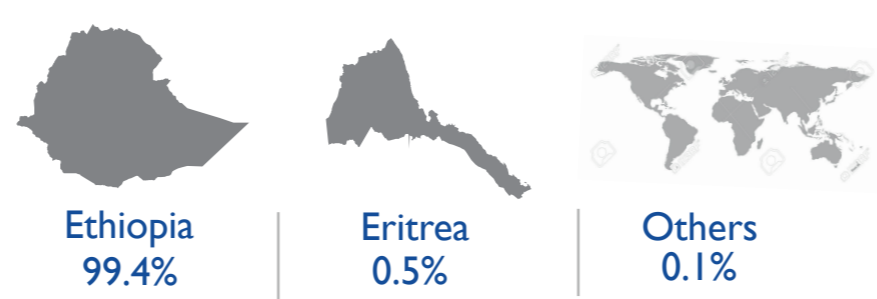
KEY FIGURES



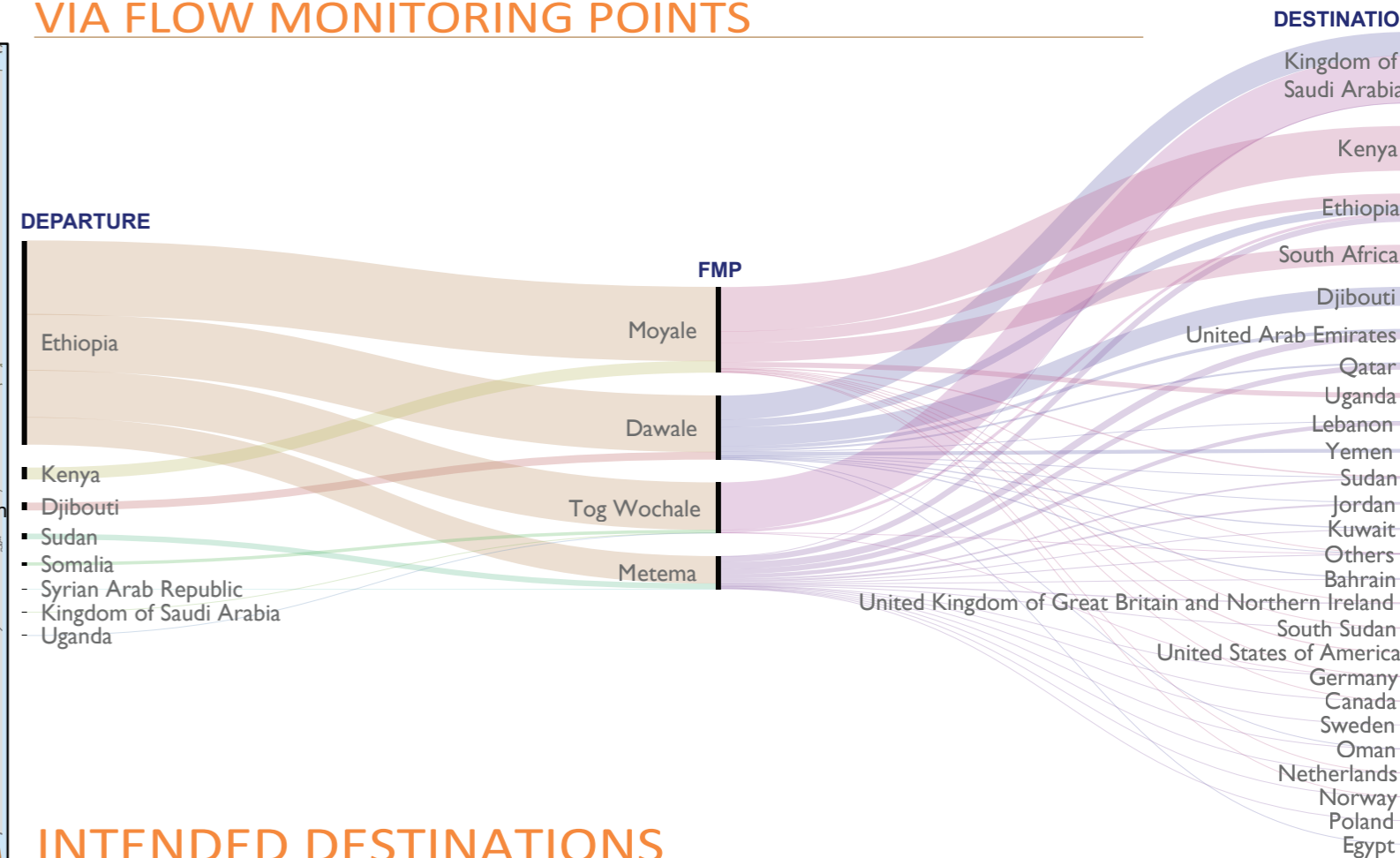
MOVEMENT ILLUSTRATION



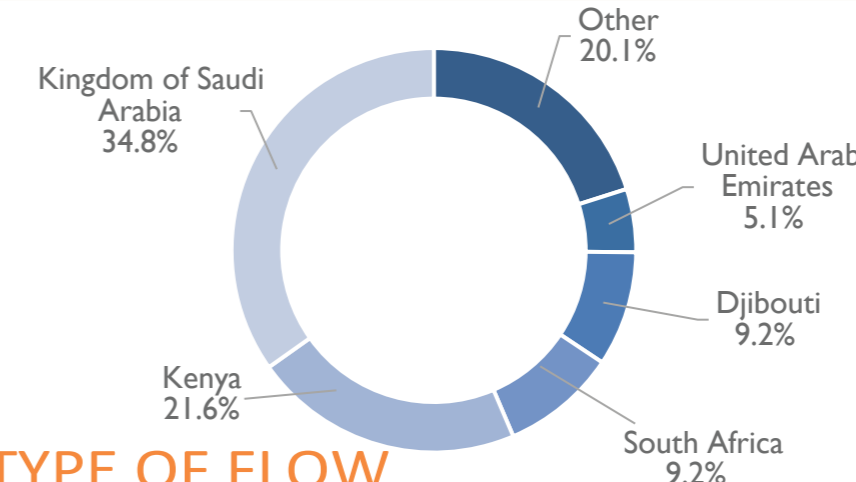
NATIONALITIES OF PEOPLE ON THE MOVE



PLACES OF ORIGIN AND INTENDED DESTINATIONS VIA FLOW MONITORING POINTS



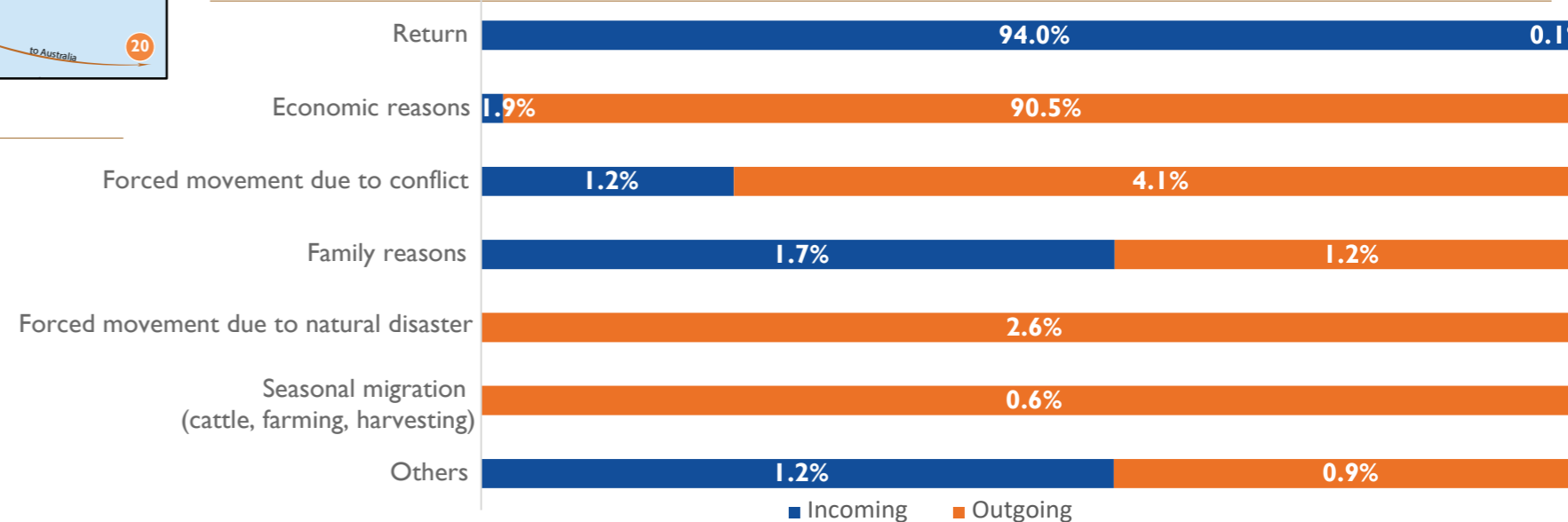
INTENDED DESTINATIONS



*Other intended destination countries include Qatar, Uganda, Lebanon, Yemen, Sudan, Jordan, Kuwait, and many other Middle Eastern and European countries.

**Please note that figures from Yemen and the Kingdom of Saudi Arabia should be interpreted jointly as movements to KSA often pass through Yemen.

TYPE OF FLOW



*Data collected at Humera Flow Monitoring Point in Tigray region and Galafi Flow Monitoring Point in Afar region could not be included due to security and access constraints since October 2020 and October 2021 respectively.

Disclaimer: This map is for illustration purposes only. Names and boundaries on this map do not imply official endorsement or acceptance by IOM. DATA SOURCES: DTM, OCHA, ESRI, UNDP