



IOM's Displacement Tracking Matrix (DTM) continued conducting Displacement Site Flow Monitoring (DSFM) at the gates of Bentiu IDP camp. In the second quarter of 2021 (April - June), 6,123 interviews were conducted accounting for 22,481 individual movements in and out of the site. There has been a 14 per cent increase in surveyed day movements compared to the previous quarter. Most day movements were by women and girls (79%), usually travelling for livelihood reasons. The most common reason for longer temporary movement was to visit friends or family (19%), followed by attempts to return home (16%). Flow monitoring enumerators also surveyed 207 newly arriving individuals, compared to 169 in January - March 2021, 89 per cent of whom intended to remain for more than six months (not total number of new arrivals). About half of the newly arriving individuals came to join family (53%), followed by those who moved because their homes were destroyed by natural disaster (23%) and to access services (10%). The number of surveyed permanent exits increased to 737, from 169 in January - March 2021, 68 per cent of whom were women and girls. The most common reason for exit was improved circumstances at destination (72%), followed by looking for livelihood / work opportunities (7%).

Methodology:
Displacement Site Flow Monitoring (DSFM) involves interviewing a cross-section of persons passing through the site's entry and exit points. DTM aims to provide partners with a better understanding of mobility dynamics into and out of the sites categorized as same-day movement, temporary (overnight) travel, new entries and (intended) permanent exits. Interviews are conducted seven days a week from 8 a.m. to 5 p.m. DSFM provides indicative traveller profiles rather than comprehensive or representative estimates.

June Population Count

107,130 ind. (15,716 households)



53,895 (50%) Male



53,235 (50%) Female

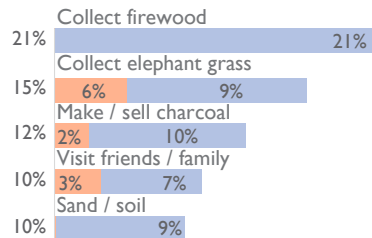
Same-Day Travel n = 9,332

21% Male  79% Female 



Most common reason:  Collect firewood

Top reasons for same day movement



Reasons continued:
Sand / soil (8%), food distribution on-site (5%), to buy things (5%), washing clothes (4%), other livelihood activity (3%), and other (7%).

Daily gate count

DTM continued to record a daily average net inflow as during the previous quarter, which was especially high in June. The average daily net-inflow increased from 622 during the first quarter to 1,131 during the second quarter of 2021.

Month	Entry Average	Exit Average	Net Flow
April	17,416	16,727	+689
May	18,672	17,353	+1,319
June	20,928	19,544	+1,384

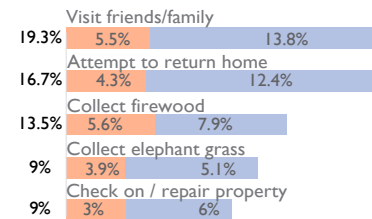
Temporary Travel n = 12,205

33% Male  67% Female 



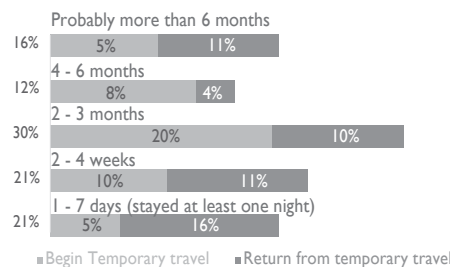
Most common reason:  Visit friends / family

Top reasons for temporary movement



Reasons continued:
Farming / fishing (5.2%), education (5.1%), reduced / canceled services at the site following COVID-19 prevention measures (4.1%), food distribution (4%), health services (3%), cattle camp visit (2.1%), and other (9%).

Intended period of stay / time spent away



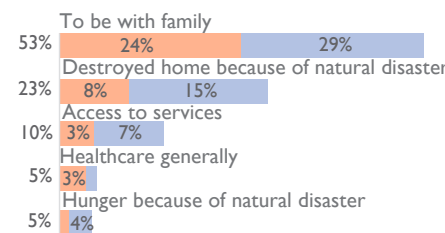
New Arrivals n = 207

57% Male  43% Female 



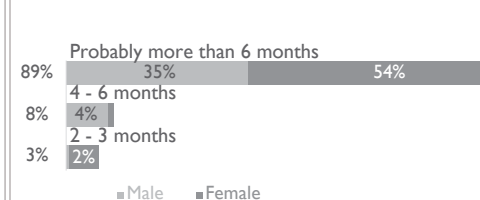
Most common reason:  To be with family

Top reasons for new arrivals



Reasons continued:
Education (3%), and access to livelihood opportunity (1%).

Intended period of stay at the site



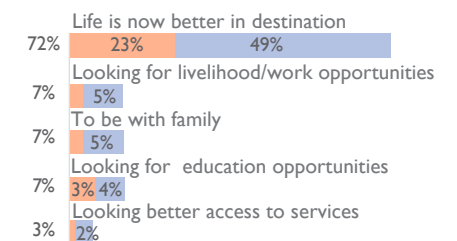
Permanent Exits n = 737

32% Male  68% Female 



Most common reason:  Life is now better at destination

Top reasons for permanent exit



Reasons continued:
Leaving to avoid the congested site due to COVID-19 fears (2%), leaving because of uncomfortable living conditions (1%), leaving because of irregular or insufficient food rations (1%).

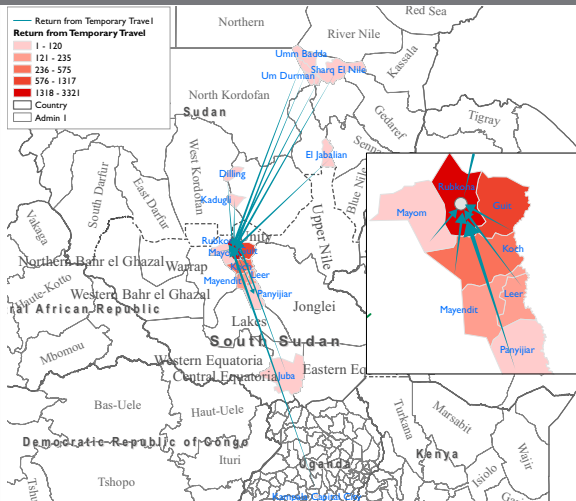
Type & top destinations of permanent exits

Type of Destination	% of permanent exit	Main locations by nature of destination
Former home	87%	Rubkona, Leer
New home, different area	7%	Kampala (UGA), Jabal Aulia (SDN)
Former area but new home	2%	Juba
Other Displacement site	4%	Kadugli, Jabal Aulia (SDN)



Movement Dynamics

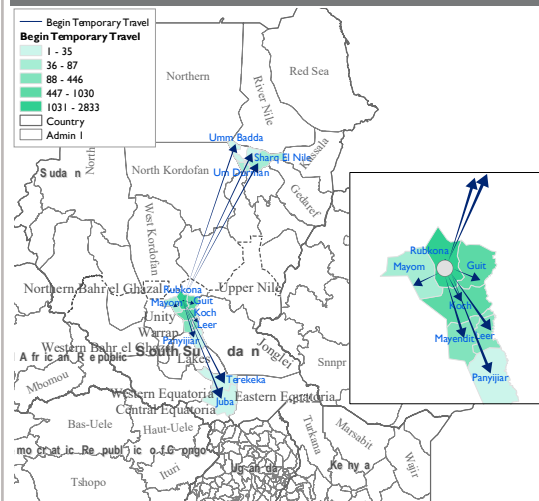
Return from temporary travel n = 6,250



Counties of departure

Rubkona	53%
Guit	21%
Koch	9%
Leer	4%
Mayendit	3%
Other	10%

Embarking on temporary journey n = 5,955

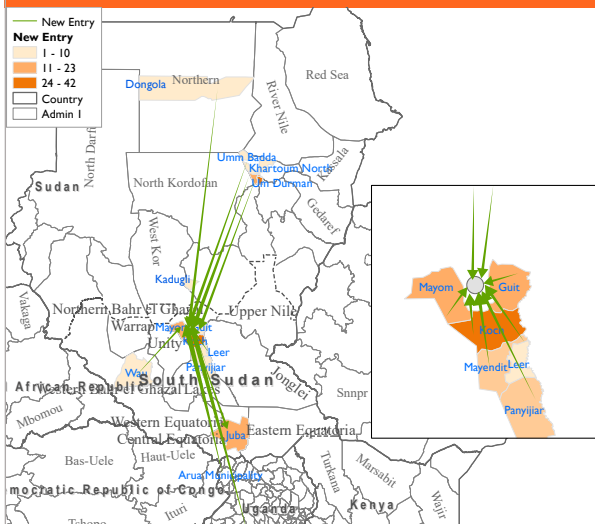


Counties of intended destinations

Rubkona	48%
Guit	17%
Koch	14%
Mayendit	7%
Leer	6%
Other	8%

The maps above do not include same-day travel, which tends to be limited to the immediate surroundings of the site.

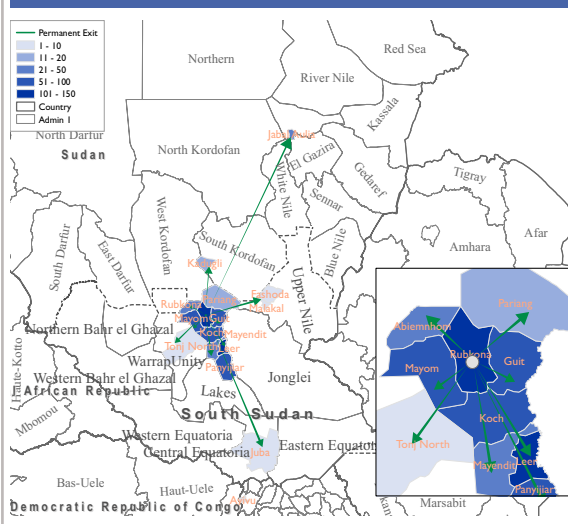
New arrivals n = 207



Counties of departure

Koch	20%
Jabal Aulia (SDN)	17%
Khartoum (SDN)	11%
Juba	11%
Um Durman (SDN)	9%
Mayom	6%
Guit	5%
Khartoum North (SDN)	4%
Other	17%

Permanent exit n = 737



Counties of intended destinations

Rubkona	18%
Leer	17%
Mayom	13%
Panyijar	11%
Koch	11%
Guit	7%
Mayendit	6%
Other	17%