



# DTM

## DISPLACEMENT TRACKING MATRIX NIGERIA - NORTH EAST ZONE


## RETURNEE POPULATION DASHBOARD

## OCTOBER 2021 ROUND 38

This dashboard presents the key figures on the returnee population tracked during Round 38 of DTM assessments in Nigeria's North East Geopolitical Zone. Between 21 June and 27 July, an estimated 1,918,063 returnees were identified - divided in 309,732 households - across 675 return locations in the states of Borno, Adamawa and Yobe. The Round 38 figure presents an increase of 164,579 returnees or 9 per cent compared to Round 37 when 1,753,484 returnees were identified. This dashboard highlights the number of returnees per state, the demographic composition of the returnee population in North East Nigeria, states of displacement and reasons for initial displacement of returnees. Additionally, this dashboard presents an overview of the LGA's that witnessed major increases and decreases of returnee population compared to Round 37.

The DTM has identified a returnee population of **1,918,063** individuals as of 27 July 2021

Returnee households



309,732

Returnee individuals



1,918,063

IDP Returnees



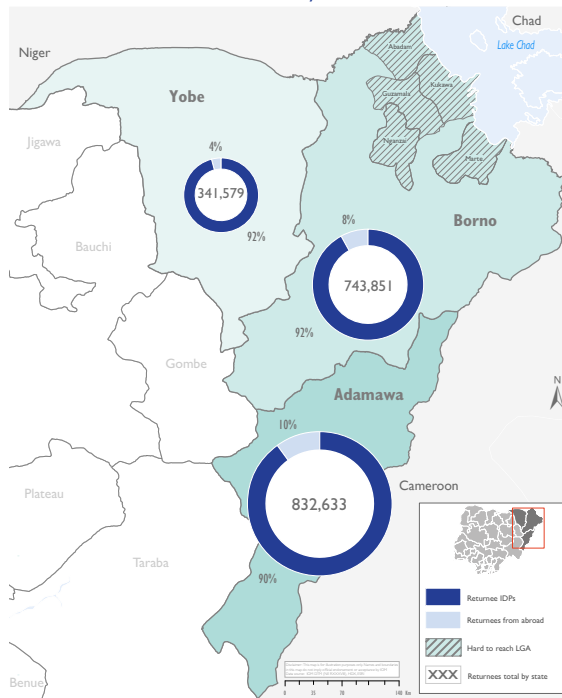
1,763,395

Returnees from abroad

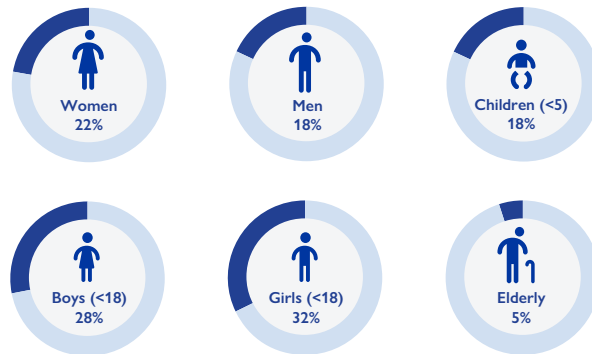


154,668

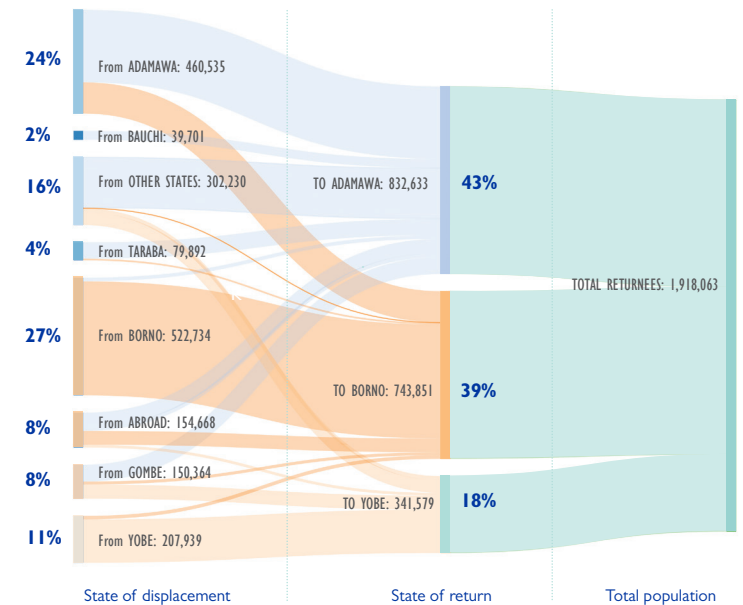
Returnees by states



Demographic composition:



State of displacement:



Reasons for initial displacement of returnees

Insurgency	93%
Communal clashes	6%
Natural disaster	1%

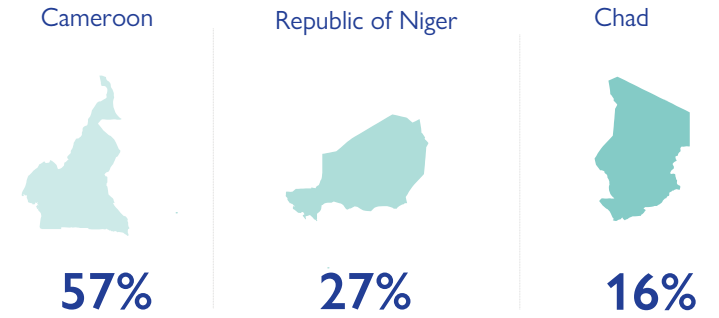


# Returnee population variation between round 37 and 38 | Top LGAs with variation

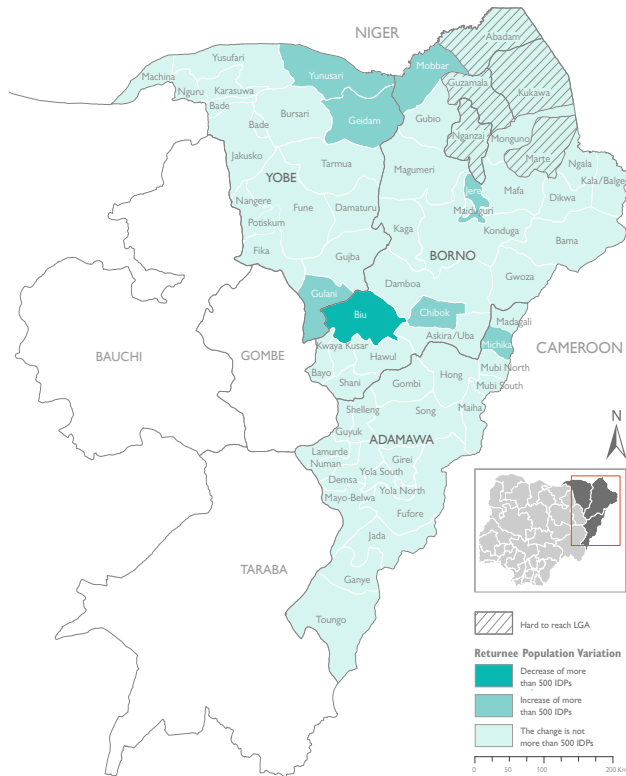
Population increase	
Rounds	Geidam
38	187,863  +153,672 IDPs
37	34,191
Reasons	<b>Geidam:</b> In late April 2021, insecurities caused by attacks from NSAG resulted in substantial displacement numbers in Geidam LGA. Ahead of Round 38, a massive returnee influx was recorded as a result of the military operations and restored security situation in the LGA.
	Gulani
	76,090  +3,536 IDPs
	72,554
Reasons	<b>Gulani:</b> The returnee population increased because numerous IDPs have returned to engage in farming activities and to rebuild their damaged or destroyed houses.

Population decrease	
Rounds	Biu
38	8,738  -1,189 IDPs
37	9,927
Reasons	<b>Biu:</b> As a result of attacks by NSAG, all returnees who resided in the ward Kamuya were displaced to other wards of the LGA.
	Gubio
	24,418  -452 IDPs
	24,870
Reasons	<b>Gubio:</b> The returnees who left Gubio LGA moved on to farm in other locations than their locations of origin. This is a result of the poor living conditions in many of the return locations in Gubio LGA.

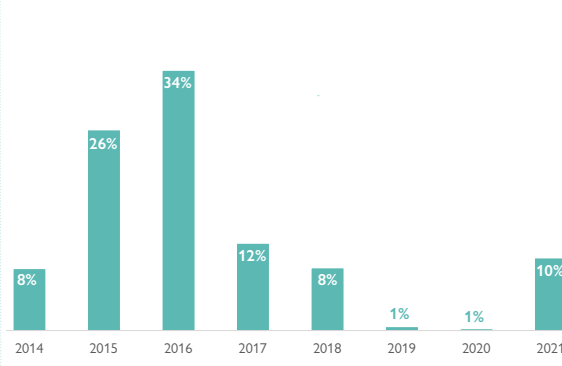
## Country of displacement for returnees from abroad:



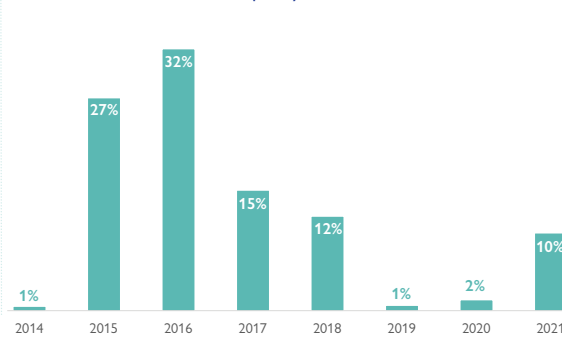
## Returnee population variation



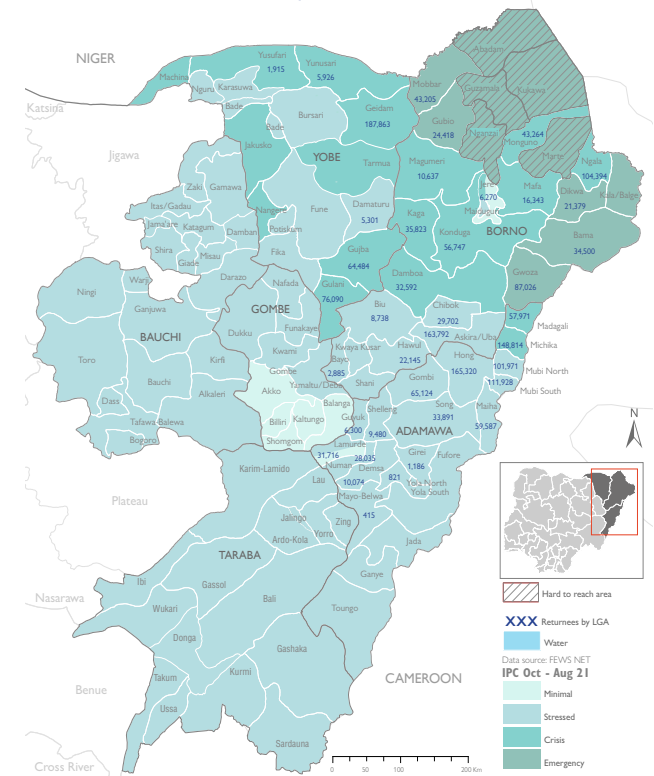
## Returnees per year of displacement:



## Returnees per year of return:



## Food security levels in areas of return



DISCLAIMER: The depiction and use of boundaries, geographic names, and related data shown on maps are not warranted to be error free nor do they imply judgment on the legal status of any territory, or any endorsement or acceptance of such boundaries by IOM.

\*Return assessments are not conducted in Bauchi, Taraba & Gombe

For more information or to report an alert, please contact: DTM Nigeria: [iomnigeriadtm@iom.int](mailto:iomnigeriadtm@iom.int) | <https://displacement.iom.int/nigeria> ; <https://dtm.iom.int/nigeria>