

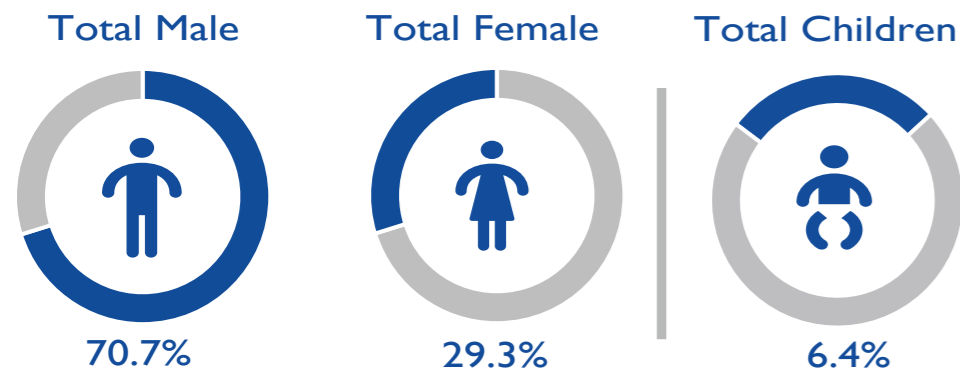
### OVERVIEW

In September 2021, a total of 20,910 movements were observed across five of Ethiopia's flow monitoring points (FMPs). It should be noted that data collection at Humera Flow Monitoring Point in Tigray region did not take place due to security and access constraints, thus affecting the total number of movements for the month. This represents an 8.9% decrease in daily average movements in comparison with August 2021 when an average of 765 movements per day were observed.

Despite the decrease in movements this month, outgoing movements during September have continued to be higher than ever (85.3%) than incoming movements (14.7%). The percentage of outgoing versus incoming movements has continued to climb even above the proportions observed prior to the outbreak of COVID-19 in Ethiopia. A total of 17,828 outgoing movements were observed of which 8,991 (50.4%) were heading towards Saudi Arabia, 2,634 (14.8%) were going to Djibouti, 2,043 (11.5%) were travelling towards Kenya, 854 (4.8%) to South Africa, 674 (3.8%) intended to reach the United Arab Emirates, and 407(2.3%) headed to Qatar.

At the same time, 3,082 incoming movements were observed, of which 1,153 (37.4%) had originated from Djibouti, while 781 (25.3%) came from Sudan, 566 (18.4%) from Kenya, 418 (13.6%) movements from Somalia, and 136 (4.4%) from Yemen. Almost all of these were Ethiopian nationals who were likely returning home. The number of incoming movements from Sudan into Ethiopia has continued to decline by more than 68.0% (from 2,429 to 781) for the third month in a row after a steady increase since the outbreak of the Northern Ethiopia Crisis between November 2020 and June 2021.

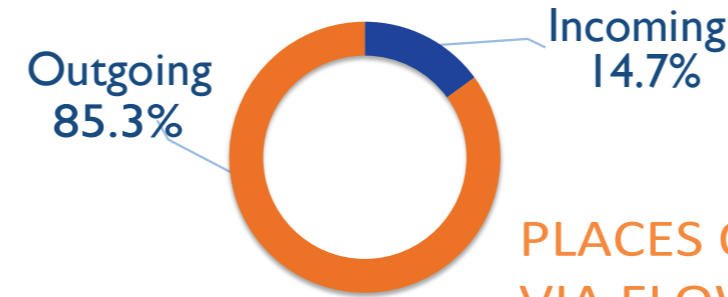
### DEMOGRAPHICS



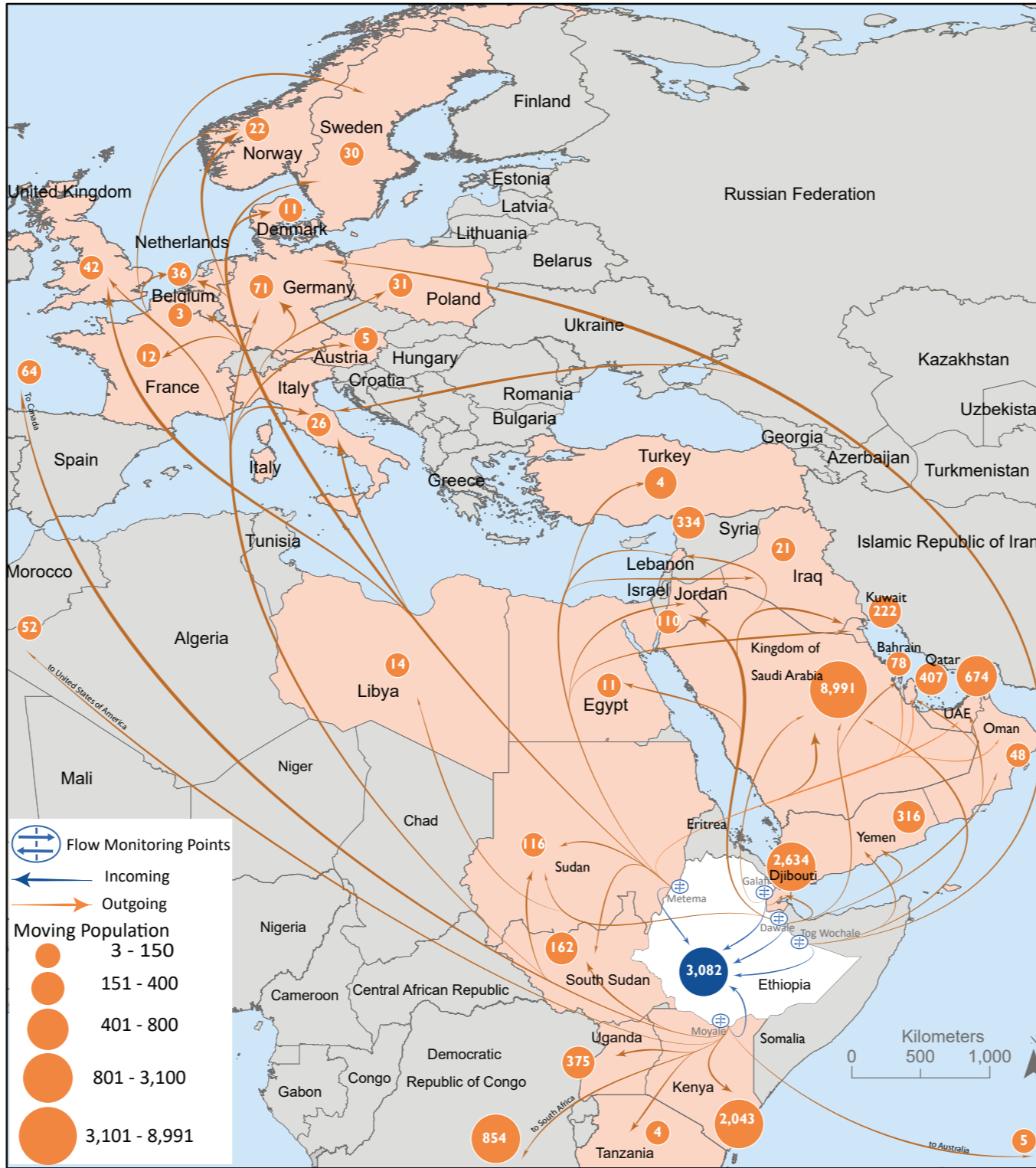
### VULNERABILITY PROFILE

1.8%	Male Unaccompanied Children
0.6%	Female Unaccompanied Children
0.4%	Children Under 5 Years
0.4%	Pregnant Females
0.2%	Lactating Mothers
0.2%	Persons With Disability
<0.1%	Elderly In Need Of Care (60+)

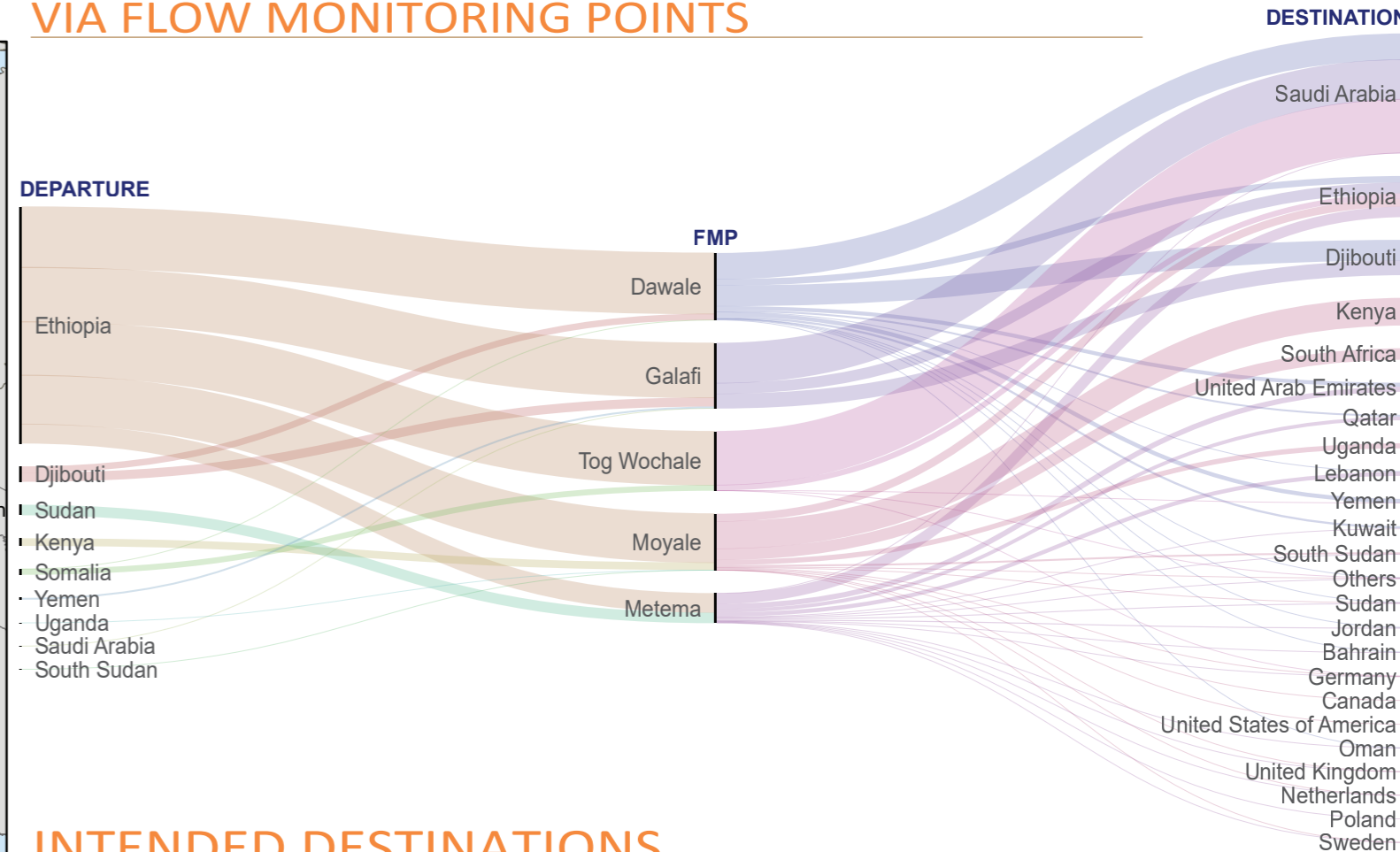
### KEY FIGURES



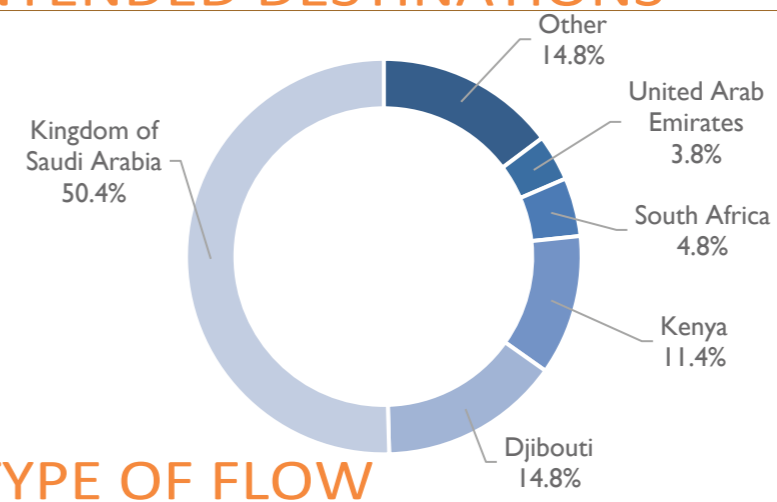
### MOVEMENT ILLUSTRATION



### PLACES OF ORIGIN AND INTENDED DESTINATIONS VIA FLOW MONITORING POINTS



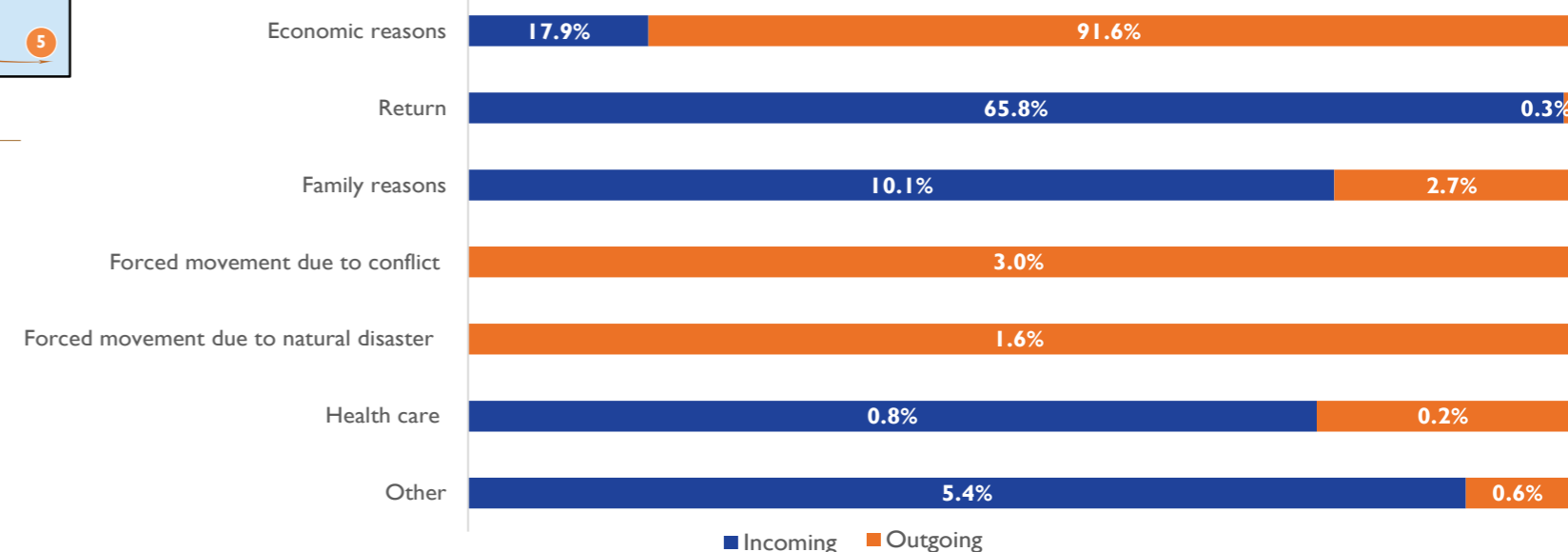
### INTENDED DESTINATIONS



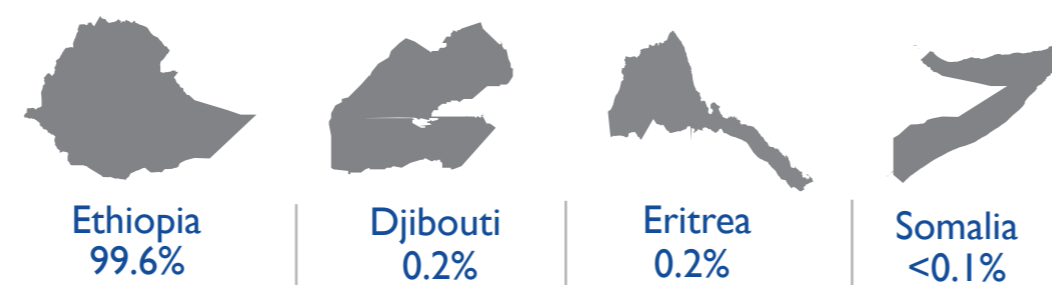
\*Other intended destination countries include Qatar, Lebanon, Yemen, Uganda, Sudan, Kuwait, and many other Middle East and European countries.

\*\*Please note that figures from Yemen and the Kingdom of Saudi Arabia should be interpreted jointly as movements to KSA often pass through Yemen.

### TYPE OF FLOW



### NATIONALITIES OF PEOPLE ON THE MOVE



\*Data collected at Humera Flow Monitoring Point in Tigray region could not be included due to security and access constraints.

Disclaimer: This map is for illustration purposes only. Names and boundaries on this map do not imply official endorsement or acceptance by IOM. DATA SOURCES: DTM, OCHA, ESRI, UNDP