

Q3 2021



QUARTERLY REGIONAL REPORT

# DTM

# Europe

Displacement Tracking Matrix (DTM)

July – September 2021

[migration.iom.int/europe](https://migration.iom.int/europe)  
[dtmmediterranean@iom.int](mailto:dtmmediterranean@iom.int)

International Organization for Migration  
October 2021

DTM Quarterly Regional Reports are published every 3 months to consolidate and present summary updates and highlights of regional population mobility trends.



## CONTENTS

MIXED MIGRATION FLOWS TO EUROPE	2
MIGRANT FLOWS MONITORING IN TURKEY	5
INTERNAL DISPLACEMENT IN UKRAINE	5
FIRST ARRIVAL COUNTRIES.....	6
SPAIN.....	6
ITALY.....	7
GREECE.....	7
OTHER COUNTRIES OF FIRST ARRIVAL	8
WESTERN BALKANS.....	9
MIGRANTS PRESENCE IN EUROPE	12
MIGRANTS PRESENCE IN TURKEY	13
NEEDS MONITORING IN UKRAINE	14
FLOWS and PRESENCE OF AFGHAN NATIONALS IN EUROPE	15

Cover Photo: Boat used by migrants to reach Europe, moored in the port of Lampedusa, Sicily, Italy. © IOM August 2021.

© IOM 2021



Some rights reserved. This work is made available under the [Creative Commons Attribution-NonCommercial-NoDerivs 3.0 IGO License](#) (CC BY-NC-ND 3.0 IGO).

For further specifications please see the [Copyright and Terms of Use](#).

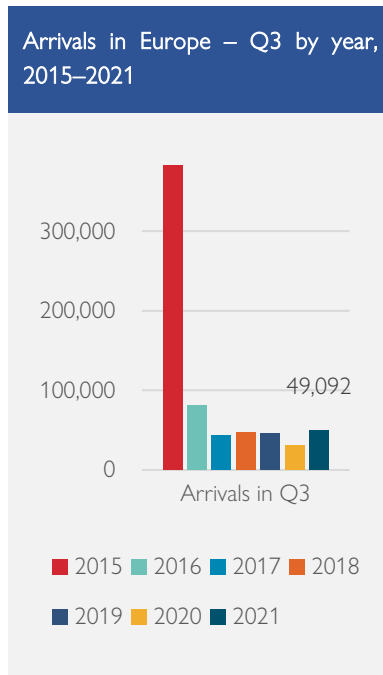
For feedback, please contact  
✉ [dtmmediterranean@iom.int](mailto:dtmmediterranean@iom.int)

Permissions: Requests for commercial use or further rights and licensing should be submitted to [dtmmediterranean@iom.int](mailto:dtmmediterranean@iom.int)

The opinions expressed in the report are those of the authors and do not necessarily reflect the views of the International Organization for Migration (IOM). The designations employed and the presentation of material throughout the report do not imply expression of any opinion whatsoever on the part of IOM concerning the legal status of any country, territory, city or area, or of its authorities, or concerning its frontiers or boundaries.

IOM is committed to the principle that humane and orderly migration benefits migrants and society. As an intergovernmental organization, IOM acts with its partners in the international community to: assist in meeting the operational challenges of migration; advance understanding of migration issues; encourage social and economic development through migration; and uphold the human dignity and well-being of migrants.

## MIXED MIGRATION FLOWS TO EUROPE

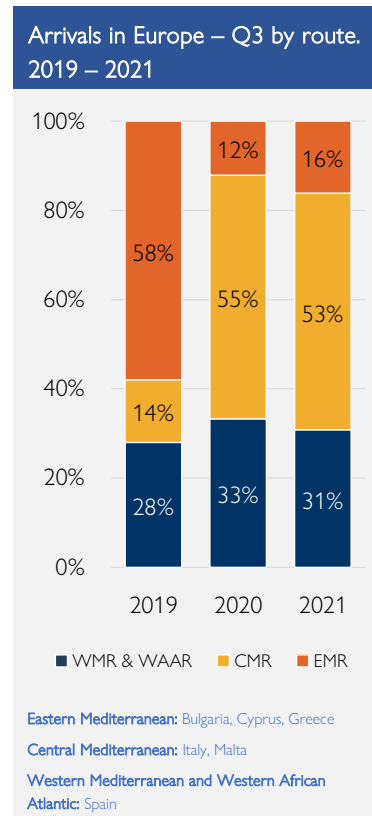


In Q3 of 2021, a total of **49,092 of migrants and refugees** were registered arriving through the three Mediterranean routes and the Western African Atlantic route to Europe, which is 55 per cent higher than the 31,563 arrivals registered in the same period in 2020, and 8 per cent more than the 45,308 registered in Q3 of 2019. Arrivals in Q3 of 2021 are 38 per cent higher compared to the previous reporting period (35,445 in Q2 2021).

More than half (53%) of all registered individuals in Q3 2021 arrived in Europe via the Central Mediterranean route to Italy and Malta (26,017). Around 31 per cent of arrivals were registered in Spain, through the Western Mediterranean and Western African Atlantic routes (15,130). The remaining 16 per cent travelled through the Eastern Mediterranean

route to Greece, Cyprus and Bulgaria (7,945).

Compared to Q3 of last year, arrivals have increased in absolute numbers in all routes to Europe: +51 per cent of arrivals via the Central Mediterranean route (CMR), +44 per cent of arrivals via the Western Mediterranean (WMR) and Western African Atlantic routes (WAAR), and + 108 per cent of through the Eastern Mediterranean route (EMR) compared to the arrivals registered in Q3 of 2020.



According to available data from national authorities so far, Tunisia, Algeria, Morocco, Bangladesh and Egypt are the most frequently reported countries of origin among all registered arrivals to Europe, followed by many others from sub-Saharan Africa, North Africa and Asia.

Arrivals registered on the **Central Mediterranean route** (CMR) in the third quarter of 2021 by sea were 26,017, which is almost the double of the 13,299 arrivals of the previous quarter (Q2 2021), 51 per cent higher than the 17,239 arrivals in Q3 of 2020, and 4 times the arrivals registered in Q3 of 2019 (6,331). Main nationalities at arrival were Tunisia, Bangladesh, Egypt, Côte d'Ivoire. During the third quarter of 2021, 10,062 migrants were returned to Libya,<sup>1</sup> which is 7 per cent more than the 9,430 returned in Q2 of 2021. So far this year, at least 25,393 migrants were returned to Libya and another 19,408 were intercepted and disembarked in Tunisia by the Tunisian Coast Guard.<sup>2</sup> Additionally, at least 1,118 migrants perished while crossing the Central Mediterranean between January and September 2021.

Arrivals to **Spain** were **15,130 in Q3 2021**. This is 44 per cent more than the arrivals registered in Q3 of 2020 (10,499). Arrivals in the third quarter of 2021 are 5 per cent less than the double than those in Q2 of 2021 (15,948). More than half (55%) of the arrivals registered in Spain in this quarter was registered via sea through the Western Mediterranean route to the peninsular coasts and the Balearic Islands. Overall since the beginning of the year, 35 per cent of arrivals

were registered through the **Western African Atlantic Route** (WAAR) to the Canary Islands, and 37 per cent were through the Western Mediterranean route (WMR) to mainland Spain and the Balearic Islands, and 28 per cent by land to the autonomous cities of Ceuta and Melilla. Main nationalities reported at arrival in Spain are Algeria, Morocco, Mali, Sudan and Guinea. In 2021 so far, at least **1,049 persons perished or disappeared at sea** while on their way to Spain. Of these, 786 died in the Atlantic Ocean while trying to reach the Canary Islands.<sup>3</sup>

Arrivals through the **Eastern Mediterranean route** (EMR) continue to be the lowest in the region in the third quarter of 2021, when 7,945 migrants and refugees were registered at arrival in Greece, Cyprus and Bulgaria. Yet, this is more than the double of the arrivals registered in the same period of 2020, and 27 per cent more than the arrivals in Q2 of 2021 (6,240). Afghanistan, Somalia and Iraq are the top three nationalities reported at arrivals in Greece<sup>4</sup> since the beginning of the year.

On the same route, the **Turkish Coast Guard** (TCG) reported to have apprehended 7,298 persons in the third quarter of the year, while trying to cross the sea between Turkey and Greece irregularly. Interceptions by the

TCG were 63 per cent higher than those in Q2 2021 (4,617). Total apprehensions in the Aegean in 2021 so far were 14,063.

Registrations of migrants intercepted by national authorities in the **Western Balkans**, in Serbia, Bosnia and Herzegovina, North Macedonia, Montenegro, Croatia, Slovenia, Romania and Kosovo\* were 43,727 in Q3 of 2021, representing an increase of 38 per cent when compared with the previous quarter (31,690 in Q2 2021) and 1 per cent less than the transits and apprehensions registered in the same period last year (44,077). Afghanistan, Pakistan, and Bangladesh were the most frequently reported countries of origin through the Western Balkans between January and September 2021.

---

<sup>1</sup> Source: IOM Libya Monthly updates.

<sup>2</sup> Source: FTDES Observatory: <https://ftdes.net/en/observatoire/>

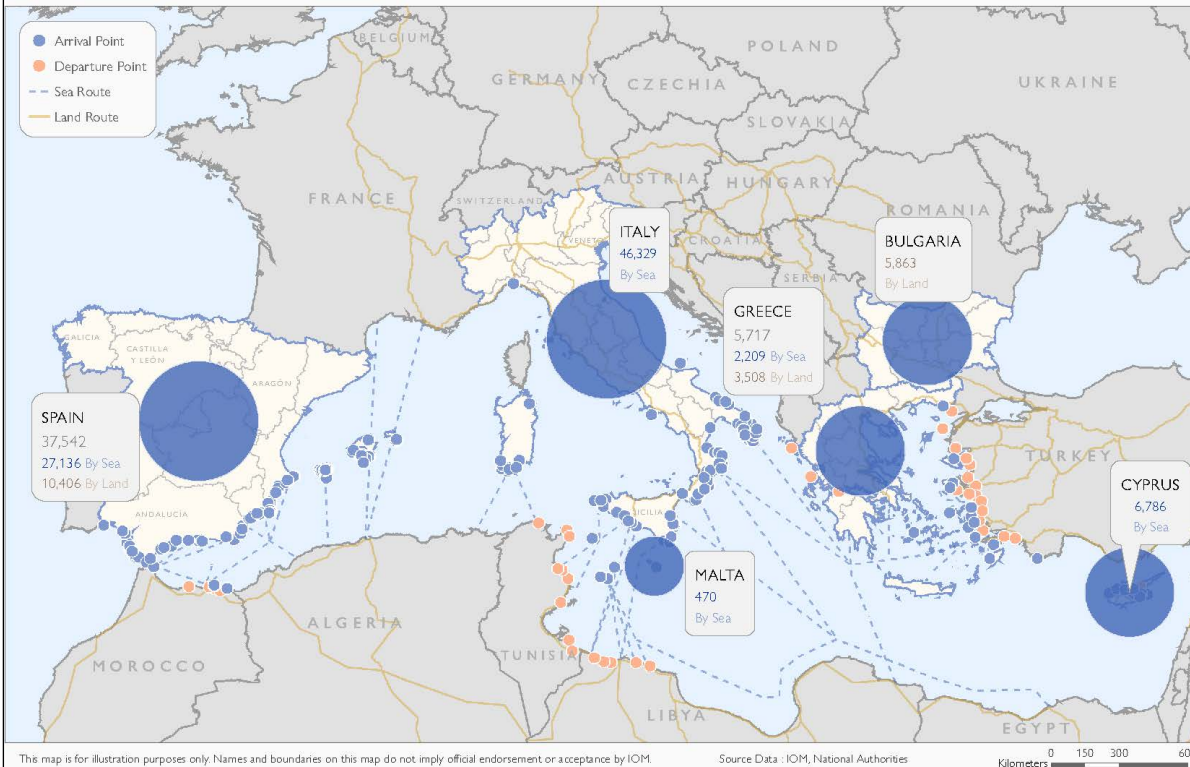
<sup>3</sup> Source: IOM's Missing Migrant Project: [missingmigrants.iom.int](https://missingmigrants.iom.int)

<sup>4</sup> Data on nationalities are not available for Bulgaria and Cyprus, are sourced from [Frontex](#) for Spain.

# ARRIVALS TO EUROPE

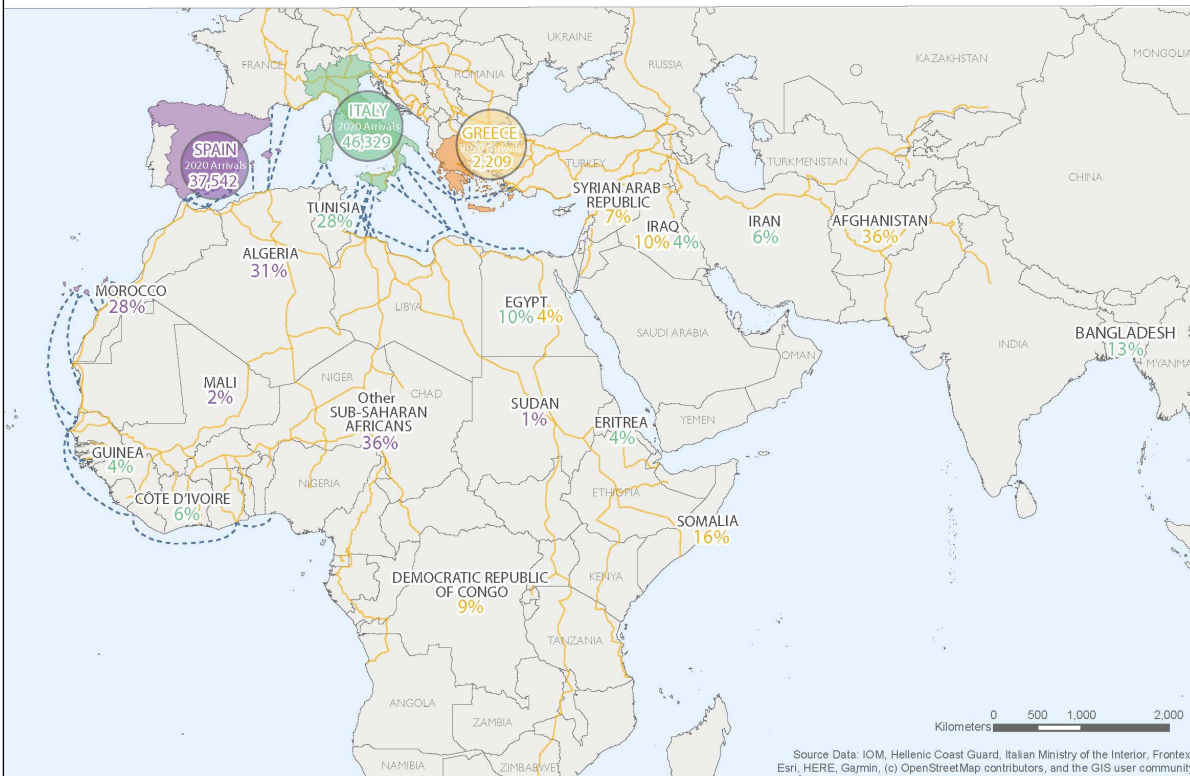
1 January - 30 September 2021

**102,707** TOTAL **77,218** By Sea **25,489** By Land



## OVERVIEW: COUNTRIES OR AREAS OF ORIGIN

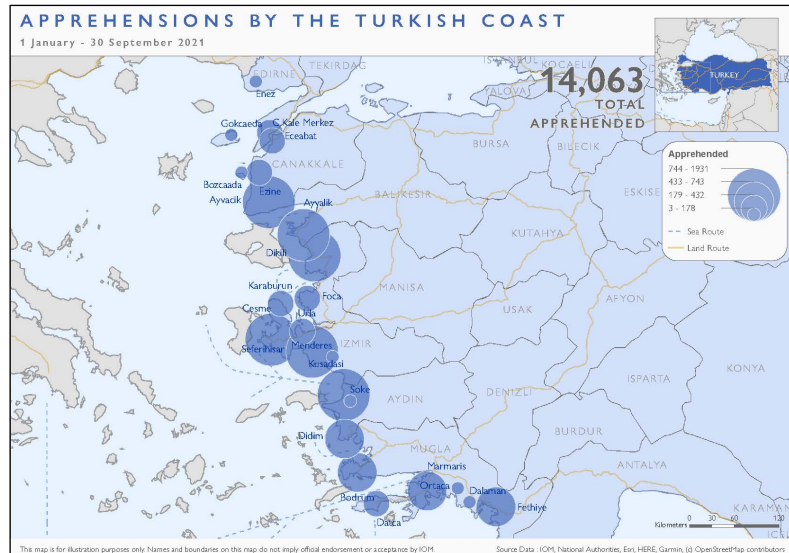
Reported nationalities of arrivals by sea to Greece and Italy, of total arrivals to Spain, according to available data from 01 January to 30 September 2021



## MIGRANT FLOWS MONITORING IN TURKEY

In the third quarter of 2021, a total of 7,298 irregular migrants were apprehended in the Aegean region by the Turkish Coast Guard (TCG). This is an increase by 63 per cent in comparison with the previous period (4,476 in Q2 2021) and by 71 per cent in comparison with the third quarter of 2020. A total of 14,063 irregular migrants were rescued by the TCG on the Aegean Sea in between January and September 2021, which is about 10 per cent less than the 15,601 rescued in the first three quarters of 2020, and 63 per cent less than those rescued in the first half of 2019 (37,898). The top ten nationalities of apprehended/rescued persons in the Aegean this year so far are Afghanistan, Syrian Arab Republic, Somalia, Democratic Republic of Congo, Pakistan, Palestinian Territories.

According to the data from Turkish Armed Forces (TAF), a total of 25,508 irregular migrants were intercepted on entry by land to Turkey in the third quarter of 2021, mainly from the Syrian Arab



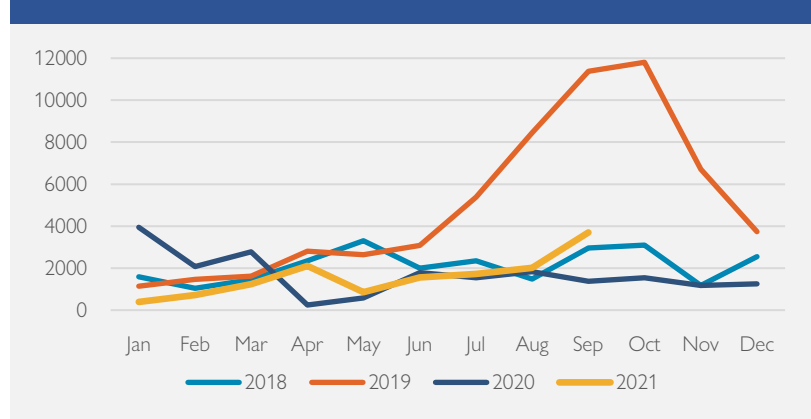
Republic (95%), the Islamic Republic of Iran (4%), Greece (1.5%), Iraq (44 individuals). This is 11 per cent more than the number of apprehensions registered in Q2 of 2021 (22,945), and almost 4 times more than the 6,595 reported in Q3 2020.

According to the latest available data from the Turkish Directorate General of Migration Management (DGMM) there were over 4.9 million foreign nationals present in Turkey as of the end of September 2021, and 3.7 million of whom are seeking international protection. Most of them are Syrian nationals, followed by nationals of Afghanistan, the Islamic Republic of Iran, and Iraq.

## INTERNAL DISPLACEMENT IN UKRAINE

According to the information from the Ministry of Social Policy (MoSP) of Ukraine, in July 2021 ([last available data](#)) there were 1,473,650 internally displaced persons (IDPs), that is individuals who have left their homes and moved to a different area and/or region of Ukraine. This represents a slight increase compared to the 1,464,628 reported in the previous reporting period (April 2021) and to the same period last year (1,446,881 at the end of April 2020). Data from the authorities includes returnees and commuters, as the entitlement to a pension for those residing in the Non-Government Controlled Areas (NGCA) is linked to the IDP status. Areas with the highest shares of IDPs located out of the NGCA included the city of Kyiv (166,309) and Kyiv Oblast (67,663), Kharkiv Oblast (136,816), Dnipropetrovsk Oblast (71,744) and Zaporizhyya Oblast (56,660).

Apprehensions by the Turkish Coast Guard (TCG), all regions, 2017–2021



# MIXED MIGRATION FLOWS

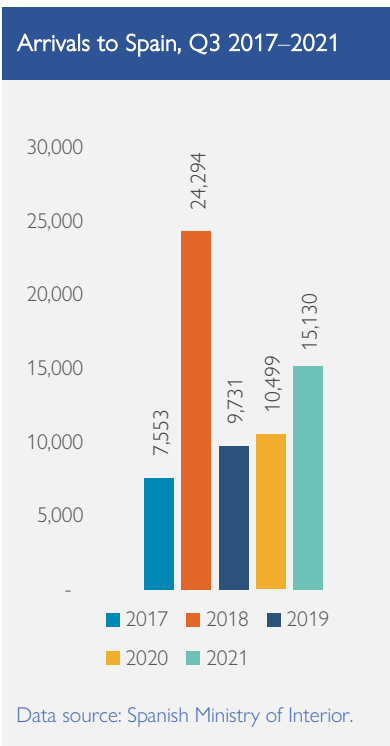
## FIRST ARRIVAL COUNTRIES

Arrivals in Europe, July – September 2021		
	Sea	Land
Greece	815	1,148
Bulgaria		3,779
Cyprus	464	1,749
Italy*	25,812	
Malta	220	
Spain	14,514	616
of which WAAR	6,166	

\* Data on land arrivals to Italy are not available.

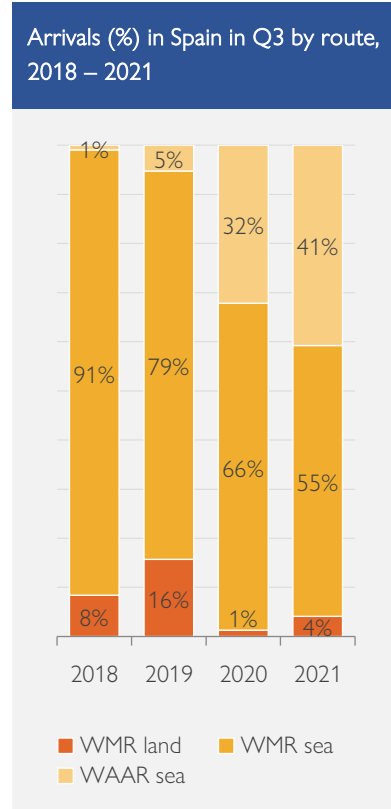
## SPAIN

In Q3 of 2021, authorities in Spain registered a total of 15,130, sea and land arrivals, which is 5 per cent less than the 15,916 registered in the previous quarter (Q2 2021).

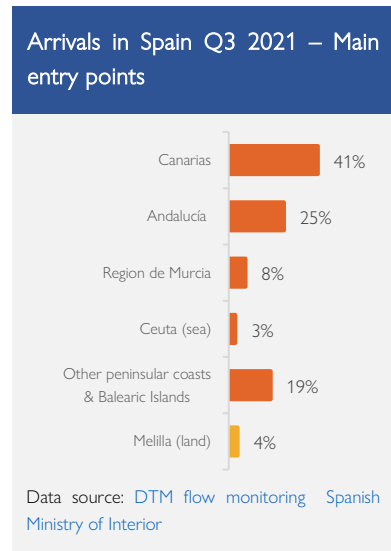


Arrivals in the third quarter of 2021 are 44 per cent higher than the 10,499 arrivals reported in the same period in 2020, and 55 per

cent more than the 9,731 registered in Q3 of 2019.



Most (55%) arrivals registered during the reporting period arrived by sea through the Western Mediterranean route (WMR), and in particular in Andalucía (25% of all arrivals) and in Mediterranean regions of Murcia and Valencia and the Balearic Islands. Additionally, 41 per cent of arrivals in the quarter were registered to the Canary Islands and the remaining 4 per cent of arrivals registered in the



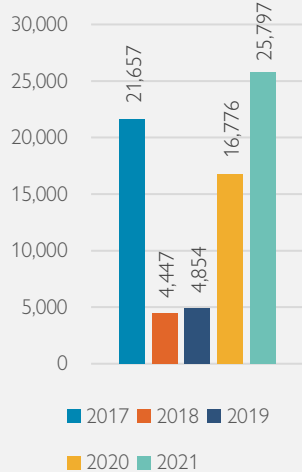
autonomous cities of Ceuta and Melilla (4%).

Land arrivals during this reporting period (616) returned to levels similar to those registered last year, after the peak of 9,416 migrants observed in the second quarter of 2021; most of them have been reported in few days of the month of May and have not been included in the official data released by the Spanish Ministry of Interior.

According to Frontex data, Algeria (31%) and Morocco (28%) are the two main countries of origin of arrivals by sea to Spain according to Frontex, followed by Mali, Sudan and Guinea. It is worth noting that 36 per cent of all arrivals are from unspecified sub-Saharan countries.

## ITALY

Arrivals to Italy in Q3, 2017 – 2021

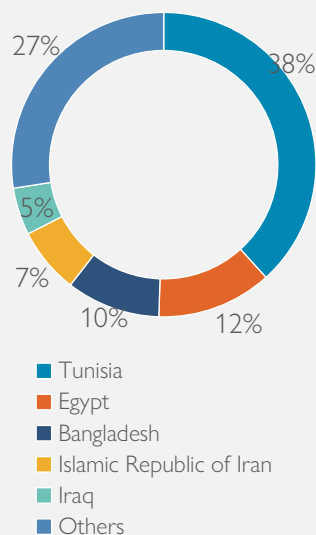


Data source: Italian Ministry of Interior, DTM flow monitoring

Italian authorities registered a total of 25,797 migrants and refugees arriving by sea in the country during the third quarter of 2021. This is 97 per cent more than the 13,114 registered in Q2 2021, and 54 per

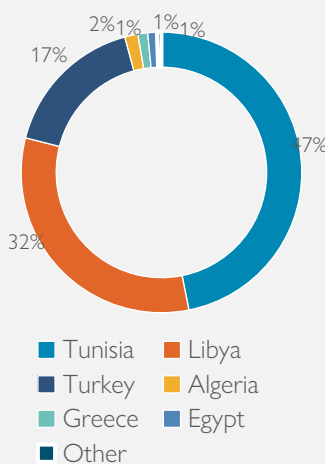
cent more than the 16,776 registered in Q3 2020, and 5 times more than the 4,854 registered in Q3 2019.

Arrivals to Italy – nationality breakdown in Q3 2021



Data source: Italian Ministry of Interior.

Arrivals to Italy 2020 – departure countries in Q3 2021



Data source: Italian Ministry of Interior.

According to available data from the Italian Ministry of Interior, main nationalities reported at arrival during Q3 2021 are Tunisia, Egypt, Bangladesh. Tunisia is also the most reported country of since the beginning of 2021, declared by 28

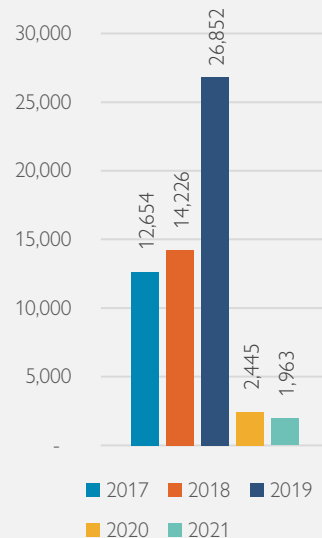
per cent of the registered migrants and refugees, followed by Bangladesh (13%), Egypt (10%), Côte d'Ivoire (6%), Islamic Republic of Iran (6%).

In the third quarter of 2021, most arrivals were reported to have departed from Tunisia and Libya. Since the beginning of the year, most departures were reported from Libya (45%), followed by Tunisia (36%), Turkey (14%) and small shares of departures from Algeria, Greece, Egypt, Albania and Montenegro (between 1 and 2% each). This marks a difference with 2020 when Tunisia was the most frequently reported country of departure by migrants landing to Italy with about 43 per cent of all arrivals.

## GREECE

In the third quarter of 2021, Hellenic Authorities registered a total of 1,963 migrants and refugees arriving to the country, which is almost equal to what registered in the previous Q2 2021. Arrivals in Q3 2021 are 20 per cent

Arrivals to Greece in Q3, 2017 – 2021



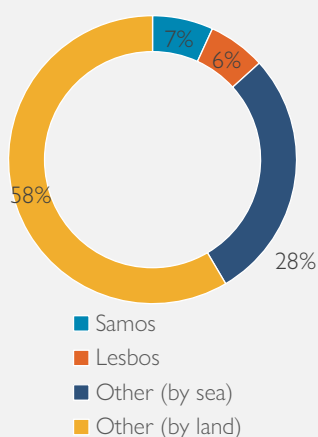
Data source: Hellenic Authorities, DTM flow monitoring



lower than the 2,445 registered in the same quarter last year (Q2 2020), and a fraction of the 26,852 reported in the same period of 2019.

According to the Hellenic Coast Guard and Police, in Q3 of 2021 58 per cent of arrivals were registered as land crossing from Turkey in the region of Evros. The remaining 42 per cent of migrants and refugees were reported to have landed on several Greek islands (Samos, Lesbos, Kos among them).

Arrivals to Greece – main entry points in Q3 2021

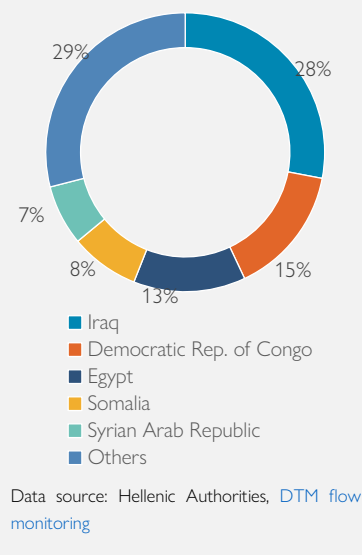


Data source: Hellenic Authorities, DTM flow monitoring

Iraq, the Democratic Republic of Congo and Egypt were the top three nationalities registered at arrival by sea in the quarter. Since the beginning of the year, main reported nationalities were Afghanistan (36%), Somalia (16%), Iraq (10%), Democratic Republic of

Congo (9%) and Syrian Arab Republic (7%).

Arrivals by sea to Greece – nationality breakdown in Q3 2021



Data source: Hellenic Authorities, DTM flow monitoring

## OTHER COUNTRIES OF FIRST ARRIVAL

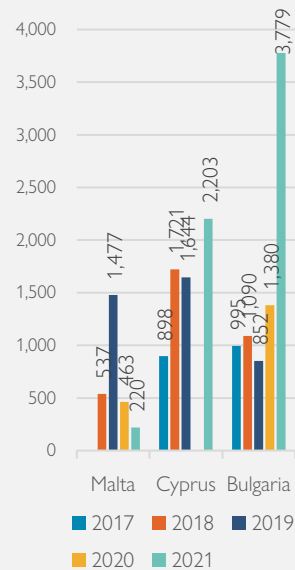
### Malta, Bulgaria and Cyprus

A total of 6,202 migrants and refugees have been registered in other countries of first arrival in the Mediterranean region during the third quarter of 2021, slightly less than the 6,334 registered in Q2 2021. Most of these arrivals were recorded in Cyprus and Bulgaria, and only about 4 per cent in Malta.

According to the **Bulgarian** Ministry of Interior, 3,779 new migrants were apprehended on entry, inside and on exit from the country in Q3

of 2021,<sup>5</sup> which is almost the three times the 1,301 registered in the previous quarter and of the 1,380 apprehended in Q3 2020. Main reported nationalities registered in 2021 so far are Afghanistan, Syrian Arab Republic and Iraq.

Arrivals to Bulgaria, Cyprus and Malta in Q3, 2017–2021



According to the NGO CODECA, 2,203 new arrivals to **Cyprus** were reported in Q3 2021, either by sea or by crossing the green border with the northern part of the island. This is 22 per cent less than the 2,827 arrivals registered in the previous quarter. Syrian Arab Republic, Pakistan, Nigeria, Somalia, Republic of Congo are the most represented nationalities reported to be in reception at the end of September 2021.

<sup>5</sup> Data for Bulgaria do not include arrivals from Greece, to avoid double counting arrivals to Europe.

In Malta, 220 migrants and refugees arrived by sea in Q3 2021. This is 19 per cent more than the 185 migrants of the previous quarter (Q2 2021), but less than half of the 463 arrivals registered in the same quarter last year. According to available data for 2021 so far, the Syrian Arab Republic, Sudan, Eritrea,<sup>6</sup> Egypt and Libya are the most frequently reported nationalities at arrival in Malta representing 76 per cent of all arrivals.

## WESTERN BALKANS

In **Serbia**, 22,155 new migrants and refugees have been registered in the reception centres across the country<sup>7</sup> during the Q3 of 2021. This is 73 per cent more than the

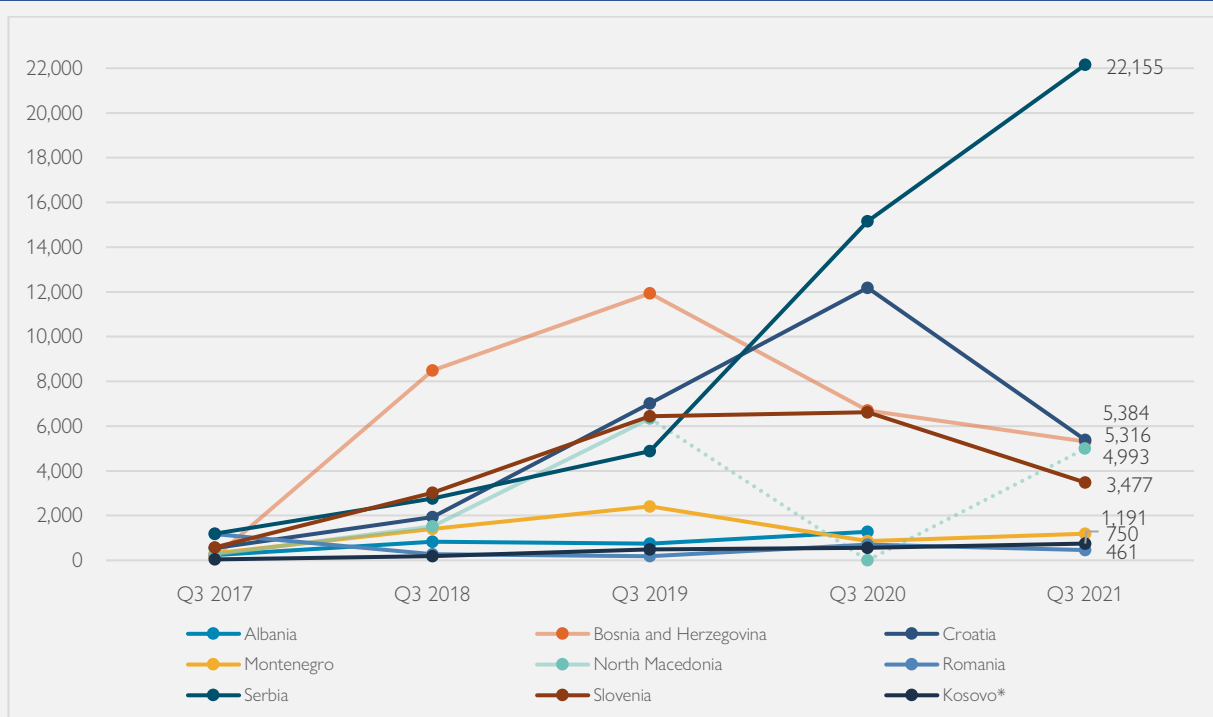
12,839 arrivals registered in Q2 2021, and 46 per cent higher than the 15,165 registered in Q3 2020. In 2021 so far, 44,028 migrants and refugees have been registered by the authorities in total, which is already 11 per cent higher than the total 39,648 reported in the whole 2020, and 2.5 times the 17,611 reported in the whole 2019. Disaggregated data by nationality are not available for the period Jan-Jul 2021 and only partial from August onwards. Main nationalities reported are Syrian Arab Republic, Afghanistan and Pakistan.

Authorities in **Bosnia and Herzegovina** registered 5,316 migrants arrived in Q3 2021, which is 1 per cent more than the 5,387 reported

in Q2 of 2021, and 21 per cent less than 12,187 recorded in the third quarter of 2020. In 2021 so far, 12,818 migrants and refugees have been registered in total, which is 4 per cent less than the 13,407 reported in the same period of 2021, and 44 per cent less than the 22,836 reported in the same period of 2019. In 2021 so far, Afghanistan and Pakistan were the most frequently reported nationality at arrival (32% and 31% respectively), followed by Bangladesh (17%), Islamic Republic of Iran (3%), Morocco (2%), and others.

In the third quarter of 2021, 4,993 migrants and refugees have been officially registered at entry or exit in **North Macedonia**. This is 2 per

Registered migrants in transit countries between July and September, 2017–2021



Data source: National authorities, IOM. \*References to Kosovo shall be understood to be in the context of United Nations Security Council resolution 1244 (1999).

<sup>6</sup> Data on nationalities are as self-reported by migrants and refugees to national authorities.

<sup>7</sup> This is used as a proxy indicator for the overall number of new arrivals in the country.

cent less than the 5,115 arrivals registered in the country in Q2 of 2021. No officially reported data on registrations is available for the Q3 of 2020. Pakistan is the country of origin of 42 per cent of registered migrants and refugees in 2021 so far, followed by Afghanistan (24%), India (8%), Bangladesh (6%), Syrian Arab Republic (5%) and others.

Reported arrivals in **Croatia** in the third quarter of 2021 were 5,384, which is 29 per cent more than the 4,167 in Q2 2021, and more than 2 times less than the 12,187 reported in Q3 2020. In 2021 so far, 12,818 migrants and refugees have been apprehended in total, which is 9 per cent less than those registered in the same period of 2019 (14,171), and almost 3 times more than in 2018 (4,493). In 2021 so far, the most frequently reported nationalities of origin for arrivals in Croatia were Afghanistan (26%), Pakistan (21%), Bangladesh (14%), Turkey (12%) and others.

According to national authorities, 3,477 migrants and refugees were apprehended in **Slovenia** during the second quarter of 2021, which is 62 per cent more than the 2,151 apprehensions registered in Q2 2021, but half of the apprehensions registered in Q3 2020 (6,621). In 2021 so far, a total of 6,735 apprehensions have been reported in Slovenia, 42 per cent less than in the third quarter of 2020 (11,524),

and 43 per cent less than in the same period of 2019 (11,786). In 2021 so far, Afghanistan was the first reported nationality (26%) of those apprehended, followed by Pakistan (18%), Bangladesh (13%), Turkey (6%). The nationality is unknown for 8 per cent of all arrivals in 2021.

In Q3 2021, 1,191 irregular migrants were registered in **Montenegro**, which is 4 per cent more than the 1,145 migrants registered in Q2 of 2021, and almost 38 per cent more than the 860 migrants registered in Q3 of 2020. In 2021 so far, a total of 2,762 arrivals have been recorded, which is 14 per cent more than at the end of the third quarter 2020 (2,414), but 53 per cent less than those registered in the same period of 2019 (5,883). In 2021 so far, the most frequently reported nationality of arrivals was Afghanistan (62%), followed by Morocco (12%), Bangladesh (9%), the Islamic Republic of Iran (8%), and others.

According to data provided by authorities in **Romania**, 461 migrants and refugees were apprehended on entry to, and exit from, the country in Q3 of 2021, which is 20 per cent less when compared with Q2 2021 (574), and 35 per cent less the 711

reported in Q3 2020. In 2021 so far, Afghanistan is the most frequently reported nationality (47%), followed by Syrian Arab Republic (16%), Iraq (10%), Turkey (7%) and others.

In **Albania**, 150 migrants and refugees were registered on entry to the country in the Gjirokastra region or on exit in the Shkodra region in January 2021,<sup>8</sup> which is more than four times less than the 702 registered in Q1 2020. There were 1,086 migrants and refugees registered on entry to Albania and 2,542 on exit from Albania in total in 2020. No official data is available for Albania after January 2021.

Authorities in **Kosovo**\* registered a total of 750 migrants in the third quarter of 2021, more than the double than the reported arrivals in Q2 2021 (312) and 36 per cent more than reported arrivals in Q3 2020 (554). In 2021 so far, a total of 1,223 migrants and refugees were registered, which is 43 per cent less when compared with the same period of 2020 (2,138), and more than the double than in the same period of 2019 (594). The Syrian Arab Republic is the most frequently reported nationality of arrivals in 2021 so far (48%), followed by Morocco (12%), Bangladesh (9%), Afghanistan (7%), Algeria (5%), Libya (4%), and others.

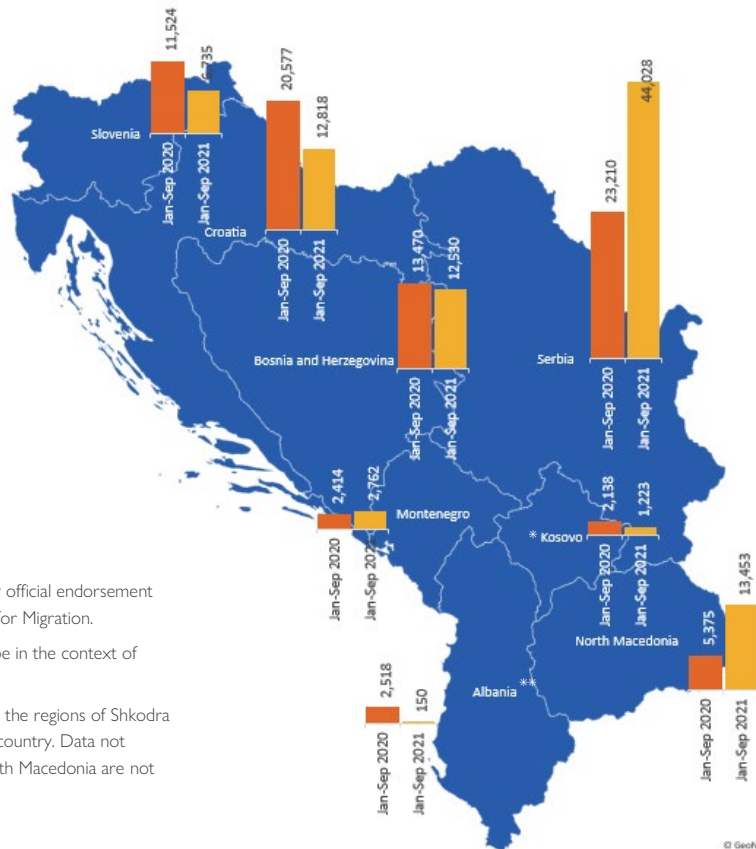
---

<sup>8</sup> Until January 2021 included, IOM collected data from two major Flow Monitoring Points (FMPs) in Albania, one in the Gjirokastra region and one in the Shkodra

region. Information on entries after January 2021 is not available.

\* References to Kosovo shall be understood to be in the context of United Nations Security Council resolution 1244 (1999).

## Registered arrivals/transits in the Western Balkans in Jan-Sep 2020 and 2021

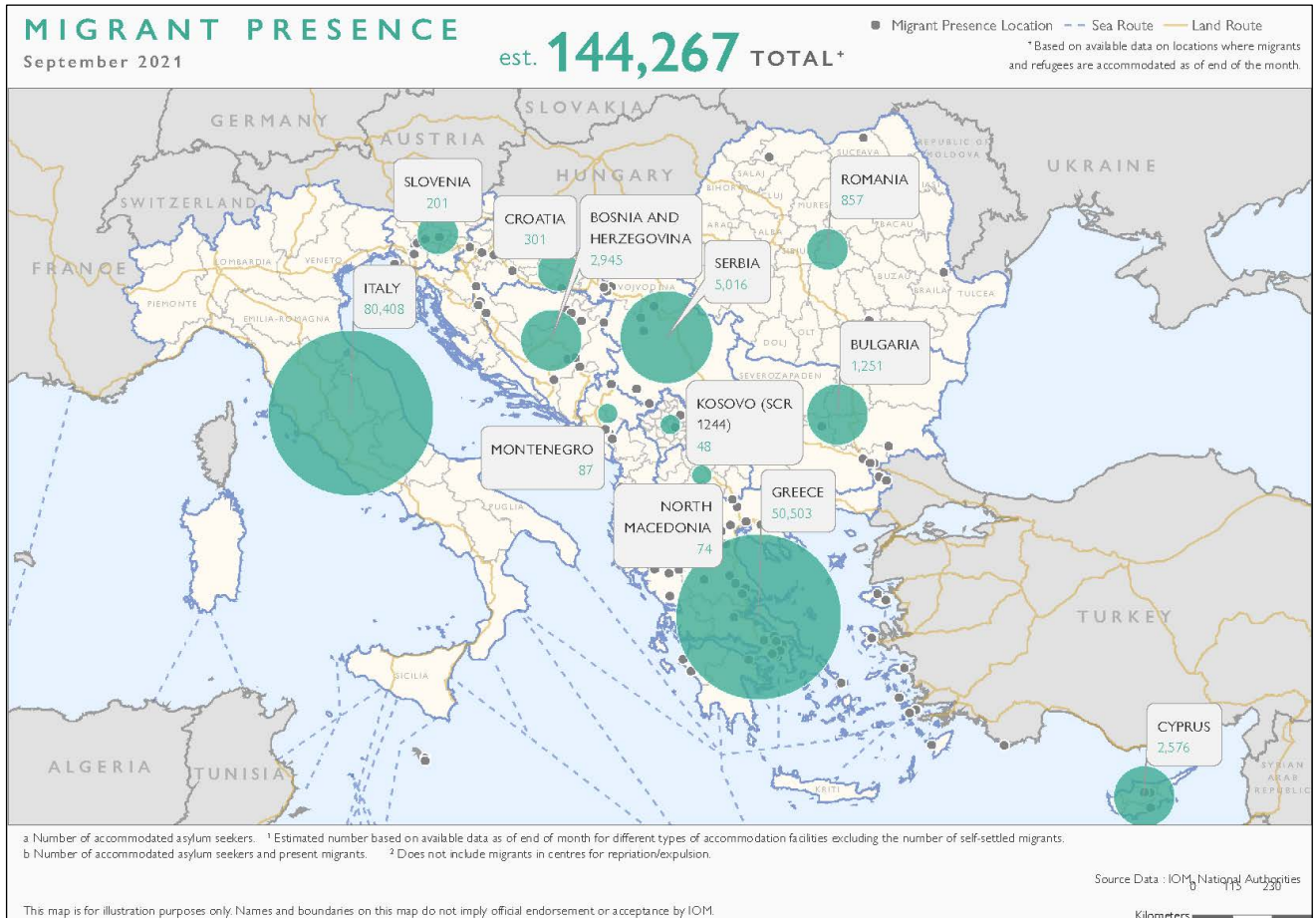


Names and boundaries on this map do not imply official endorsement or acceptance by the International Organization for Migration.

\* References to Kosovo shall be understood to be in the context of United Nations Security Council 1244 (1999).

\*\* Data for Albania refers to official registries for the regions of Shkoder and Gjirokastra and do not represent the entire country. Data not available after January 2021. Official data for North Macedonia are not available from May to Dec 2020.

Powered by Bing  
© GeoNames, Microsoft, TomTom



# MIGRANTS PRESENCE IN EUROPE

## MIGRANTS PRESENCE IN EUROPE

At the end of Q3 2021 an estimated **144,267** migrants, refugees and asylum seekers were residing in different facilities in **Italy, Greece, Bosnia and Herzegovina, Serbia, Cyprus, Bulgaria, Romania, Croatia, Slovenia, Montenegro, North Macedonia, and Kosovo\***. No data is available on migrants' reception in Spain. The migrant presence estimated at the end of Q3 2021 is slightly less than the 144,320 reported at the end of Q2 2021, and 23 per cent less than the 188,287 recorded at the end of Q3 2020. Italy and Greece report the largest shares of migrant presence overall (56% and 35% of the total, respectively).

The number of accommodated migrants and refugees in **Greece** decreased from an estimated 54,886 in Q2 of 2021 to an estimated 50,503 in Q3 of 2021 (-8%). Some 90 per cent were accommodated in various types of facilities on the mainland, while the remaining 10 per cent was accommodated on the islands. In **Italy**, the number of accommodated migrants and refugees has increased by 6 per cent between Q2 and Q3 of 2021 (from 76,152 to **80,408**).

In **Serbia**, **5,016** migrants were staying in reception centres and unofficial sites as of the end of September 2021. In **Bosnia and Herzegovina**, **2,576** migrants were reported to be accommodated in 5 provisional and temporary reception centers at the end of Q3 2021, while another **1,101** were **estimated by IOM to be outside<sup>11</sup>** reception in the country on 28 September 2021. Main nationalities reported were Afghanistan and Pakistan.

The remaining migrant presence in the region is scattered among many other locations of arrival and transit, ranging from the 2,945 in Bulgaria, the 1,251 in Cyprus to 48 in Kosovo\*.

Figures on occupancy of reception centers of any kind fluctuate daily, especially in countries considered by migrants as transit stops on their way to Western and Northern Europe.

---

\* References to Kosovo shall be understood to be in the context of United Nations Security Council resolution 1244 (1999).

<sup>11</sup> IOM BIH, Migrant presence outside temporary reception centers, R 06 (September 2021).

# MIGRANTS PRESENCE & FLOW MONITORING IN TURKEY

## MIGRANTS PRESENCE IN TURKEY

According to the latest available data from the Turkish Directorate General of Migration Management (DGMM) there are more than 4.9 million foreign nationals present in Turkish territory, 3.7 million of whom are seeking international protection (IOM Turkey, [Q3 2021 Monitoring Report](#)).

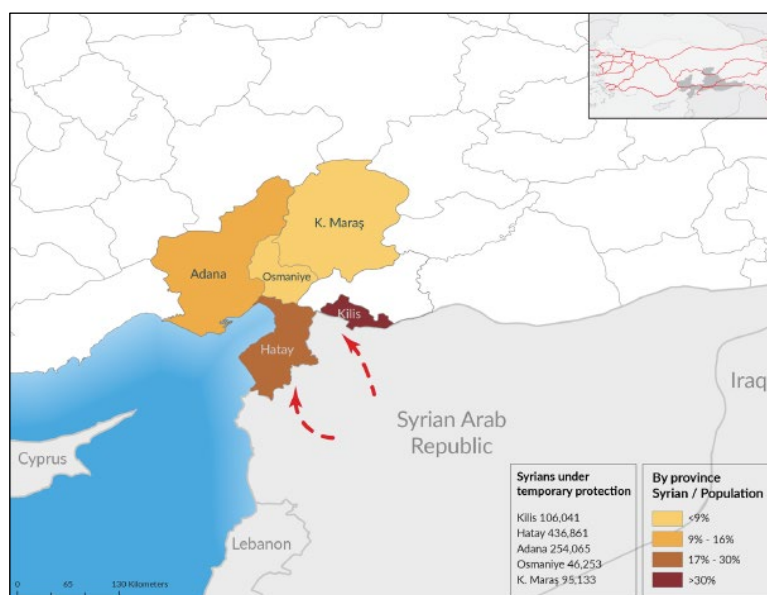
Most are Syrians (3,715,913 individuals) who are granted temporary protection status. In addition, international protection applicants from countries including Afghanistan, the Islamic Republic of Iran and Iraq constitute another group of foreign nationals. Since June 2021 the number of Syrians residing in camps has decreased by 3,183.

In addition, there are 1,222,674 foreign nationals present in Turkey holding residency permits including humanitarian residence holders. The exact number of the humanitarian residence holders is unknown, but it is estimated that there are a few thousand humanitarian resident holders.

Most individuals live outside camps, mainly spread across cities at the Turkish border provinces of Şanlıurfa, Gaziantep, Hatay and Kilis as well as other major cities in Turkey. 52,179 Syrians live in seven Temporary Accommodation Centers (TACs) that are also located in the provinces close to the Syrian border, as well as in other major cities such as Hatay, Kilis, Osmaniye, Adana and Kahramanmaraş.

According to the data from Turkish Armed Forces (TAF), a total of 25,508 irregular migrants were intercepted on entry by land to Turkey in the third quarter of 2021, mainly from the Syrian Arab Republic (95%), the Islamic Republic of Iran (4%), Greece (1.5%), Iraq (44 individuals). This is 11 per cent more than the number of apprehensions registered in Q2 of 2021 (22,945), and almost 4 times more than the 6,595 reported in Q3 2020.

Data source DGMM, 30.09.2021.



# NATIONAL MONITORING SYSTEM REPORT UKRAINE

## NEEDS MONITORING IN UKRAINE

According to the information from the Ministry of Social Policy (MoSP) of Ukraine, in July 2021 ([last available data](#)) there were 1,473,650 internally displaced persons (IDPs), that is individuals who have left their homes and moved to a different area and/or region of Ukraine. This represents a slight increase compared to the 1,464,628 reported in the previous reporting period (April 2021) and to the same period last year (1,446,881 at the end of April 2020).

The IOM's National Monitoring System Report (NMS) conducted the 19<sup>th</sup> Round of data collection between December 2020 and March 2021. Due to COVID-19 preventive measures in place, the fieldwork was carried out via phone: 2,403 IDPs were interviewed via telephone in 300 randomly selected territorial units in the country; 3,753 IDPs and NGCA returnees were surveyed using the telephone-based survey tool; five online focus groups' discussions were held with key informants, IDPs and NGCA returnees.

According to the collected data and despite the negative impact of the COVID-19 pandemic, the share of surveyed IDPs employed was 49 per cent, which is slightly higher than the employment rate estimated for the period March-July 2020 (46%). However, at the end of 2020, the employment rate of IDPs was still lower than that of the general population of the same age group (65%).

The data gathered in the first quarter of 2021 shows a deterioration of IDP households' financial situation (self-assessed). Half of the IPDs (50%) assessed their financial situation as "enough money only for food" or "have to limit even food expenses", which is 3 per cent higher compared to the first quarter of 2020 (47%).

In March 2021, the average monthly income per IDP household member amounted to UAH 3,651. The data gathered in the last to rounds of the NMS shows the return of the average monthly income per IDP household member to the pre-pandemic period (UAH 3,631 in September 2019).

The most problematic issue identified by IDPs is the lack of own housing, reported by 31 per cent in Round 19. Also, utility payments and the risk of COVID-19 were reported as the major issues compared to the previous rounds.

In December 2020–March 2021, 87 per cent of the interviewed IDPs reported that they had been staying in their current place of displacement for over three years.

As the findings demonstrate, IDPs generally continue to stay in their place of residence and do not move further.

Only 18 per cent reported the intention to return to their place of origin after the end of the conflict. At the same time, 39 per cent of the respondents expressed their intention not to return, even after the end of the conflict.

# Human Mobility and Presence of Afghan

## FLOWS and PRESENCE OF AFGHAN NATIONALS IN EUROPE

In Greece, **739 Afghan nationals arrived by sea** between January and August 2021, representing the first registered nationality with about 36 per cent of all arrivals according to the Hellenic Coast Guard. This is four times less than the number of Afghans arrived in the same period last year (3,192, or 37% of the total as of August 2020).

Afghanistan is the first nationality of migrants and refugees in **reception** in Greece: 10,149 Afghans were registered in the National Reception System for Asylum Seekers and Vulnerable Migrants (SMS) in the open reception centres in mainland ([SMS Factsheet](#)) in August 2021; 662 Afghan unaccompanied and separated children (UASC) were in the EKKa reception system in mid-September; 2,416 Afghans were registered in the Reception and Identification Centres (RICs) in mid-September. Afghans are also reported to be the first nationality of migrants hosted in the ESTIA scheme on the mainland according to the Ministry of Migration & Asylum Accommodation.

In Italy, **770 Afghan nationals arrived by sea** from Turkey or Greece between January and September 2021 (2% of total arrivals); 163 of them were registered as unaccompanied children at arrival. In absolute terms, this 49 per cent higher than

the Afghan arrivals registered in the same period last year.

No official data provided by authorities on arrivals by land / interceptions and registrations at the border with Slovenia. According to IOM presence in support of the Border Police, some **1,379 Afghans were registered at entry by land** in Trieste between January and August and represent 38% of all land entries this year from Slovenia. No data on nationalities on migrants in reception centers is available on a monthly basis, except for UASC: 235 Afghan UASC were reported to be in reception at the end of September; this is 2.4 per cent of total UASC in reception (9,661) and 17% more than the same period last year (200) (MLSP 2021 and 2020). Approximately **4,890 Afghans** (2,136 men, 1,301 women, 1,453 children) were **evacuated from Afghanistan** to Italy by the end of August 2021 by Italian authorities.

In Bosnia and Herzegovina, **4,209 Afghans were registered at entry** in 2021 so far, which is 11 per cent more than those registered in the same period last year (3,778).

722 Afghans were in transit reception centres as of the end of September, representing 30% of the total migrants in official reception. Other 564 Afghans were estimated to be outside reception on 28 September 2021.

In Serbia, nationality disaggregated data are not available for the period January-July 2021 and are partial for August and September.



According to these data, **1,437 Afghan nationals were registered** since the end of July. About 1,404 AFG were in reception, representing 28 per cent of the total migrants in reception as of the end of September.

In **North Macedonia, 3,203 Afghan national were registered** at entry between January and September 2021. In August 2021, 149 Afghans were evacuated from Afghanistan in North Macedonia.

Other transit countries which registered arrivals of Afghan nationals in 2021 so far were: Croatia (3,382), Montenegro (1,707), Romania (889), Slovenia (1,734) and Kosovo\* (80).

Additionally, 644 Afghan nationals were evacuated to Albania, and other 361 were evacuated to Kosovo\* during the month of August 2021.

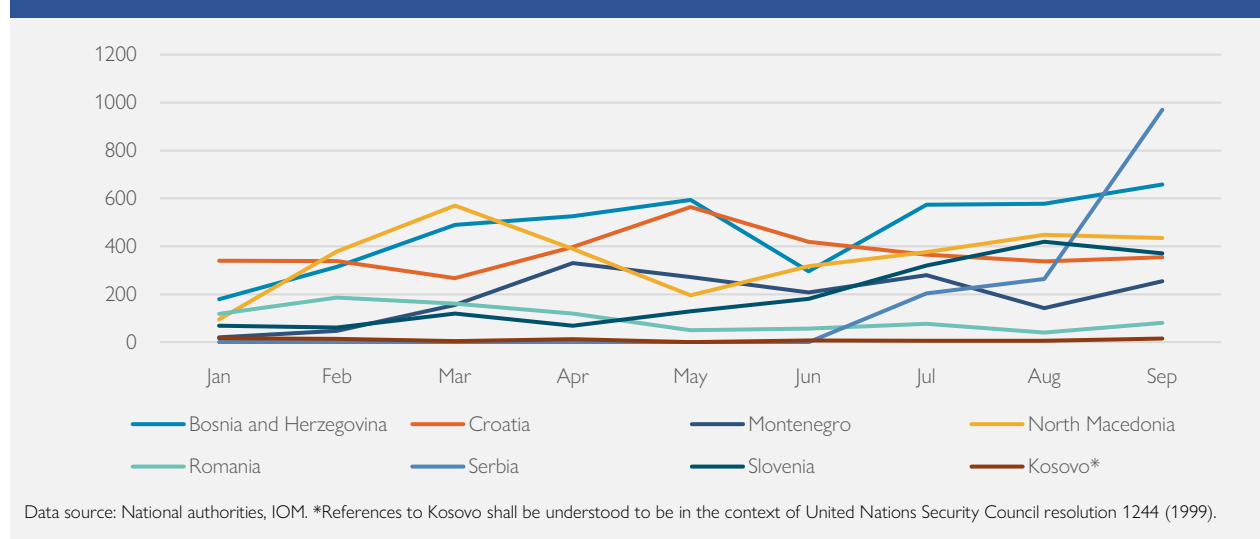
#### Trends in Transits/Apprehensions of Afghan nationals to Europe by land and by sea, 2017-2021

Transit countries	2017	2018	2019	2020	Jan-Sep 2020	Jan-Sep 2021	Δ% Jan-Sep 2021/ 2020
<b>Albania</b>	na	59	301	544	394	na	na
<b>Bosnia and Herzegovina</b>	85	2,764	4,119	4,533	3,778	4,209	11%
<b>Croatia</b>	905	1,633	3,298	8,455	5,579	3,382	-39%
<b>Montenegro</b>	43	50	371	883	701	1,707	144%
<b>North Macedonia</b>	na	327	585	2,276	2,276	3,203	41%
<b>Romania</b>	na	na	97	293	57	889	1460%
<b>Serbia</b>	na	1,640	6,245	5,187	4,253	1,437	-66%
<b>Slovenia</b>	431	892	1,660	2,893	2,105	1,734	-18%
<b>Kosovo* (SCR 1244)</b>	43	4	49	88	83	80	-4%

Data source: National authorities, IOM. No officially registered data is available between April and December 2020 for North Macedonia.

No data disaggregated by nationalities is available for the period Jan-Jul 2021 in Serbia.

#### Monthly arrivals/apprehensions of Afghan nationals in transit countries, January and September 2021



\*References to Kosovo shall be understood to be in the context of United Nations Security Council resolution 1244 (1999).



IOM's DTM staff conducting a data collection exercise to estimate migrant presence in Una Sana Canton, Bosnia and Herzegovina. © IOM September 2021.