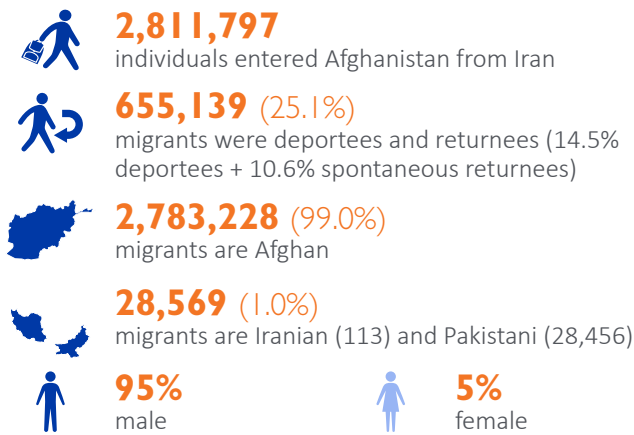


DTM's Flow Monitoring quantifies population inflows and outflows, as well as demographics, travel intentions, origins, destinations and needs of migrants, returnees and other cross-border, mobile populations, thereby informing preparedness and response planning at borders and at places of origin. DTM collects data at Flow Monitoring Points through interviews with both individual travellers and those travelling in groups. Flow Monitoring provides information on the flows of migrants to and from Afghanistan, Pakistan, Tajikistan, Uzbekistan, Turkmenistan and Iran, including those who have previously lived abroad as refugees and migrants, have returned to Afghanistan, and are re-migrating abroad again.

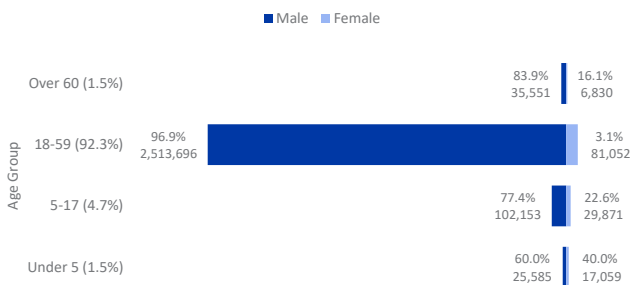


DTM conducting flow monitoring at Torkham—Bab-i-Pakistan. © IOM 2020

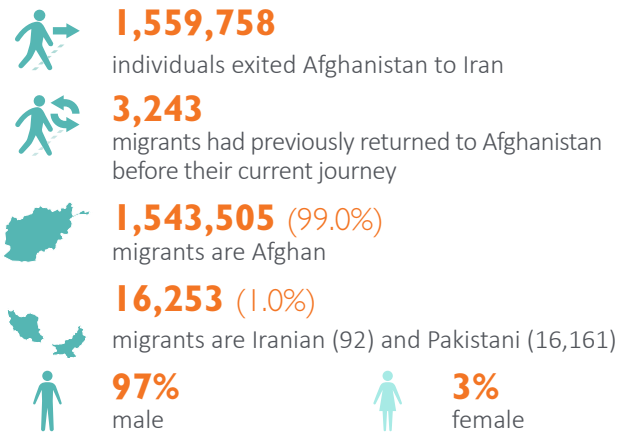
### INFLOW | Iran and Pakistan to Afghanistan



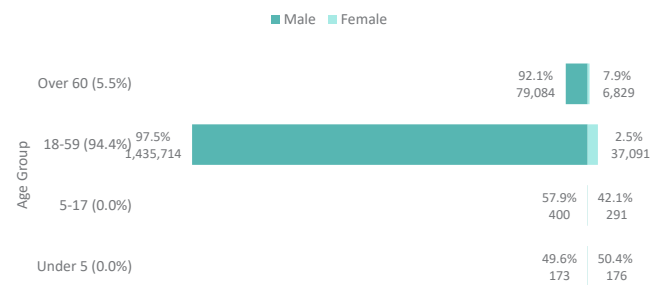
Age/Sex Disaggregation



### OUTFLOW | Afghanistan to Iran and Pakistan



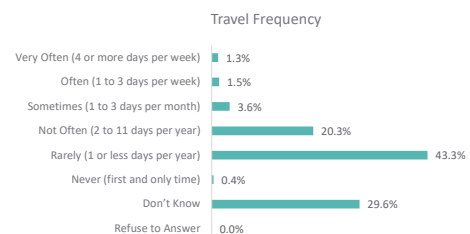
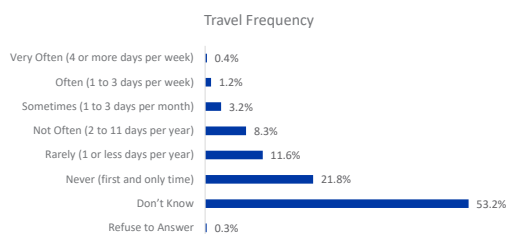
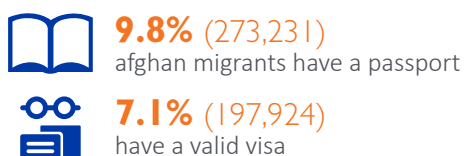
Age/Sex Disaggregation



### VULNERABLE MIGRANTS (INFLOW ONLY)



\*Adjusted UAM. As the number of males aged between 5-17 years old far exceeds the number of females of the same age, this implies that many boys are likely UAMs. They do not, however, self-identify as UAMs as they travel in groups with brothers, uncles, extended family and friends.



## INFLOW | Iran and Pakistan to Afghanistan



**5.6%** (141,889) migrants have a persistent cough for 3+ weeks



**13.7%** (347,557) migrants have been diagnosed with Tuberculosis (TB)



**60.0%** (1,566,499) migrants have been vaccinated for polio



**70.6%** (1,843,722) migrants indicated Polio vaccination teams visited their homes or communities at least once every 6 months

## OUTFLOW | Afghanistan to Iran and Pakistan



**0.3%** (5,770) migrants have a persistent cough for 3+ weeks



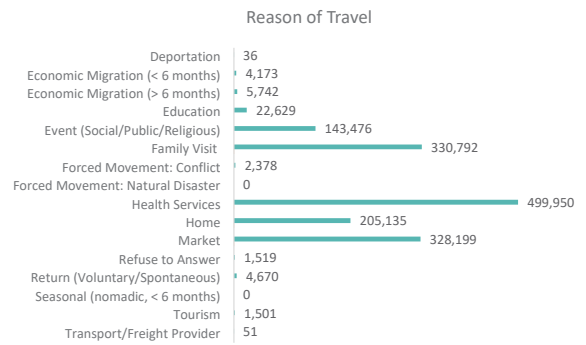
**1.7%** (26,272) migrants have been diagnosed with Tuberculosis (TB)



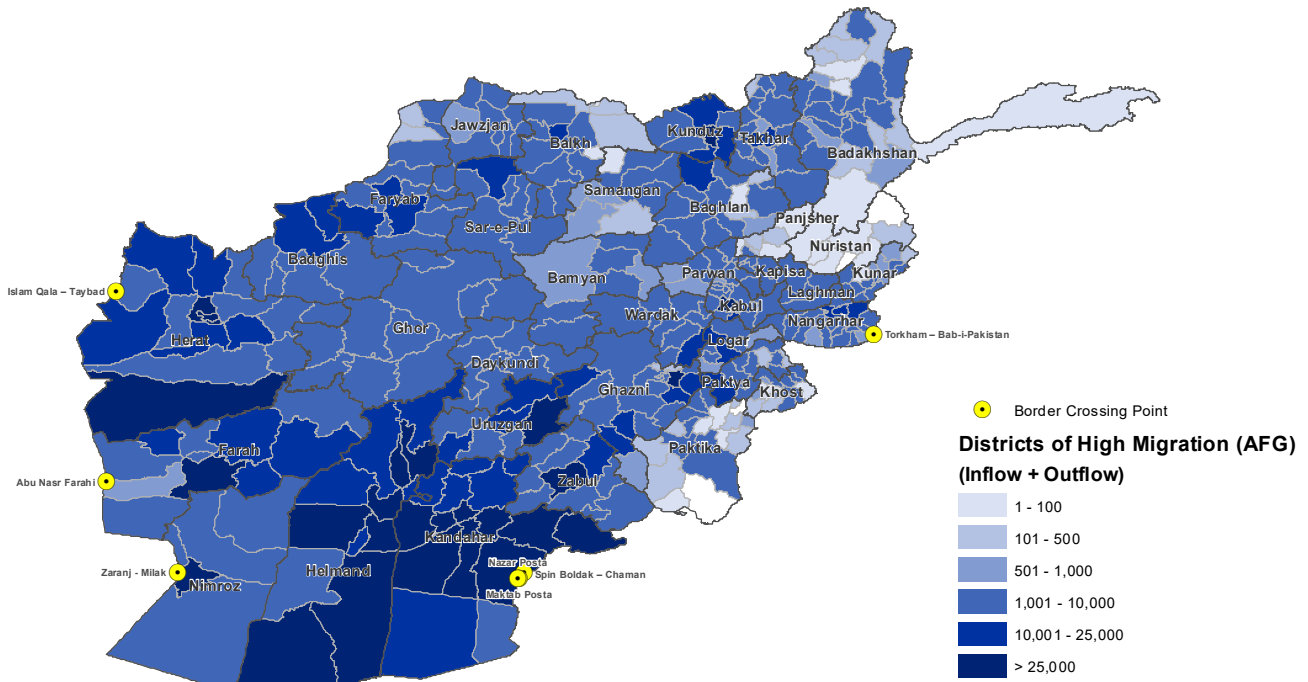
**69.4%** (1,083,229) migrants have been vaccinated for polio



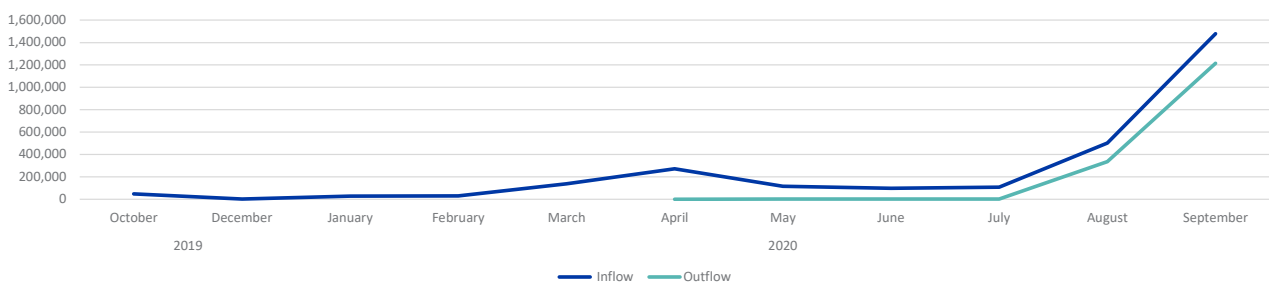
**98.7%** (1,539,987) migrants indicated Polio vaccination teams visited their homes or communities at least once every 6 months



## DISTRICTS AFFECTED BY CROSSBORDER POPULATION MOBILITY



Cross-Border Mobility Trends



DTM in Afghanistan is generously supported by:

