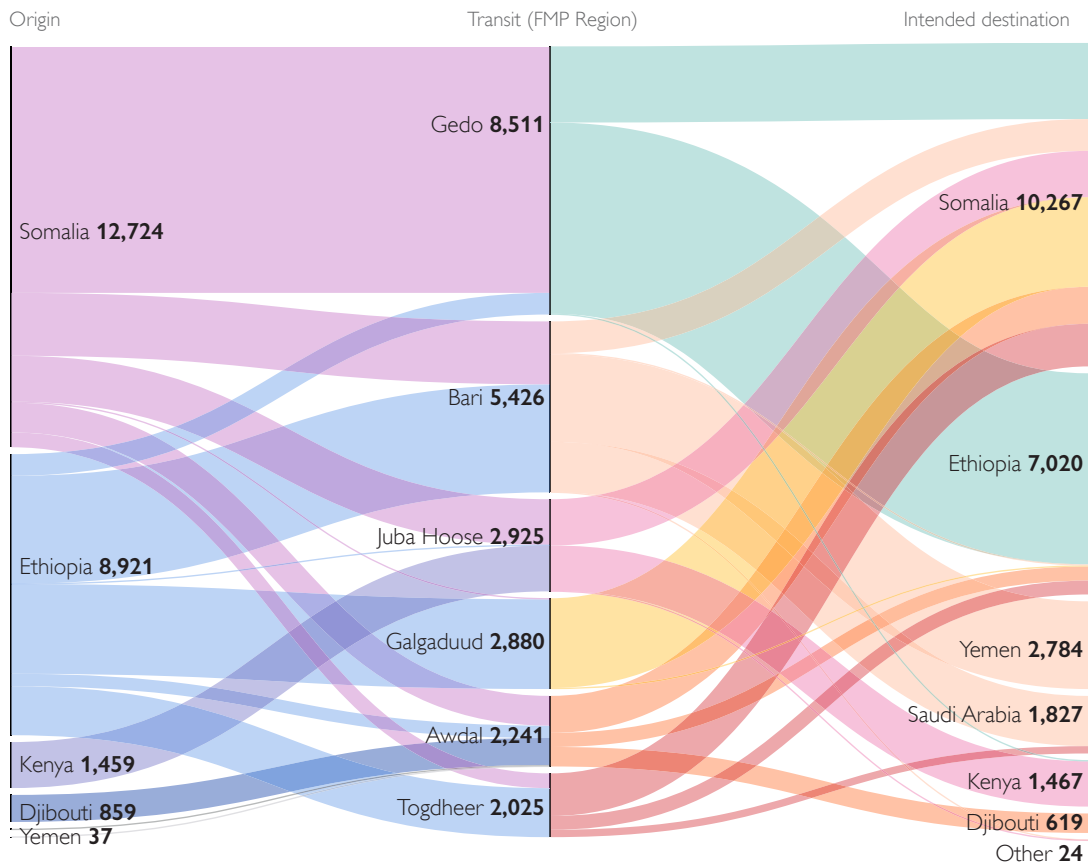
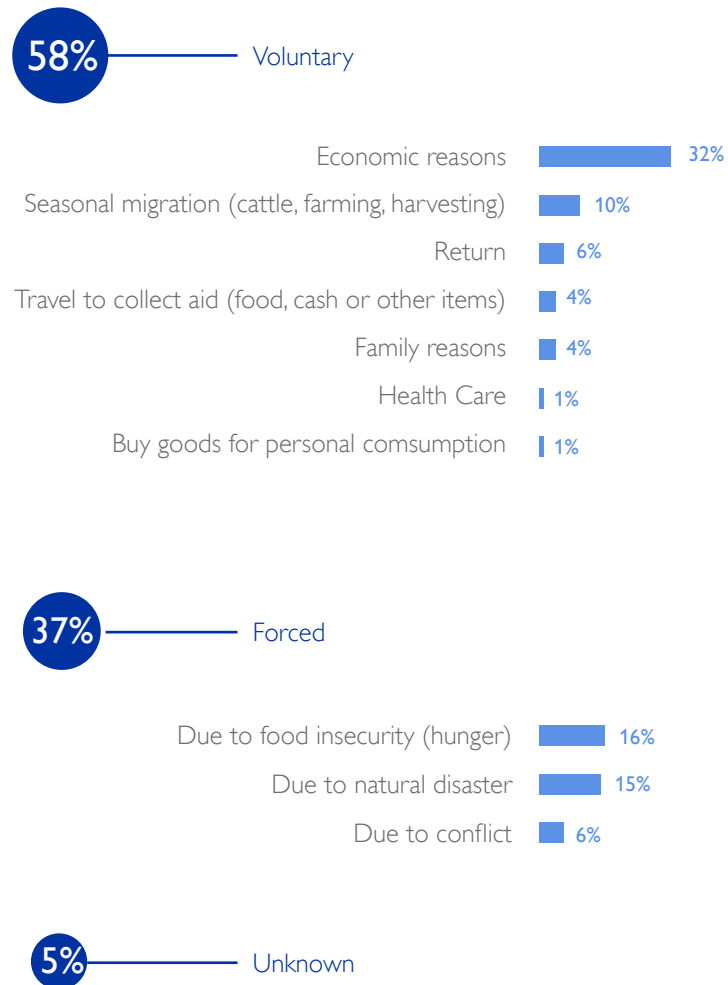


TRAVEL HISTORY, MIGRATION DRIVERS AND CHALLENGES

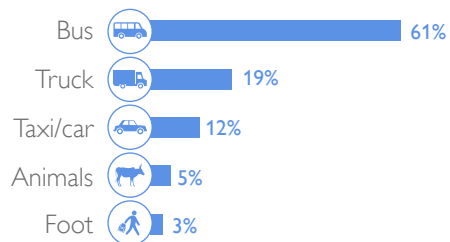
ORIGIN AND INTENDED DESTINATION



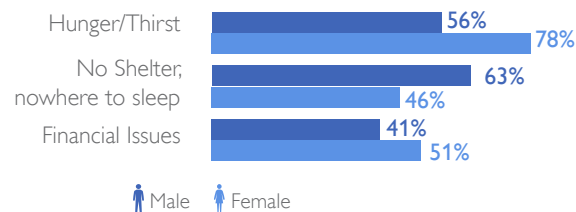
REASONS FOR MOVEMENT



MODES OF TRANSPORT



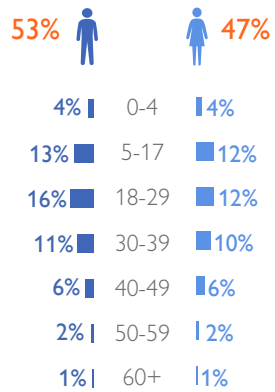
MAIN DIFFICULTIES*



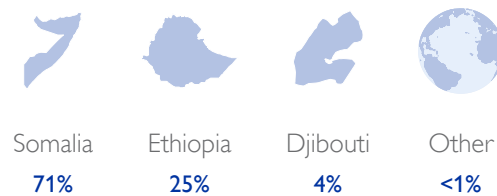
* From FMS data collection tool sample size of 1,005 individuals

MIGRANT PROFILES


SEX AND AGE



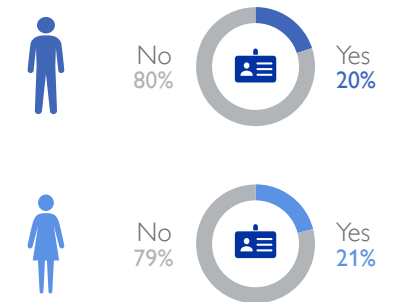
NATIONALITY



VULNERABILITIES¹

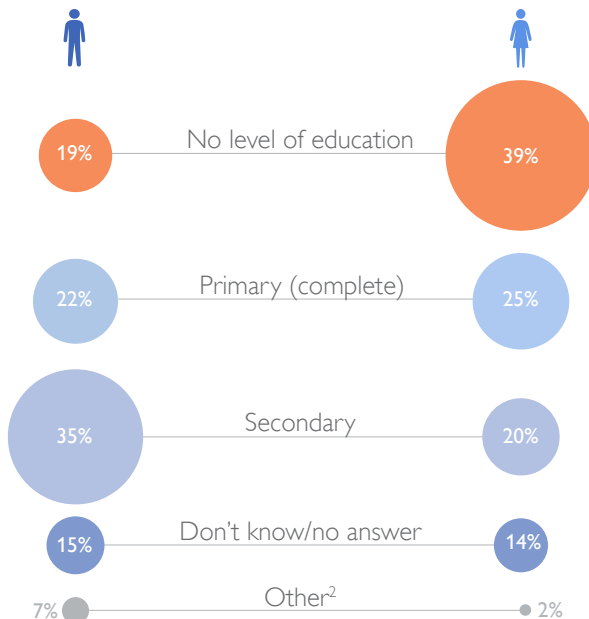


DO YOU HOLD A PASSPORT, OR ANY OTHER FORM OF IDENTIFICATION?*



* Data from FMS which is based on a sample size of 2,003 individuals

SEX AND HIGHEST EDUCATION LEVEL COMPLETED*

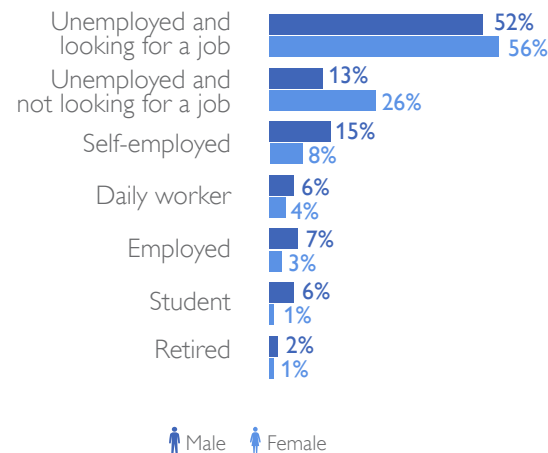


* Data from FMS which is based on a sample size of 2,003 individuals

¹ Vulnerabilities may be overlapping since individuals may have more than one vulnerability. These percentages are therefore calculated on the total number of observations for this month (3,472)

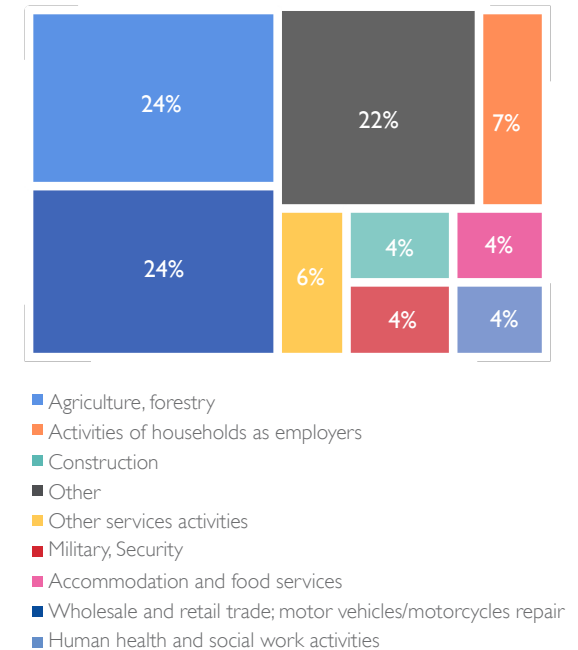
² Other education levels include: vocational training, religious schools, and tertiary education (Bachelor's/Master's/PhD).

SEX AND CURRENT OCCUPATION*



* Data from FMS which is based on a sample size of 2,003 individuals


MAIN SECTORS OF EMPLOYMENT*



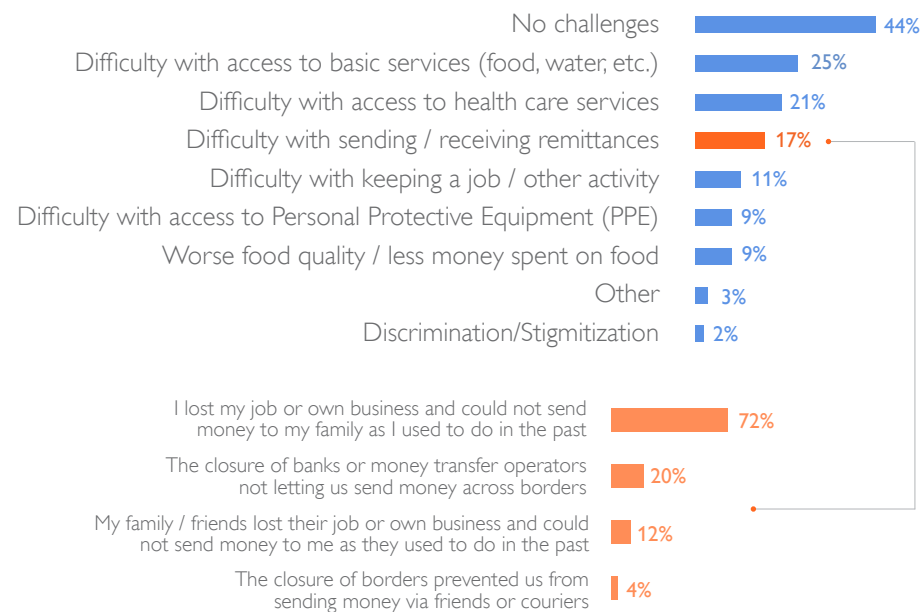
* Data from FMS which is based on a sample size of 498 individuals

COVID-19 MONITORING

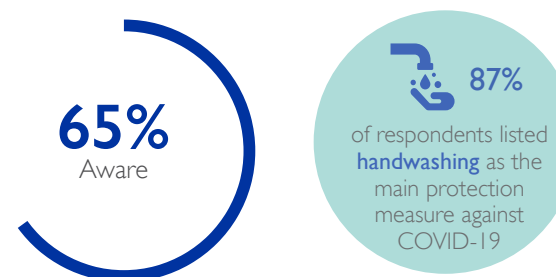
KEY COVID-19 FIGURES³



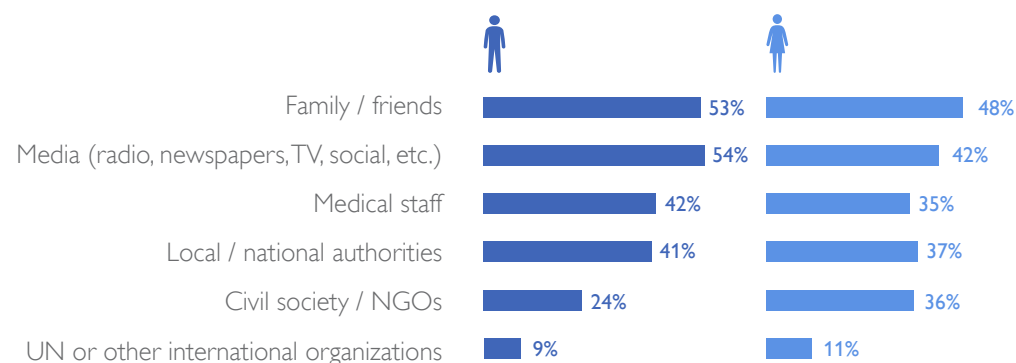
DIFFICULTIES RELATED TO COVID-19⁴



AWARENESS OF THE COVID-19 PANDEMIC, SYMPTOMS AND PROTECTION MEASURES⁵



SEX AND SOURCES OF INFORMATION ON COVID-19*



* Data from FMS which is based on a sample size of 1,693 individuals

IF COVID-19 VACCINATION WAS AVAILABLE TO YOU, WOULD YOU WANT TO GET VACCINATED?*



* Data from FMS which is based on a sample size of 2,003 individuals

³ Sources: Ministry of Health, Federal Government of Somalia and UN OCHA.

⁴ Data on difficulties related to COVID-19 is based on an FMS sample of 2,003 respondents of the total movements. Data on difficulty with sending/receiving remittances is based on an FMS sample of 331 respondents who reported facing this particular challenge. Other difficulties also include: discrimination/stigmatization, family/friends infected with COVID-19 and died, and respondent infected with COVID-19 and recovered. Data should be interpreted with caution.

⁵ Data on awareness of COVID-19 is based on FMR data (24,008 observed movements in August 2021).

METHODOLOGY

The Displacement Tracking Matrix (DTM) is a system to track and monitor displacement and population mobility. It is designed to regularly and systematically capture, process and disseminate information to provide a better understanding of the movements and evolving needs of mobile populations, whether on site or en route. DTM provides decision makers with primary data and information on human mobility, both in country and at the regional and global level.

Flow monitoring is one of DTM's four methodological components. Its purpose is to provide regular and updated information of the size and profile of population movements. The information and analysis provided by flow monitoring also aims to contribute to improved understanding of shortcomings and priorities in the provision of assistance along the displacement/migratory routes. Flow monitoring methodology consists of three basic steps:

- **High Mobility Area/Location Assessments:** aimed at mapping locations of high mobility to establish where to set up Flow Monitoring Points (FMPs) through key informant interviews;
- **Flow Monitoring Registry (FMR):** aimed at capturing quantitative data about certain characteristics such as the volumes of migrants, their nationalities, sex and age disaggregated information, their origin, their planned destination and key vulnerabilities. This is collected by enumerators at the FMPs. Since 22 March 2020, the tool includes COVID-19-related indicators, such as awareness of COVID-19 and the prevalence of chronic diseases. In March 2021, the FMR tool was modified to capture the distinctions between transiting locations and places of origin, transiting destinations and final destinations thus the incoming/outgoing flows from March 2021 may not be directly comparable with the previous weeks and months;
- **Flow Monitoring Survey (FMS):** aimed at capturing qualitative information about the profiles of migrants, migration drivers and migrants' needs. This is done through interviews with a sample of migrants passing through the FMPs. Since 1 September 2020, the tool includes COVID-19-related indicators, such as the challenges encountered since the start of the pandemic.

Movement categories:

- **Outgoing/Exiting Migrants:** migrants originating from and travelling out of the country where the FMP is located. Nationality is irrelevant.
- **Transiting Migrants:** migrants travelling through the country where the FMP is located, where both departure point, and the intended final destination, are not the country of FMP. Nationality is irrelevant.
- **Incoming Migrants:** both entering (non-nationals of the country with the FMP) and returning (nationals of the country with the FMP) migrants, where the intended destination is the country containing the FMP.
- **Internal Migrants:** where both the departure and the destination country are the country with the FMP. This includes circular migration.

More information on flow monitoring data and reports can be accessed via DTM's [Flow Monitoring portal](#). Access the [interactive flow monitoring dashboard](#) that presents findings from the FMR.

LIMITATIONS

Data collected for this exercise (from FMR and FMS) should be understood as indicative observations at FMPs. They represent only part of the total flows passing through Somalia. DTM Somalia has seven (7) cross-border FMPs, which is not exhaustive of all cross-border roads that migrants may use.

Although data is collected daily, it is collected only during peak hours. The spatial and temporal coverage of this data collection activity is therefore incomplete. However, it provides information on the situation at assessed points and allows to make hypothesis on the overall situation.

In addition, having collected flow monitoring data consistently in the past years, historical data offers the possibility to observe trends and make comparisons. Data on vulnerability is based on direct observation and should be understood as mainly indicative. FMS data is based on a sample of the total movements observed and therefore it should be interpreted with caution.

FOR MORE INFORMATION

✉ iomsomaliadtm@iom.int

🌐 dtm.iom.int/somalia

🐦 [@IOM_Somalia](https://twitter.com/IOM_Somalia)

OUR PARTNERS



■ **EU-IOM**
Joint Initiative for
Migrant Protection
and Reintegration
■

