

POPULATION COUNT

Bentiu IDP Camp

Data collection June 2021

Population overview (June 2021): 107,130 individuals.

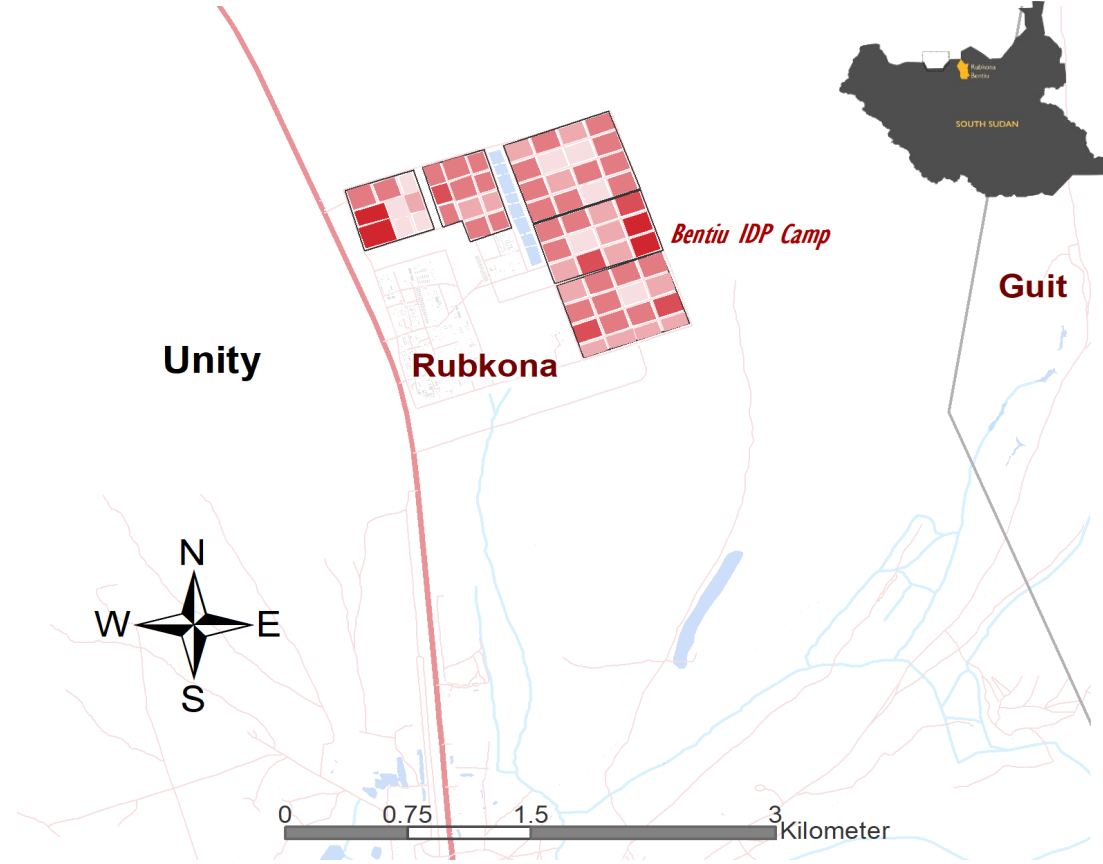
The Bentiu IDP camp was established in December 2013. As of June 2021, 128,893 individuals (30,941 households) are biometrically registered as active beneficiaries in the site representing a decrease by 2,709 individuals since beginning of April 2021 due to beneficiaries relocating to their areas of origin.

Recognizing that there have been significant population changes since the last overall biometric registration / verification, IOM DTM conducts regular population counts to monitor population dynamics and displacement trends showing that the actual number of persons currently living at Bentiu IDP camp remains lower than the registered total.

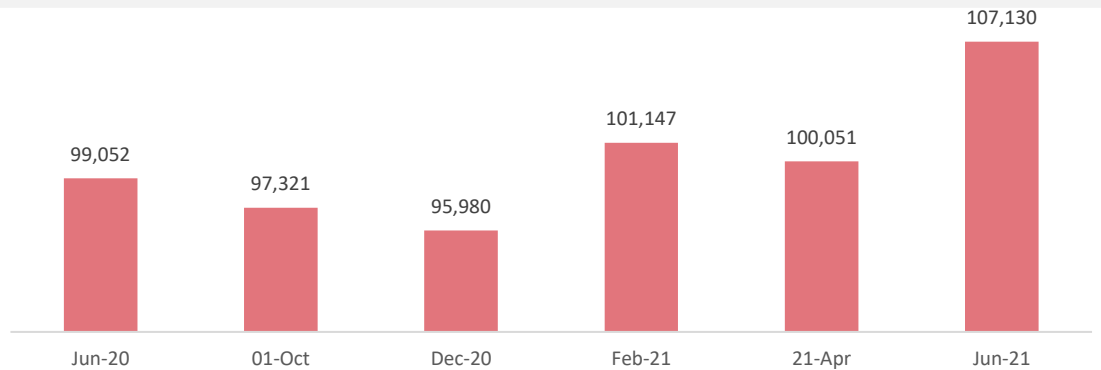
As per June 2021 population count findings, Bentiu IDP camp population stands at 107,130 individuals (15,716 households) in 12,012 inhabited shelters (on average 7 individuals per shelter). This represents a seven per cent increase since April 2021.

IOM DTM's daily count of individual entries and exits through the camp's gates recorded more entries than exits between April and May 2021: a daily average of 15,423 entries compared to 14,627 exits.

Displacement Site Flow Monitoring (DSFM) at points of entry/exit in Bentiu IDP camp indicated a decrease of intended permanent exits in June (176 individuals tracked) compared to findings from April (265 individuals). The majority of permanent exits during this month were mapped across locations within Unity State (76%), with most heading to Panyijar (16%), Rubkona (13%) and Mayom (12%) counties. Two thirds of the leaving population was comprised of women and girls (66%) compared to 34 per cent males. Among permanent exits recorded between May and June, 63 per cent reported leaving because they felt living conditions had improved at destinations of return ("life is now better at destination").



Monthly population trends at Bentiu IDP Camp, June 2020 – June 2021*



*In July, August, September and November (2020) as well as January, March and May (2021), IOM was unable to conduct population counts.

POPULATION COUNT

Bentiu IDP Camp

Data collection June 2021



Population in Bentiu IDP Camp (June 2021): 107,130 ind.

Sector 3 29,018	Sector 5 27,508	Sector 2 19,022	Sector 4 18,113	Sector 1 13,469
--------------------	--------------------	--------------------	--------------------	--------------------

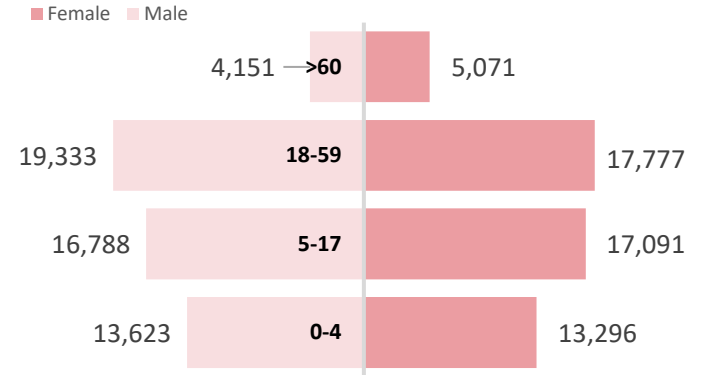
The most populous sector is Sector 3 with 27 per cent of the overall population, followed by Sector 5 (26%) and Sector 2 (18%).

The blocks with the largest populations were recorded across three main sectors, namely: Sector 4 Block 12 (2,938 individuals), Sector 5 Block 5 (2,927), Block 1 (2,924) and Block 12 (2,674), Sector 3 Block 14 and 11 (2,897 and 2,652 individuals respectively) and Sector 1 Block 7 and 4 (2,711 and 2,670 individuals).



Bentiu IDP Camp, Population by age and sex (June 2021)

107,130 individuals, 50% Female



For further information, contact southsudandtm@iom.int & visit <https://displacement.iom.int/south-sudan>.

DTM IS SUPPORTED BY

