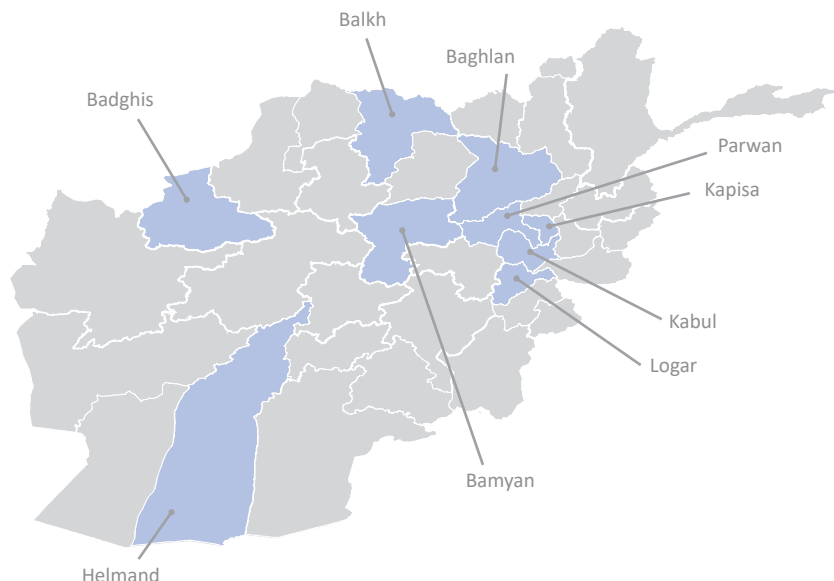


1 SEP - 7 SEP 2021

The DTM Emergency Event Tracking (EET) is deployed with funding from the European Union to track sudden displacement and population movements when needed. Activated on a need basis, EET utilises a broad network of key informants to capture best estimates of the affected population presence per location – a useful tool for humanitarian response planning and design. DTM teams activated EET to monitor the displacement of individuals and conditions of communities following episodes of drought and rapid political changes in Afghanistan.

This report derives information from 507 Key Informants across 9 provinces and 46 districts in Afghanistan. Key Informants in Helmand, Baghlan and Kabul most frequently reported an increase of IDP arrivals in their communities. Communities in Baghlan and Kabul, in addition to Kapisa, also reportedly experienced an increase in departures more frequently than communities assessed in other provinces. Surveyed communities in Badghis, Helmand and Balkh provinces were the most likely to have experienced natural disaster shocks in the last month, especially drought. Surveyed communities in Badghis, Kapisa and Baghlan were the most likely to have experienced conflict in the last month, however, conflict was reported at a lower rate than natural disasters across all assessed provinces. Key Informants in Baghlan, Badghis and Parwan reported the highest levels of food insecurity compared to other assessed provinces.

ASSESSED PROVINCES



Disclaimer: The boundaries and names shown and the designations used on this map do not imply official endorsement or acceptance by IOM or the United Nations.

ARRIVAL/DEPARTURE FIGURES*

	TOTAL	RURAL	PERI-URBAN	URBAN
# KIs	507	350	99	58
% KIs who reported an increase in IDP arrivals	65%	58%	80%	81%
# of reported individual IDP arrivals	76,346	34,691	16,246	25,409
# of reported family IDP arrivals	11,070	4,097	2,556	4,417
% KIs who reported an increase in departures	82%	79%	89%	88%
# of reported individual departures	114,963	72,624	29,249	13,090
# of reported family departures	15,424	9,986	3,794	1,644

KEY FIGURES

507
Key Informants

259,217
Households in assessed communities

PRIORITY NEEDS (RANKED)


1	FOOD
2	CASH
3	DRINKING WATER

*Please note that KIs were only asked for the number of individual/family arrivals if they reported having seen an increase in IDP arrivals to their community. For example, 76,346 is the number of arrivals reported among all assessed communities who also reported an increase in arrivals. The same applies for departure numbers.

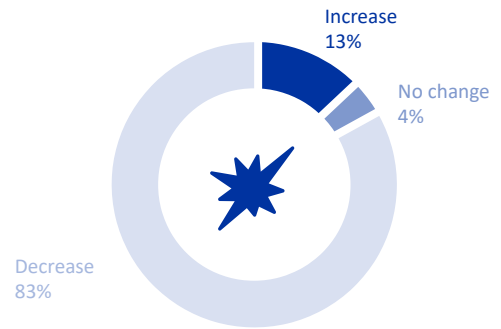
DISCLAIMER: This document was produced with the financial assistance of the European Union. The views expressed herein can in no way be taken to reflect the official opinion of the European Union.

COMMUNITY SHOCKS IN THE PAST MONTH

(multiple answers possible)



How has the level of conflict changed compared to last month?



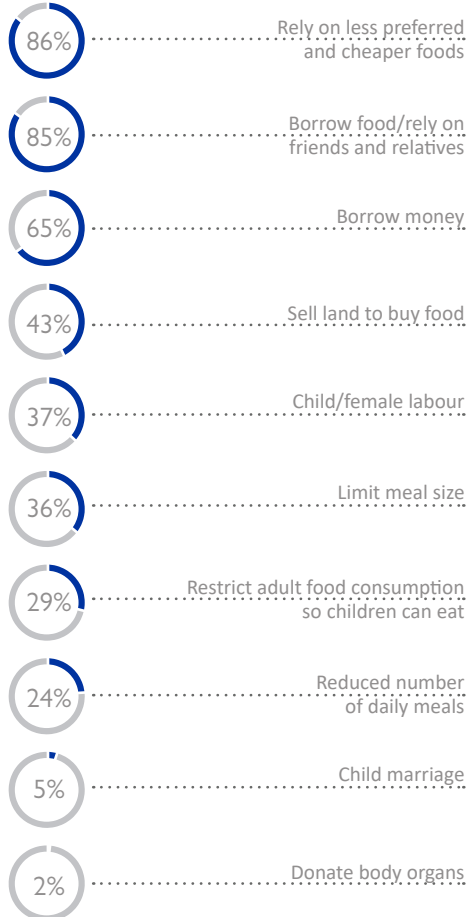
Among those who experienced natural disasters, 96% reported experiencing drought, 10% flood and 6% cold weather.

FOOD SECURITY

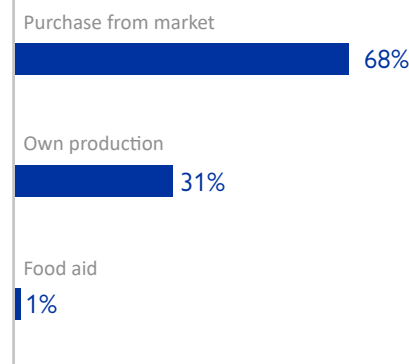
Is there sufficient food in the area?



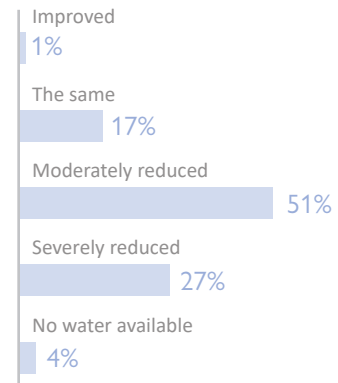
What are the main coping mechanisms for people who struggle to access food? (multiple answers possible)



What is the main source of staple food for most of your community household?

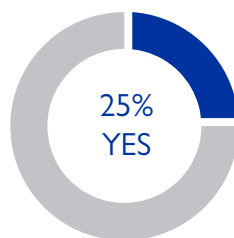


How is the drinking water availability this year compared to last year at the same time?




EXTERNAL ASSISTANCE

Have your community households benefitted from any external assistance in the past month?



If so, what type of assistance? (multiple answers possible, top 3 answers)



NOTE: When the label "Multiple answers possible" appears above a graph, it means that Key Informants were allowed to provide more than one answer to the question. For this reason, totals do not add up to 100%.

For more information, please contact: DTMAfghanistan@iom.int