



Affected Population:
1,768 Individuals



Damaged Shelters:
24



Casualties:
65

Movement Trigger:
Armed attacks

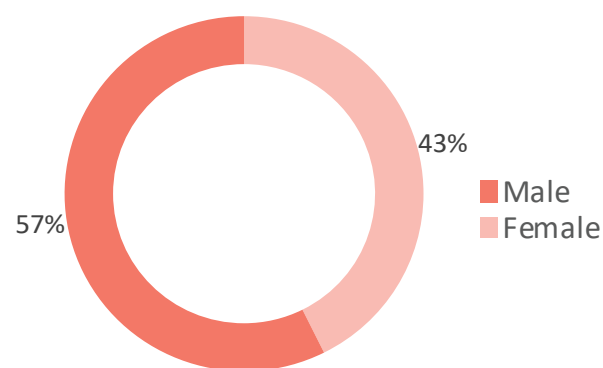
OVERVIEW

Nigeria's North Central and North West Zones are afflicted with a multidimensional crisis that is rooted in long-standing tensions between ethnic and religious groups and involves attacks by criminal groups and banditry/hirabah (such as kidnapping and grand larceny along major highways). The crisis has accelerated during the past years because of the intensification of attacks and has resulted in widespread displacement across the region.

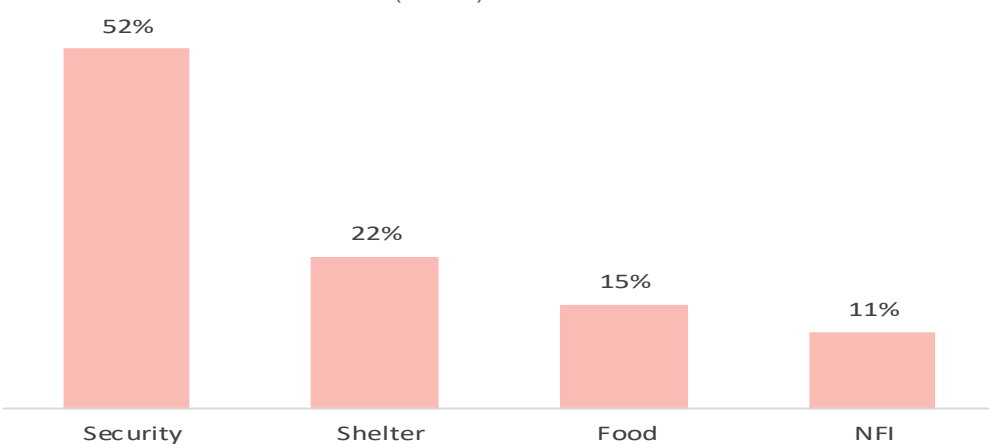
Between 09 and 15 August 2021, armed clashes between herdsmen and farmers; and bandits and local communities have led to new waves of population displacement. Following these events, rapid assessments were conducted by DTM (Displacement Tracking Matrix) field staff with the purpose of informing the humanitarian community and government partners, and enable targeted response. Flash reports utilise direct observation and a broad network of key informants to gather representative data and collect information on the number, profile and immediate needs of affected populations.

During the assessment period, the DTM identified an estimated number of 1,768 individuals who were displaced to neighbouring wards. A total of 65 casualties were reported and 24 shelters were burnt in the LGAs Sabuwa, Faskari, Musawa and Matazu in Katsina State, Goronyo in Sokoto State and Gusau in Zamfara State.

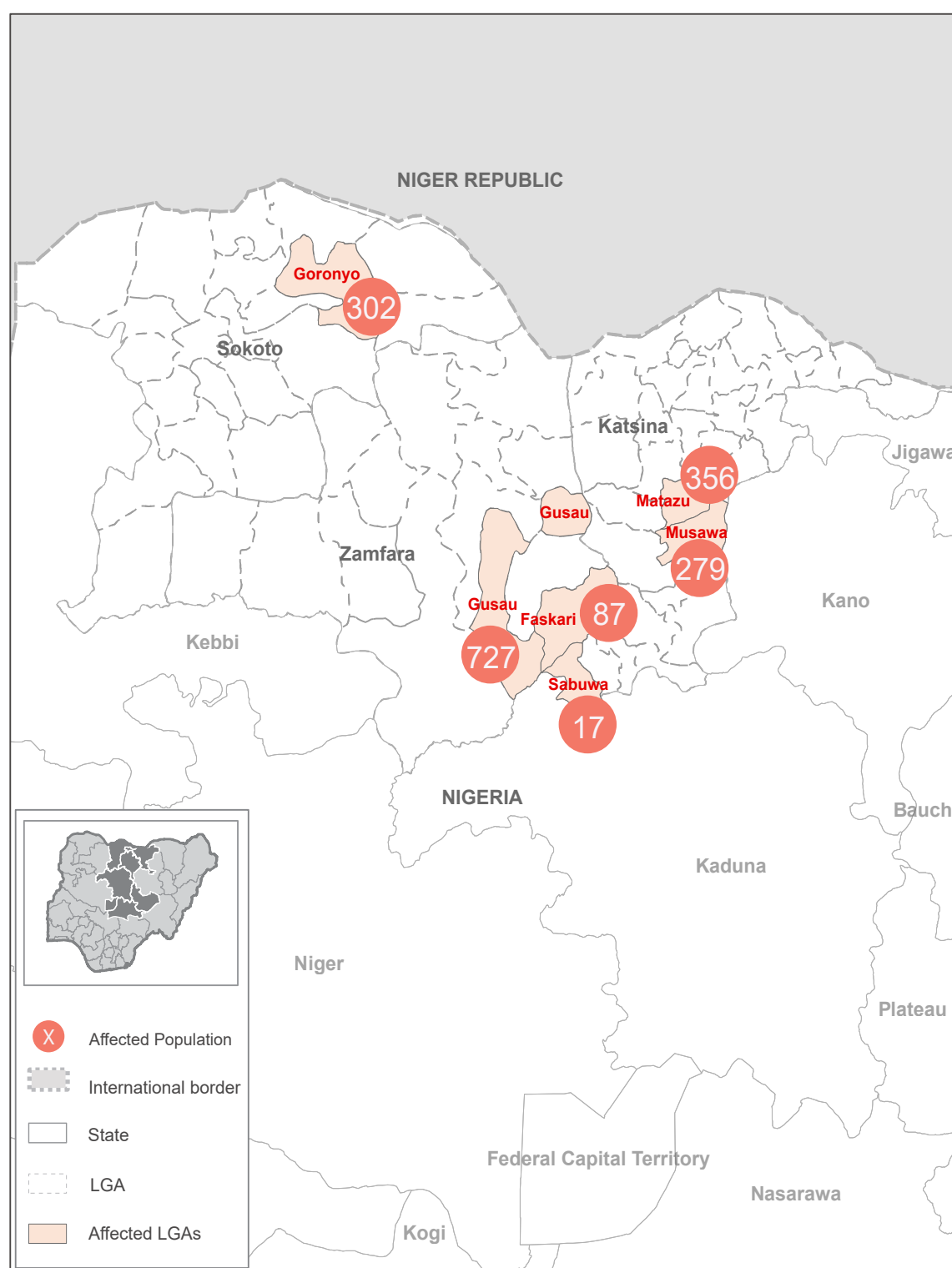
GENDER (FIG. 1)



MOST NEEDED ASSISTANCE (FIG. 2)



AFFECTED LOCATIONS



The map is for illustration purposes only. The depiction and use of boundaries, geographic names and related data shown are not warranted to be error free nor do they imply judgment on the legal status of any territory, or any endorsement or acceptance of such boundaries by IOM.

AFFECTED POPULATION (TABLE 1)

State	LGA	Cause of Incident	Number of Affected Households	Number of Affected individuals	Casualties	Male	Female	Children	Number of Damaged Shelter
Katsina	Sabuwa	Attacks	2	17	0	7	10	7	0
Katsina	Faskari	Attacks	15	87	5	42	45	48	0
Katsina	Musawa	Attacks	52	279	6	119	160	164	0
Katsina	Matazu	Attacks	39	356	12	167	189	236	24
Sokoto	Goronyo	Attacks	48	302	25	124	178	161	0
Zamfara	Gusau	Attacks	126	727	17	295	432	336	0
Grand Total			282	1,768	65	754	1,014	952	24

"When quoting, paraphrasing, or in any other way using the information mentioned in this report, the source needs to be stated appropriately as follows: "Source: Displacement Tracking Matrix (DTM) of the International Organization for Migration (IOM), August 2021.""