



Affected Population:  
1,078 Individuals



Damaged Shelters:  
61



Casualties:  
13

Movement Trigger:  
Armed attacks

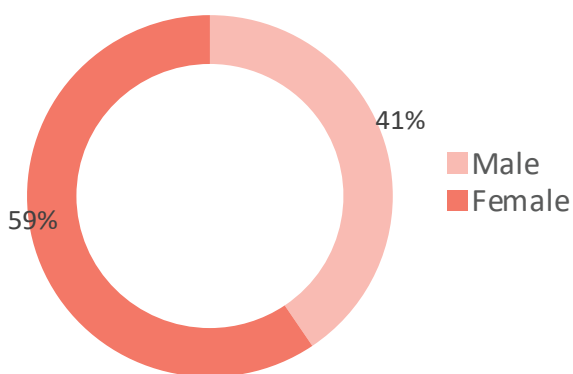
### OVERVIEW

Nigeria's North Central and North West Zones are afflicted with a multidimensional crisis that is rooted in long-standing tensions between ethnic and religious groups and involves attacks by criminal groups and banditry/hirabah (such as kidnapping and grand larceny along major highways). The crisis has accelerated during the past years because of the intensification of attacks and has resulted in widespread displacement across the region.

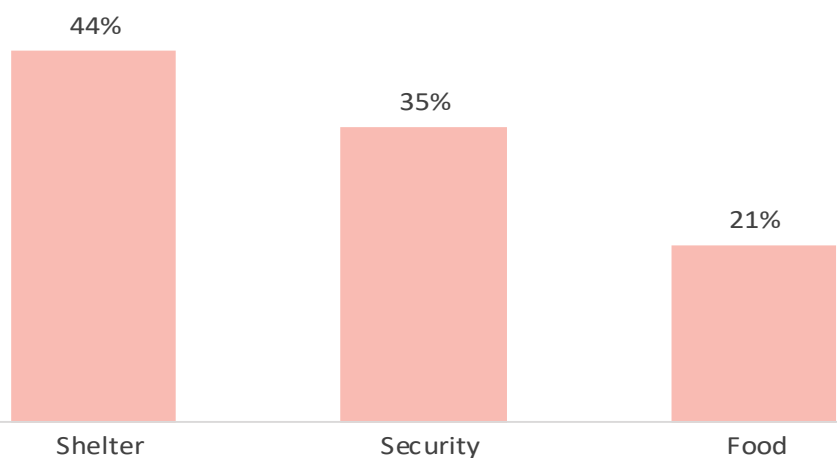
Between 14 and 20 June 2021, armed clashes between herdsman and farmers, and bandits and local communities have led to new waves of population displacement. Following these events, rapid assessments were conducted by DTM (Displacement Tracking Matrix) field staff with the purpose of informing the humanitarian community and government partners, and enable targeted response. Flash reports utilise direct observation and a broad network of key informants to gather representative data and collect information on the number, profile and immediate needs of affected populations.

The latest attacks affected 1,078 individuals including 10 injuries and 13 fatalities in Agatu and Apa LGAs of Benue state and Faskari LGA of Katsina state. The attacks caused people to flee to neighbouring localities.

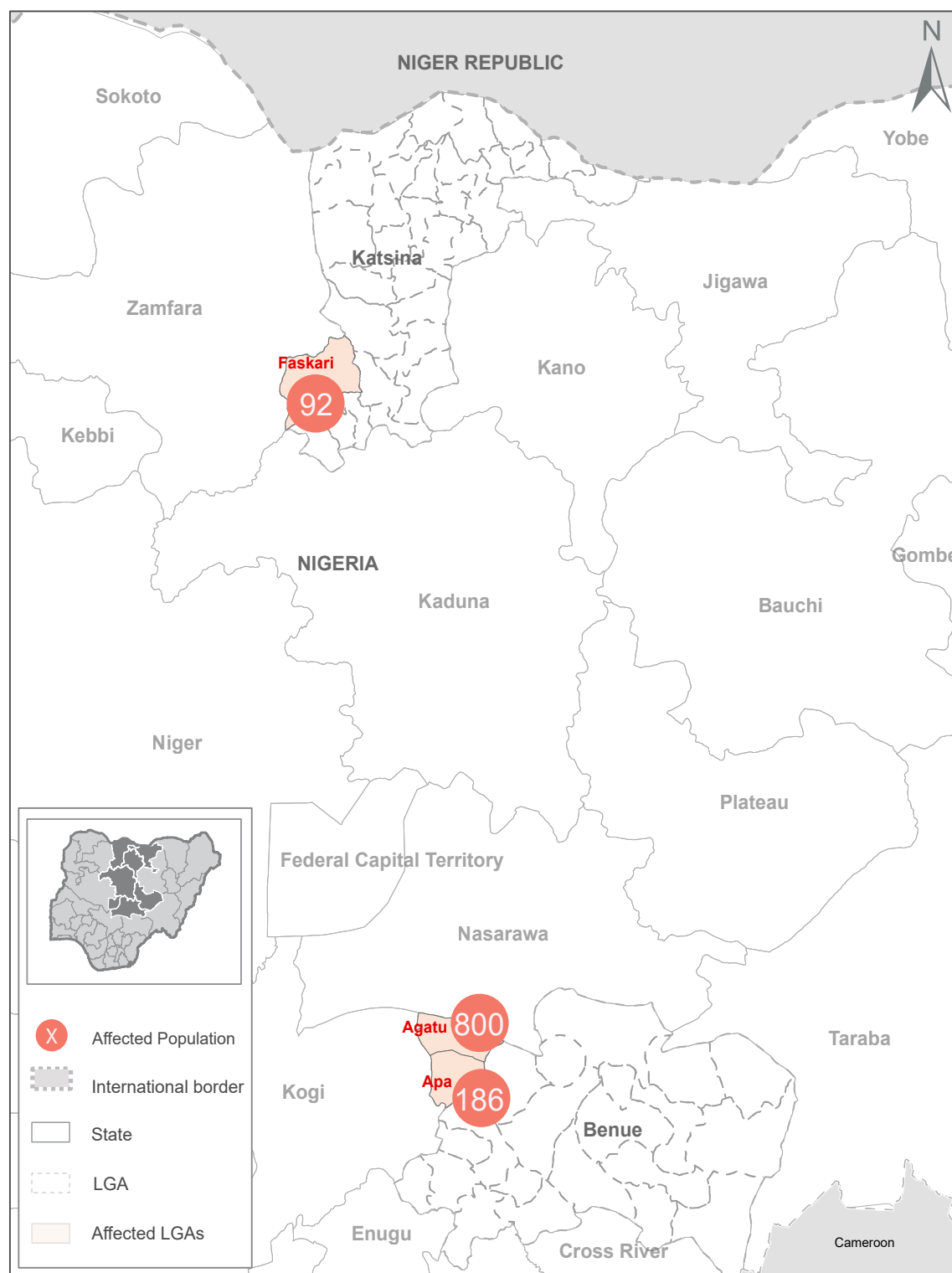
### GENDER (FIG. 1)



### MOST NEEDED ASSISTANCE (FIG. 2)



### AFFECTED LOCATIONS



The map is for illustration purposes only. The depiction and use of boundaries, geographic names and related data shown are not warranted to be error free nor do they imply judgment on the legal status of any territory, or any endorsement or acceptance of such boundaries by IOM.

### AFFECTED POPULATION (TABLE 1)

State	LGA	Cause of Incident	Number of Affected Households	Number of Affected Individuals	Casualties	Male	Female	Children	Number of Damaged Shelters
Benue	Agatu	Attacks	183	800	9	319	481	413	61
Benue	Apa	Attacks	34	186	0	74	112	89	0
Katsina	Faskari	Attacks	16	92	4	44	48	54	0
<b>Grand Total</b>			<b>233</b>	<b>1078</b>	<b>13</b>	<b>437</b>	<b>641</b>	<b>556</b>	<b>61</b>

"When quoting, paraphrasing, or in any other way using the information mentioned in this report, the source needs to be stated appropriately as follows: "Source: Displacement Tracking Matrix (DTM) of the International Organization for Migration (IOM), June 2021.""