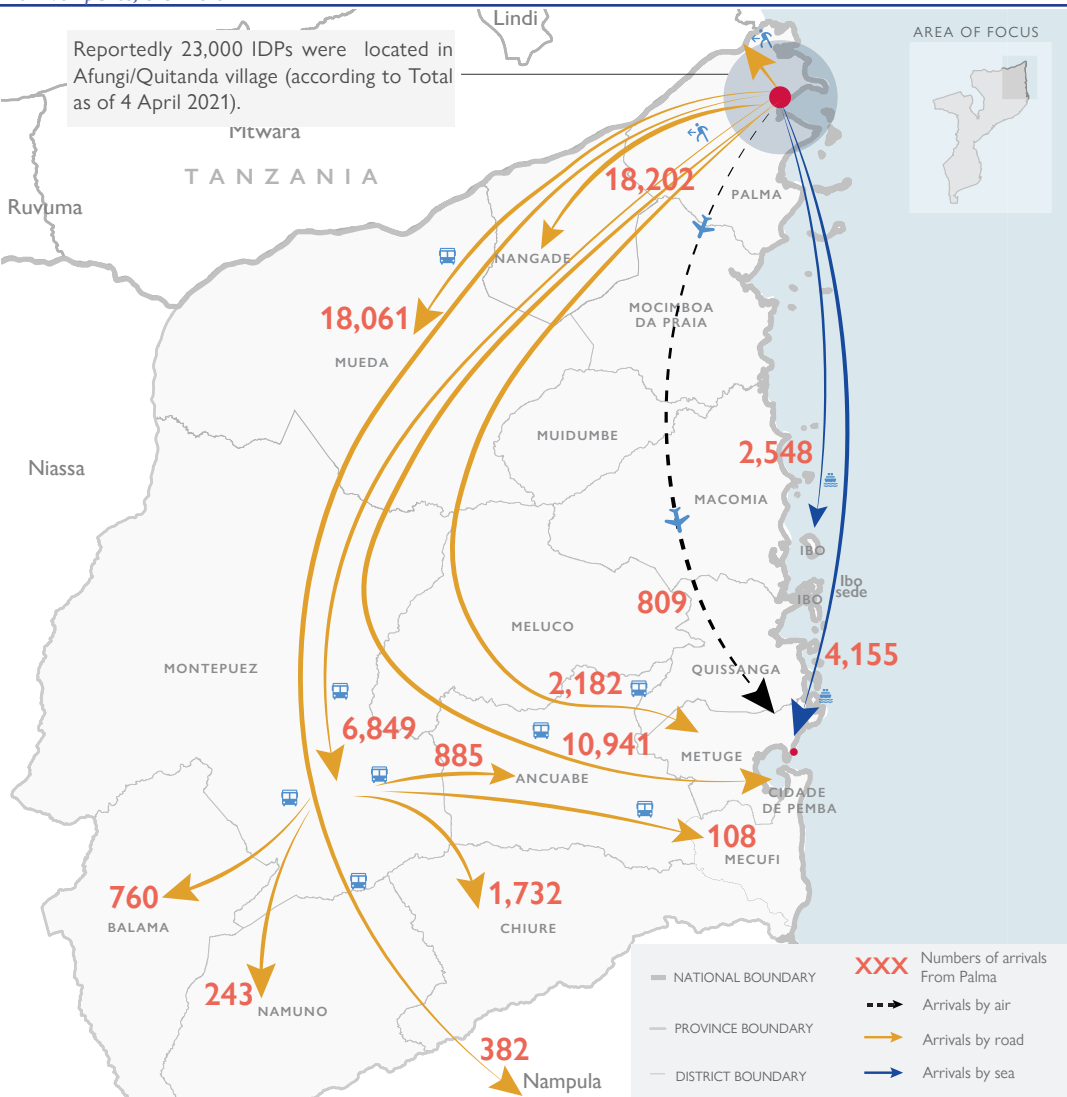


DTM Emergency Tracking Tool (ETT) is deployed to track and provide up-to-date information on sudden displacement and other population movements

ETT Report: No. 101/ 27 March - 3rd June 2021 15:00h

Following the recent attacks in Palma Sede, DTM teams in Nangade, Mueda, Montepuez, Ancuabe, Metuge, Balama, Namuno, Chiure, Mecufi, Ibo and Pemba districts continue to register significant rise in IDP arrivals since 27 March. On the 4th of June 2021, an estimated number of **698** IDPs were registered in the districts of Ancuabe, Balama, Chiure, Cidade de Pemba, Mueda, Namuno and Nangade, bringing the total number of IDPs to **67,848** people who have been displaced from Palma.

For live update, [click here](#)



## KEY FIGURES

**67,848**

PEOPLE ON THE MOVE DURING THE REPORTING PERIOD

**43%**

OF THE IDPs REPORTED ARE CHILDREN

**848**

UNACCOMPANIED/ SEPARATED CHILDREN

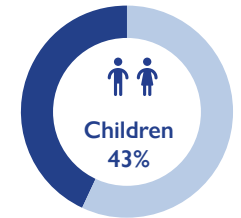
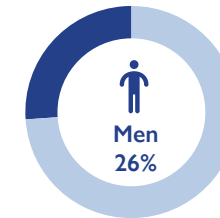
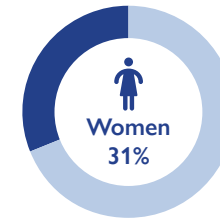
**86%**

OF THE REPORTED IDPs ARE LIVING WITHIN HOST COMMUNITIES

**2,246**

ELDERLY WERE REPORTED, REPRESENTING THE LARGEST VULNERABLE GROUP

## DEMOGRAPHICS



## MAIN REPORTED NEEDS

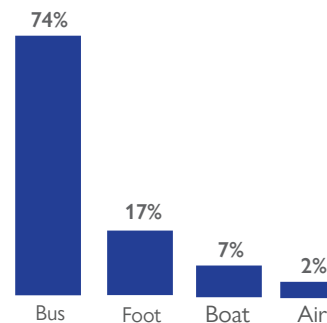


## PALMA CRISIS

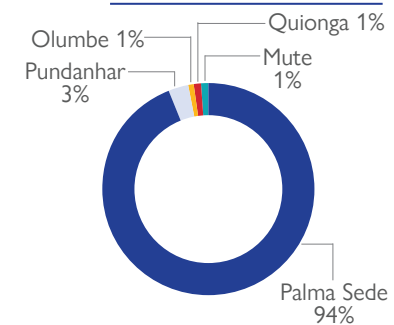
### ARRIVALS BY DISTRICT ON THE 4TH OF JUNE, 2021

Nangade	205
Pemba	194
Mueda	186
Chiure	64
Ancuabe	38
Namuno	7
Balama	4

## MEANS OF DISPLACEMENT



## LOCALITY OF ORIGIN



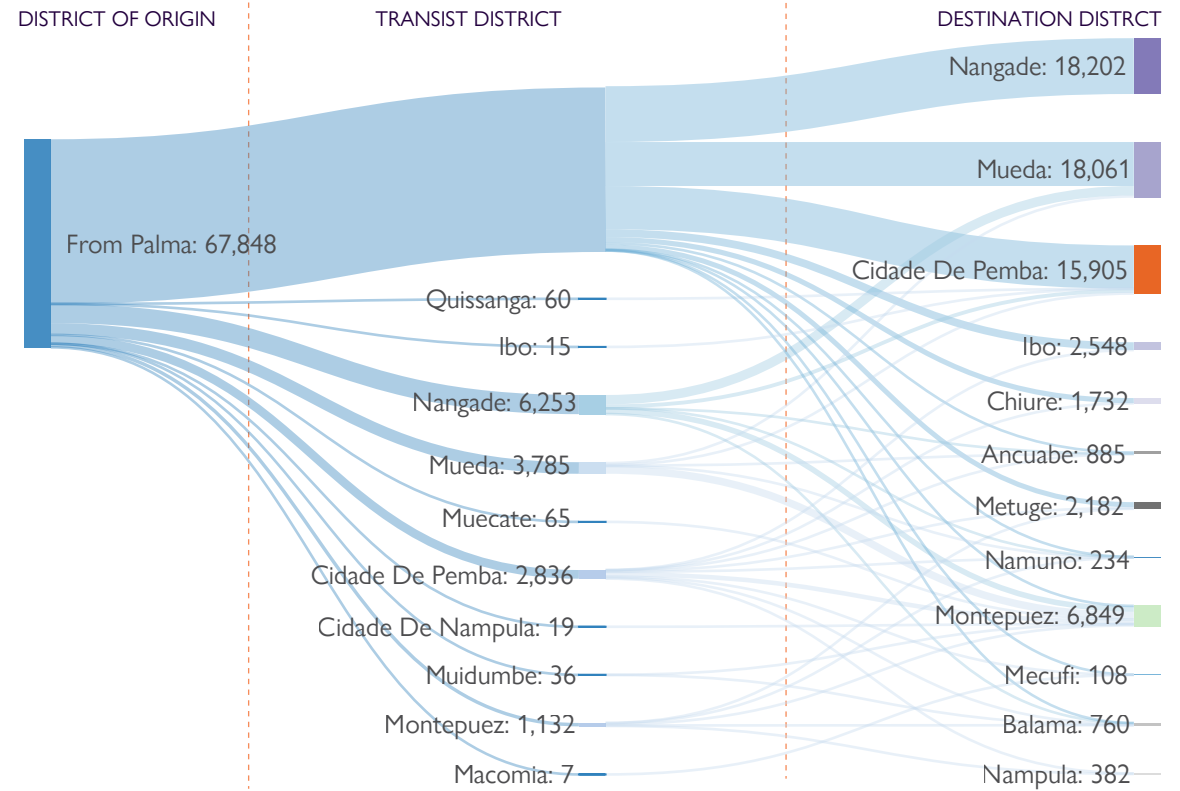
## ABOUT THE EMERGENCY TRACKING TOOL

The objective of the Emergency Tracking Tool (ETT) is to collect information on large and sudden population movements, and to provide support to the Government and the humanitarian community by disseminating data on IDPs for ensuring effective humanitarian response to the affected population. Emergency tracking teams and enumerators are deployed to Cidade de Pemba, Mueda, Nangade, Montepuez, Ancuabe, Namuno, Balama, Chiure, Ibo, Metuge and Mecufi districts to collect data on displacement movements on a daily basis.

## VULNERABILITY BY POSTO OF ARRIVAL

District	Posto	Unaccompanied/ Separated Children	Pregnant Women	Elderly	Person w/ disability
Ancuabe	Ancuabe	-	1	14	2
Ancuabe	Mesa	1	2	3	-
Ancuabe	Metoro	-	3	11	-
Balama	Balama	48	37	31	8
Chiure	Chiure	20	36	71	11
Cidade De Pemba	Cidade De Pemba	47	113	448	21
Ibo	Ibo	74	48	196	18
Mecufi	Murrebue	-	1	-	-
Metuge	Metuge	25	22	58	24
Montepuez	Mapupulo	42	28	141	10
Montepuez	Montepuez	62	53	296	26
Montepuez	Namanhumbir	1	-	-	-
Mueda	Mueda	41	276	340	37
Mueda	Negomano	8	19	36	1
Namuno	Namuno	-	6	-	3
Nangade	Nangade	479	314	601	124
Grand Total		848	959	2,246	285

## DISPLACEMENT FLOWS BY DISTRICTS (ARRIVALS)



## DEMOGRAPHIC EVOLUTION PER DAY

