

CONTEXT

The COVID-19 outbreak first reported in the People’s Republic of China in late 2019 was declared a pandemic by the World Health Organisation (WHO) on 11 March 2020. Nearly a year later, as of 15 March, approximately 120,163,000 confirmed cases had been reported in 213 countries, areas or territories according to WHO and the neighboring country Dominican Republic already reported that 246,794 individuals tested positive to the virus with 3,237 who have died from the disease. On 20 March 2020, the first two cases were confirmed in Haiti and the country remains at high risk of rapid contagion given the weak health system, the proximity and porous border with the Dominican Republic. At present, 12,714 cases of infection, 251 deaths and 10,612 recoveries have been confirmed in Haiti.

IOM continues to adapt its ongoing Displacement Tracking Matrix (DTM) initiative along the Haiti–Dominican Republic border to support the ongoing preparedness and response. The Flow Monitoring initiative is currently being carried out in **20 Border Crossing Points** between Haiti and the Dominican Republic: **16 unofficial points** and **4 official points** in collaboration with the Support Group for the Repatriated and Refugees (GARR in French).

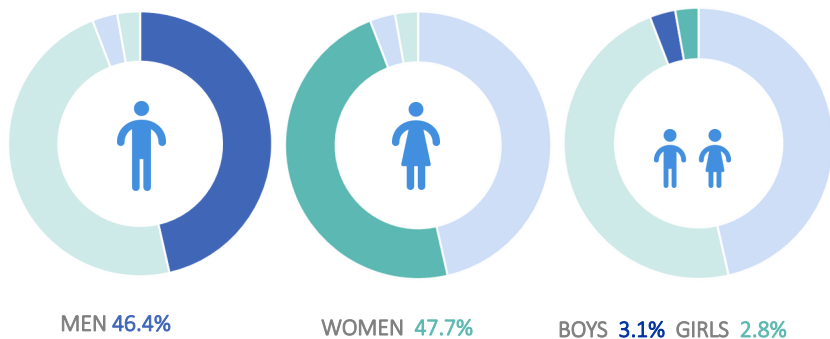
BI-MONTHLY FIGURES - 1 MARCH TO 15 MARCH

65,418 total cross border movements observed
30,266 going to the Dominican Republic
35,152 going to Haiti
12,931 persons voluntarily returned to Haiti

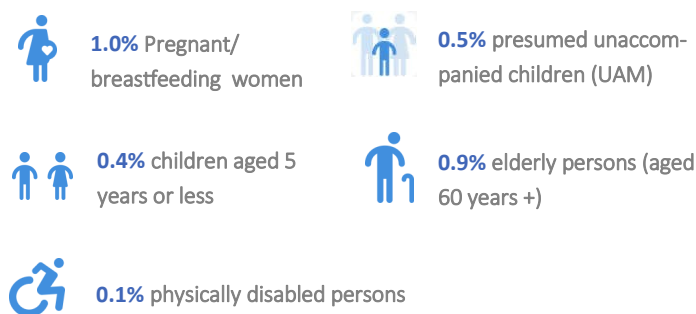
MIGRATORY FLOWS - VOLUNTARY RETURNS AND DEPORTATIONS

55.5% of observed movements were daily commuters
26.9% of observed movements were voluntary/spontaneous returns
1.4% of movements were forced displacement
16.2% of other types of movements

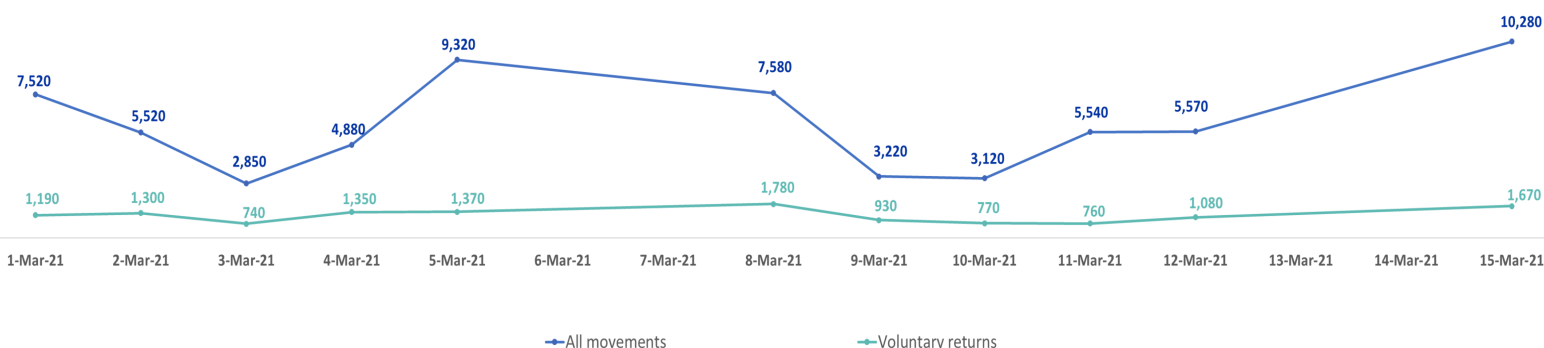
DEMOGRAPHICS - BREAKDOWN BY SEX



VULNERABILITIES - OBSERVED AT THE BORDER



CROSS BORDER MOVEMENTS OBSERVED AT THE BORDER FROM 1 MARCH TO 15 MARCH 2021



Disclaimer: Flow Monitoring activities are not representative of all flows in the geographic region covered by the exercise and should be understood as only indicative of the individuals captured at the flow monitoring points during the time-frame indicated. Enumerators are deployed at the border from Mondays to Fridays and the data presented represent migratory flows observed 5 days a week. In addition, these figures represent the data entered at the time of the report. Information is being entered consistently and figures updated as the information becomes available.

Please note that the figures presented in this page do not include movements for December 2020 and January 2021 as Flow Monitoring activities resumed on 1 February 2021.

CUMULATIVE FIGURES FROM 17 MARCH 2020

1,176,743

Cumulative movements observed on border crossing points from 17 March 2020 to 15 March 2021.

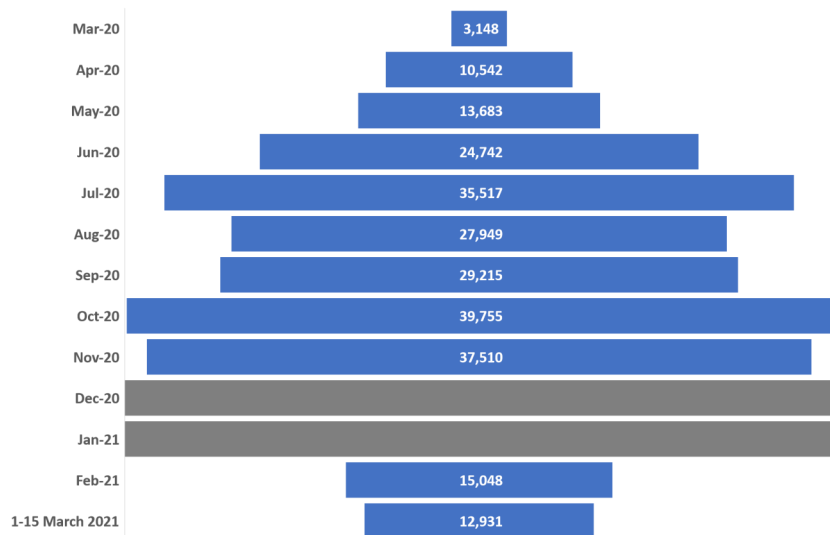
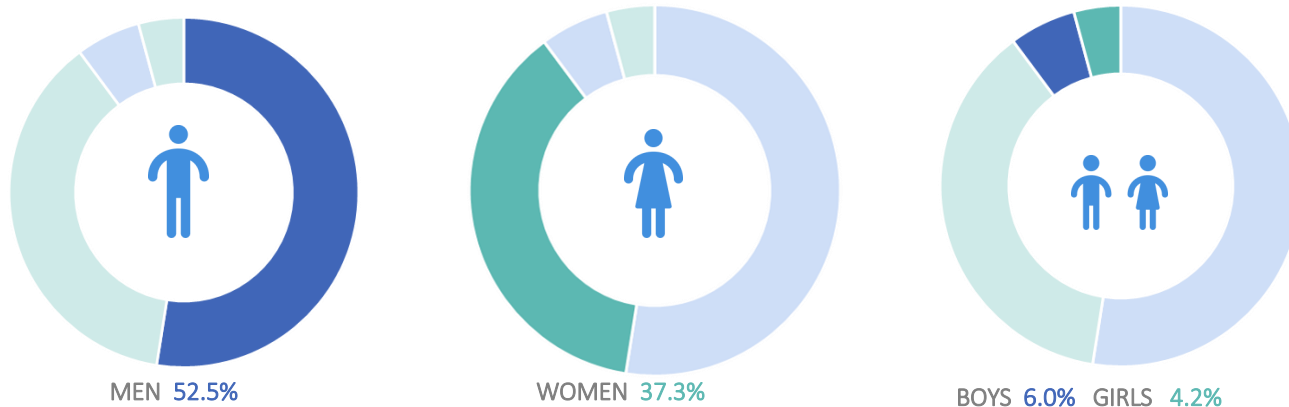
476,364

Cumulative movements observed from Haiti to the Dominican Republic from 17 March 2020 to 15 March 2021.

700,379

Cumulative movements observed from the Dominican Republic to Haiti from 17 March 2020 to 15 March 2021.

DEMOGRAPHICS SINCE ONSET OF COVID-19 IN HAITI - from 17 MARCH 2020 to 15 MARCH 2021

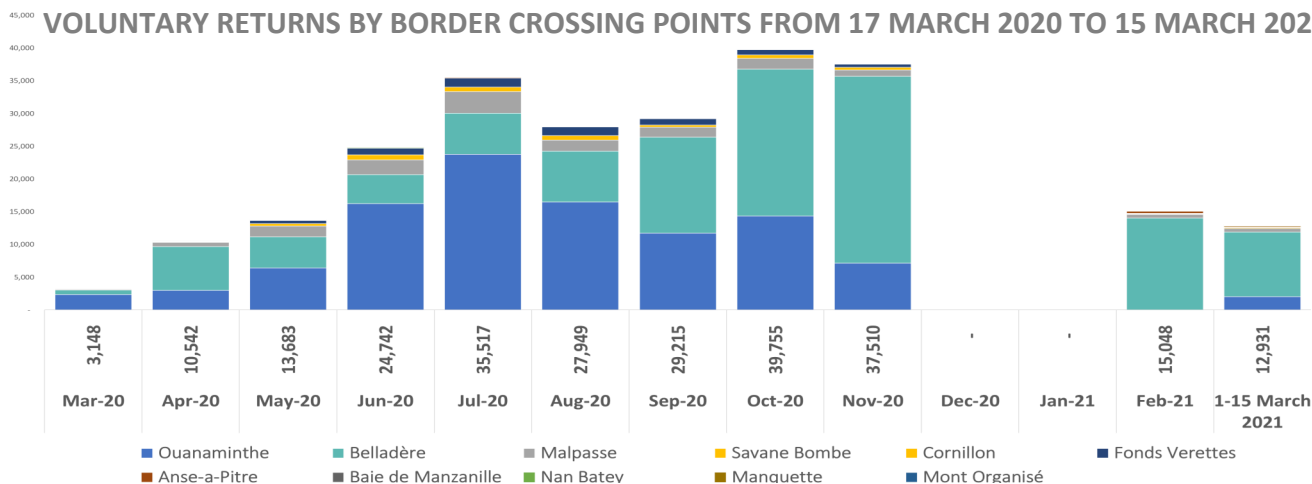


VOLUNTARY RETURNS

250,040

Voluntary Returns observed at the border from 17 March 2020 to 15 March 2021.

VOLUNTARY RETURNS BY BORDER CROSSING POINTS FROM 17 MARCH 2020 TO 15 MARCH 2021



REPATRIATIONS

The migration of Haitians remains one of the most complex and challenging in the region. It is estimated that there are more than 1.2 million Haitian migrants across the world (MPI 2017), mostly in the United States of America, Canada, France, the Bahamas and the Dominican Republic, among others. Haiti also remains highly exposed to natural disasters such as earthquakes and hurricanes. Adding to these challenges, the country's continuous socio-economic issues caused by political turmoil have consistently caused instability, widespread poverty, risks of epidemics among others. These factors combined contribute to exacerbate the country's vulnerability, thus directly driving irregular migration flows.

In line with this, IOM is monitoring other movements and migratory flows outside of Haiti, particularly those observed towards northern countries such as the Bahamas, Turks and Caicos and the United States of America. Indeed, as increased movements and repatriations of Haitian migrants from the Northern part of Haiti (Nord-Ouest, Nord and Nord-Est) have been observed for the better part of 2019 and the last half of 2020, IOM's Flow Monitoring teams will continue to track all trends that may also affect movements toward the Dominican Republic.

In this context, "Coast Guard" refers to migrants apprehended at sea in the Bahamas, Turks and Caicos and the United States and repatriated by the Coast Guard.

CUMULATIVE FIGURES FROM 2018

4,563

Repatriations since 2018

While repatriations were initially halted in light of COVID-19 restrictions, they resumed in June 2020. A total of **2,571** Haitian migrants were repatriated to Haiti between **1 June 2020 to 15 March 2021**.

- **2,314 persons** forcefully repatriated from 9 locations (8 countries and at sea)
- **257 persons** voluntarily repatriated from Chile

Country of Origin	Number of repatriated migrants	Female	Male
Bahamas	1,413	26%	74%
Chile	257	27%	73%
Cuba	12	25%	75%
Dominica	46	26%	74%
Guadeloupe	110	20%	80%
Mexico	305	33%	67%
Turks and Caicos	410	11%	89%
St Kitts and Nevis	12	0%	100%
United States of America	1,128	41%	59%
Coast Guard	870	17%	83%

REPATRIATIONS FIGURES AS OF ONSET OF COVID-19 IN HAITI

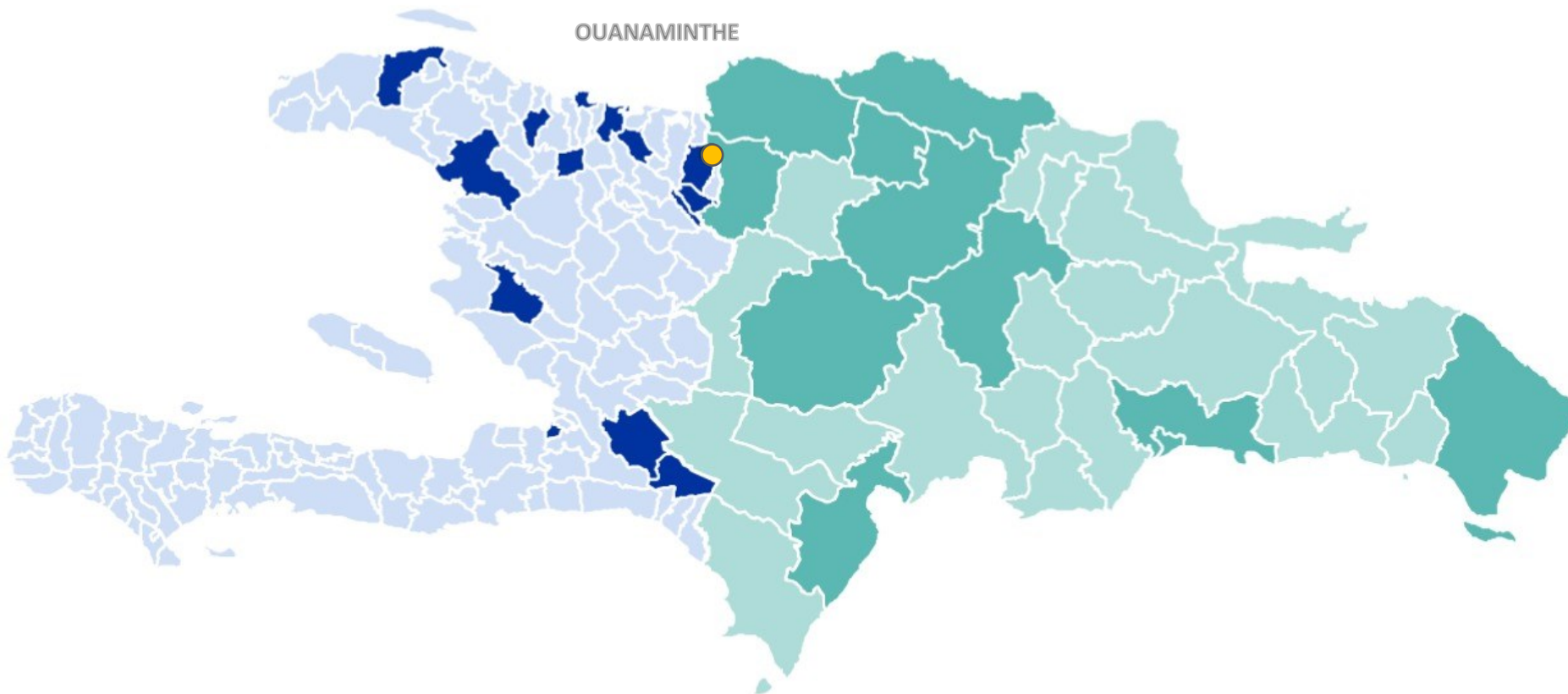
Month	Country of Origin	Number of repatriated migrants	Female	Male
June 2020	Turks and Caicos Islands	277	8%	92%
July 2020	Bahamas	88	38%	62%
August 2020	Bahamas	65	22%	78%
	Chile	150	27%	73%
	Cuba	12	25%	75%
	Dominica	46	26%	74%
	Mexico	55	33%	67%
	Coast Guard	117	9%	91%
September 2020	Chile	107*	47%*	53%*
	St Kitts and Nevis	12	0%	100%
October 2020	Bahamas	75	44%	56%
	Guadeloupe	50	22%	78%
December 2020	Guadeloupe	60	18%	82%
	Coast Guard	107	15%	85%
January 2021	Turks and Caicos	133	17%	83%
	Bahamas	64	11%	89%
February 2021	United States of America	845	40%	60%
1 March to 15 March 2021	United States of America	283	47%	53%
	Bahamas	25	40%	60%

*The breakdown by sex for the repatriation from Chile in September refers only to the 47 persons assisted by IOM and ONM as the complete list was unavailable.

FLOW MONITORING POINTS MONITORED ALONG THE BORDER BETWEEN HAITI AND THE DOMINICAN REPUBLIC



ORIGIN AND DESTINATION OF VOLUNTARY RETURNS BY BORDER CROSSING POINT—1 MARCH TO 15 MARCH 2021—OUANAMINTHE

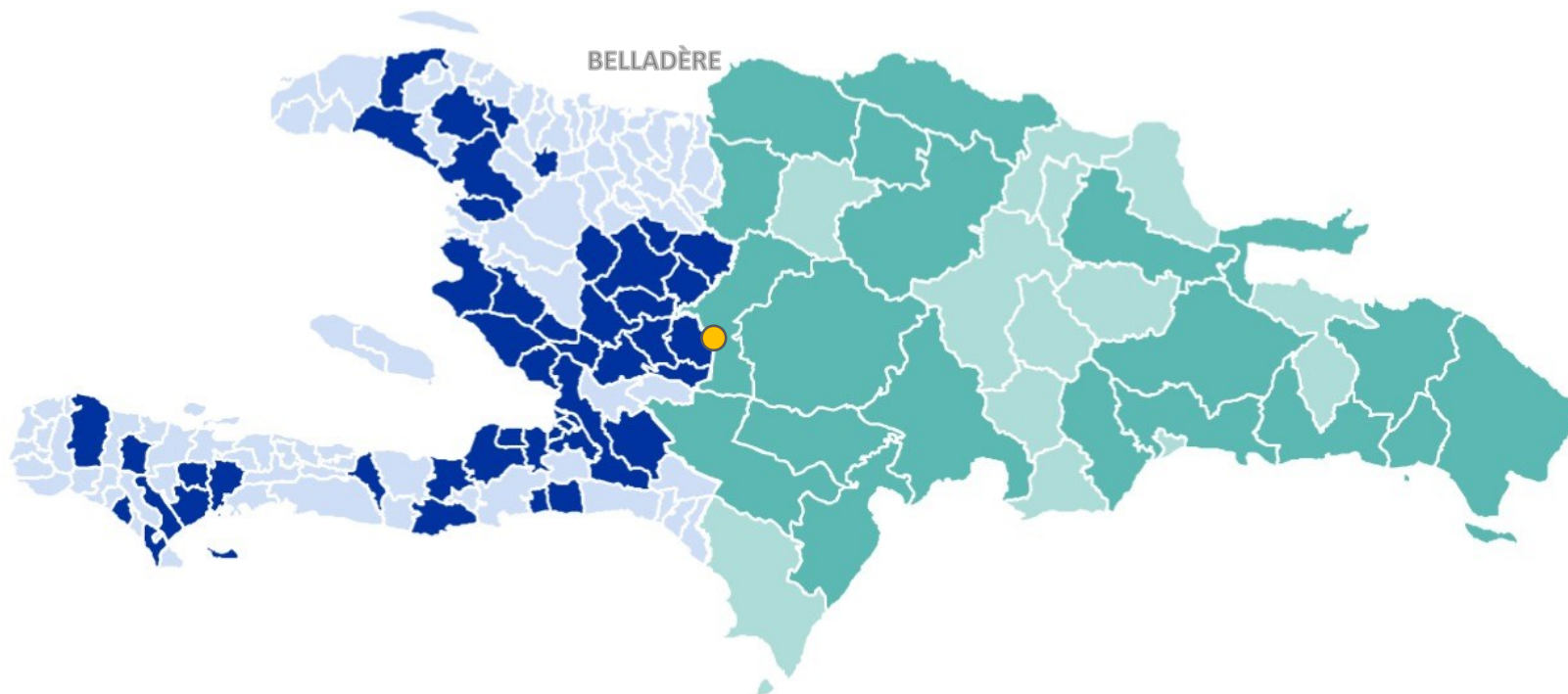


Origin in Dominican Republic

Santiago, Dajabon, Puerto Plata, Valverde, La Altagracia, Monte Cristi, La Vega, Santo Domingo, Distrito Nacional, Barahona, San Juan

Destination in Haiti: Département	Destination in Haiti: Commune
Nord-Ouest	Port-de-Paix
Nord-Est	Ouanaminthe, Mont-Organisé, Carice, Trou-du-Nord
Nord	Cap-Haïtien, Dondon, Limonade, Limbé
Artibonite	Gonaïves
Ouest	Port-au-Prince, Fonds-Verrettes, Fond Parisien

ORIGIN AND DESTINATION OF VOLUNTARY RETURNS BY BORDER CROSSING POINT—1 MARCH TO 15 MARCH 2021- BELLADÈRE

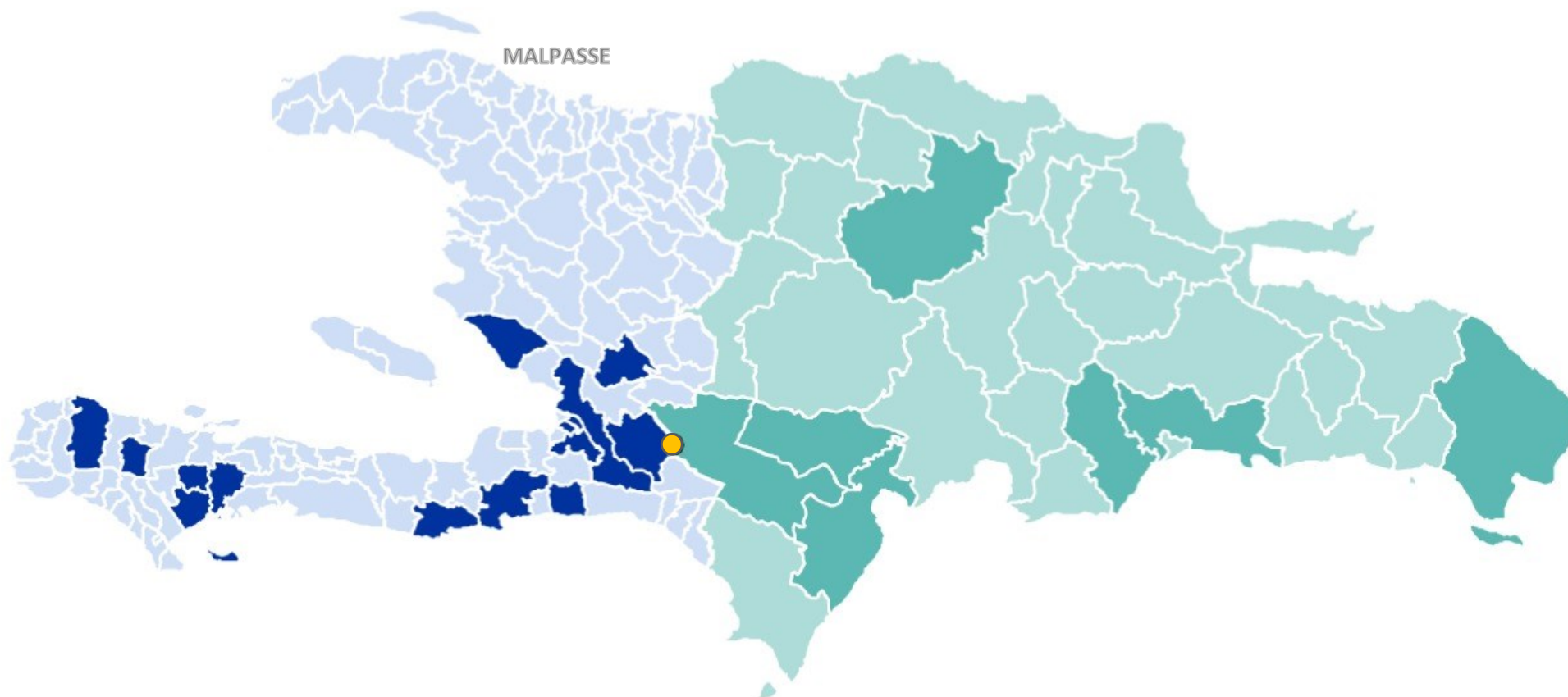


Origin in Dominican Republic

Barahona, Duarte, La Vega, Puerto Plata, Santiago, La Altagracia, Independencia, San Cristobal, La Samana, Monte Plata, Distrito Nacional, San Pedro de Macoris, Bahoruco, San Juan, Azua, Monte Cristi, Monte Plata, La Romana, Santo Domingo, Dajabon, Elias Pina, El Seibo, Valverde

Destination in Haiti: Département	Destination in Haiti: Commune
Nord-Ouest	Port-de-Paix
Nord	Pilate
Artibonite	Gonaïves, St Marc, Verrettes, La Chapelle, Marmelade, Anse-Rouge, Gros-Morne, L'Estère, Verrettes
Centre	Hinche, Mirebalais, Cerca-la-Source, Thomassique, Thomonde, Lascahobas, Belladère, Maïssade, Boucan-
Nippes	Miragoâne
Ouest	Port-au-Prince, Carrefour, Delmas, Pétion-Ville, Arcahaie, Tabarre, Cabaret, Léogane, Gressier, Grand Goâve, Cité Soleil
Sud	Cayes, Maniche, Torbeck, Côteaux, Port-Salut, Île à Vache, Cavallon
Sud-Est	Belle-Anse, Jacmel, Marigot, Cayes Jacmel, Baint
Grande Anse	Jérémie, Beaumont

ORIGIN AND DESTINATION OF VOLUNTARY RETURNS BY BORDER CROSSING POINT—16 MARCH TO 31 MARCH 2021— MALPASSE

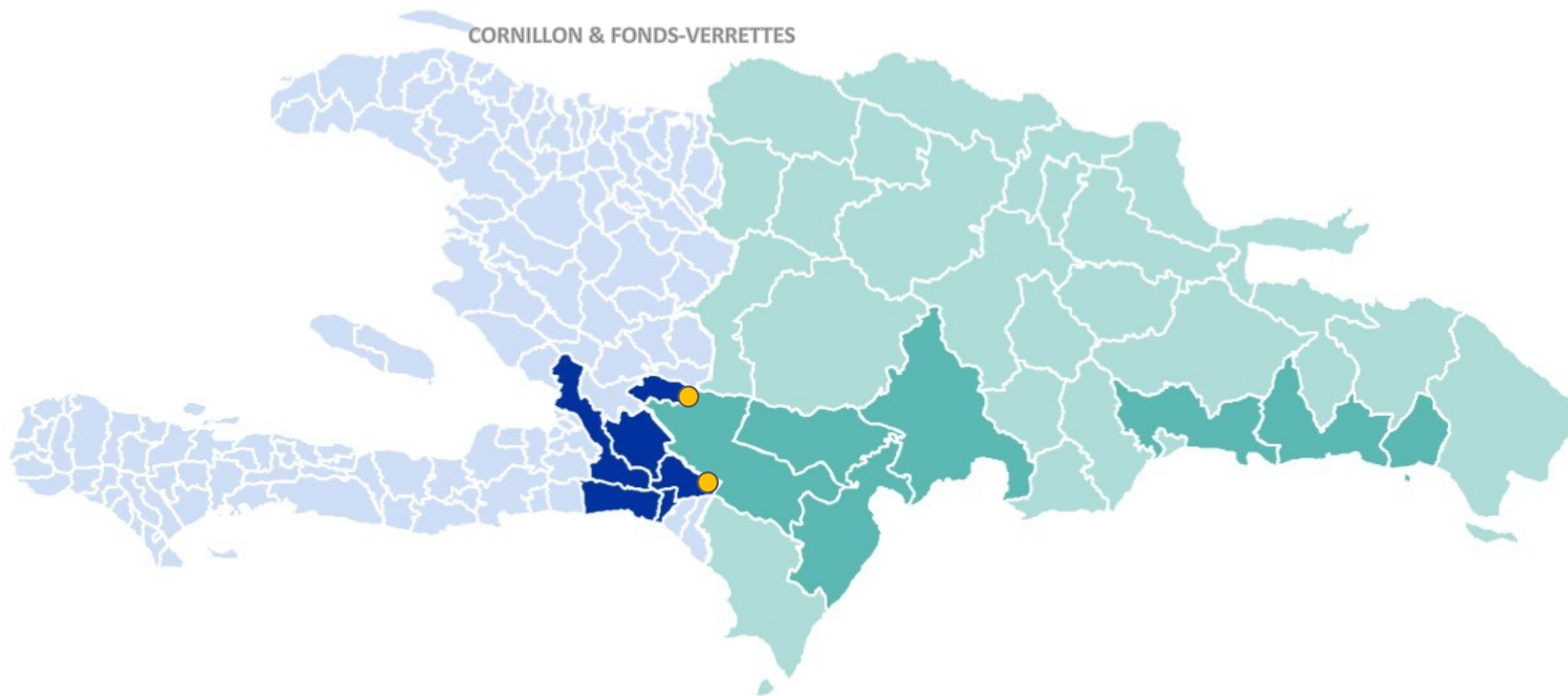


Origin in Dominican Republic

La Samana, La Altagracia, Santiago, Santo Domingo, San Cristobal, Independencia, Barahona

Destination in Haiti: Département	Destination in Haiti: Commune
Artibonite	St Marc
Centre	Mirebalais
Ouest	Delmas, Tabarre, Croix-des-Bouquets, Pétion-Ville, Arcahaie, Fond Parisien
Sud	Île à Vache, Cayes, Maniche, Cavallon
Sud-Est	Marigot, Baint, Jacmel
Grand'Anse	Jérémie, Beaumont

ORIGIN AND DESTINATION OF VOLUNTARY RETURNS BY BORDER CROSSING POINT—1 MARCH TO 15 MARCH 2021— CORNILLON AND FONDS-VERRETTES

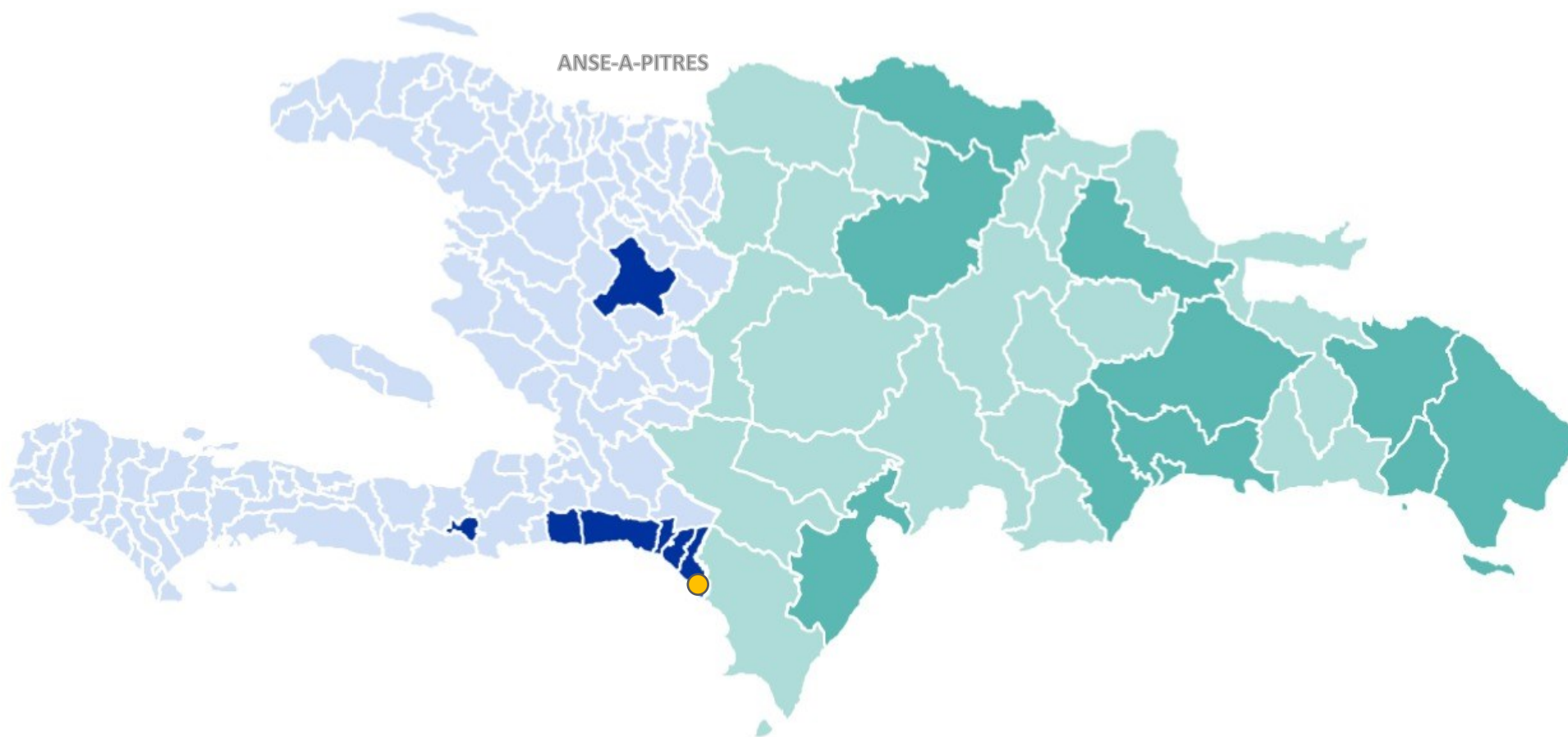


Origin in Dominican Republic

Barahona, Independencia, Bahoruco, La Romana, San Pedro de Macorís, Azua, Santo-Domingo.

Destination in Haiti: Département	Destination in Haiti: Commune
Ouest	Fonds-Verrettes, Cornillon/ Grand-Bois, Ganthier, Croix-des-Bouquets
Sud-Est	Grand-Gosier, Belle-Anse

ORIGIN AND DESTINATION OF VOLUNTARY RETURNS BY BORDER CROSSING POINT—1 MARCH TO 15 MARCH 2021— ANSE-À-PITRES



Origin in Dominican Republic

Santo-Domingo, Puerto Plata, Barahona, La Altagracia, La Romana, El Seibo, Santiago, Duarte, Distrito Nacional, San Cristobal, Monte Plata

Destination in Haiti: Département	Destination in Haiti: Commune
Centre	Hinche
Sud-Est	Anse-à-Pitres, Thiotte, Jacmel, La Vallée de Jacmel, Belle-Anse, Grand-Gosier, Marigot