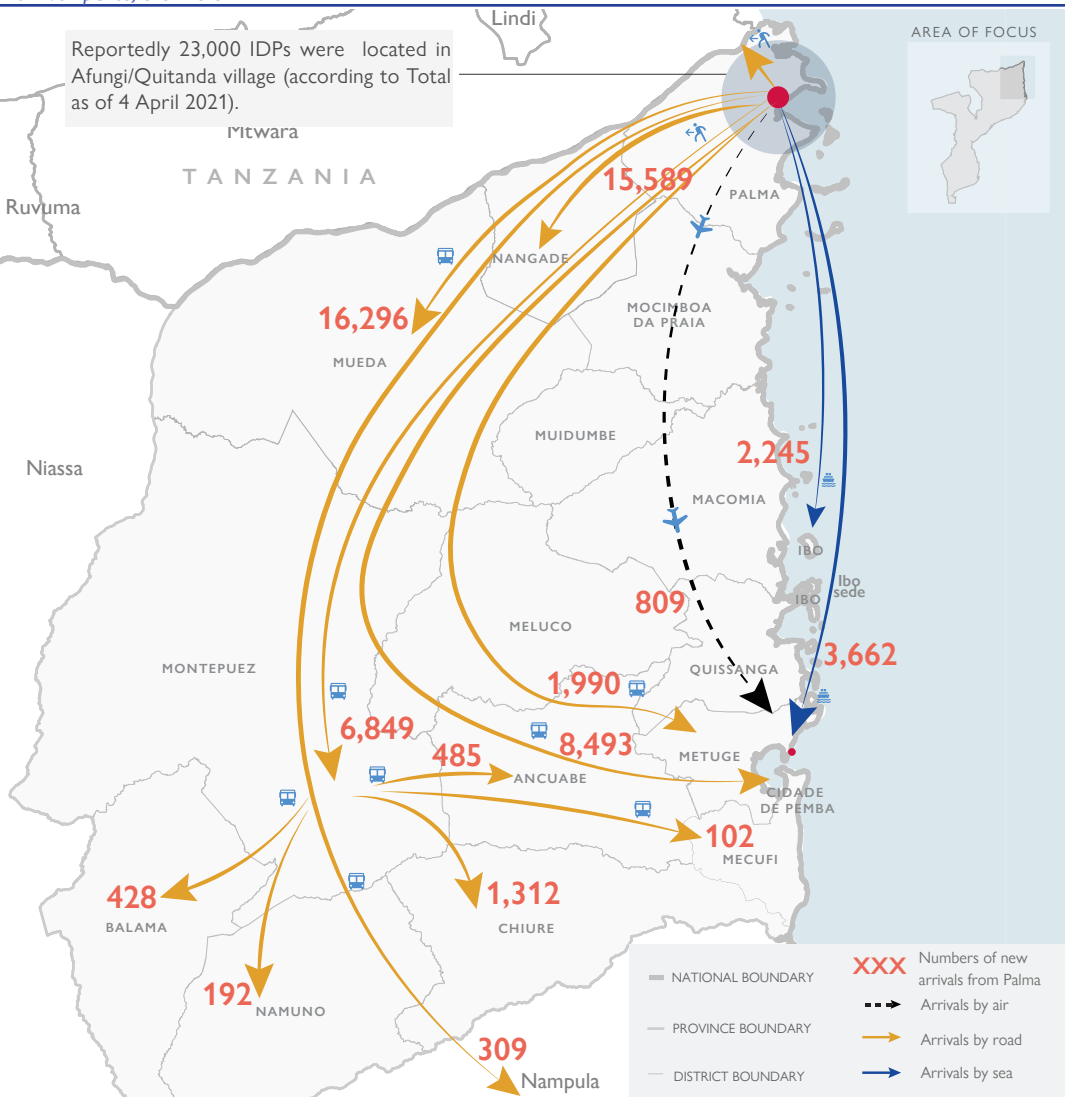


DTM Emergency Tracking Tool (ETT) is deployed to track and provide up-to-date information on sudden displacement and other population movements

ETT Report: No. 90/ 27 March - 25 May 2021 15:00h

Following the recent attacks in Palma Sede, DTM teams in Nangade, Mueda, Montepuez, Mecufi, Ibo and Pemba districts continue to register significant rise in IDP arrivals since 27 March. On the 25th of May 2021, an estimated number of **911** IDPs were registered in the receiving districts bringing the total number of IDPs to **58,891** people who have been displaced from Palma. IDPs continue to arrive in Nangade on foot and by bus from Nangade to Mueda, Montepuez, and Pemba.

[For live update, click here](#)



KEY FIGURES

58,891

PEOPLE ON THE MOVE DURING THE REPORTING PERIOD

43%

OF THE IDPs REPORTED ARE CHILDREN

741

UNACCOMPANIED/ SEPARATED CHILDREN

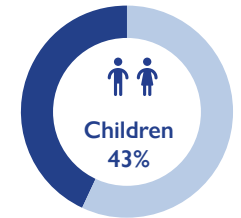
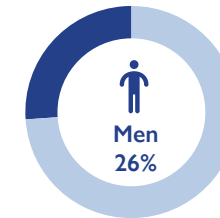
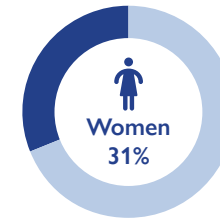
84%

OF THE REPORTED IDPs ARE LIVING WITHIN HOST COMMUNITIES

1,905

ELDERLY WERE REPORTED, REPRESENTING THE LARGEST VULNERABLE GROUP

DEMOGRAPHICS



MAIN REPORTED NEEDS

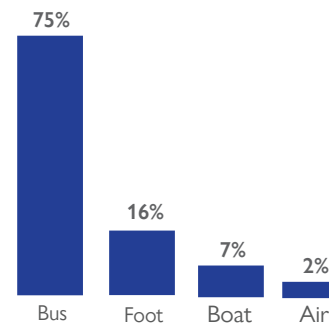


PALMA CRISIS

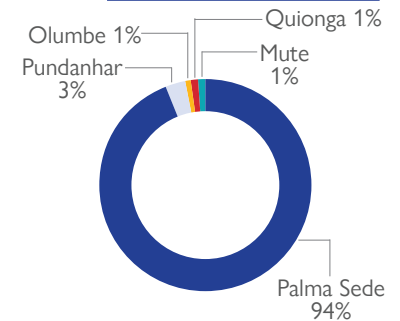
ARRIVALS BY DISTRICT ON THE 25TH OF MAY, 2021

Mueda	436
Pemba	242
Nangade	90
Mecufi	43
Metuge	37
Chiure	28
Balama	19
Ancuabe	8
Namuno	8

MEANS OF DISPLACEMENT



LOCALITY OF ORIGIN



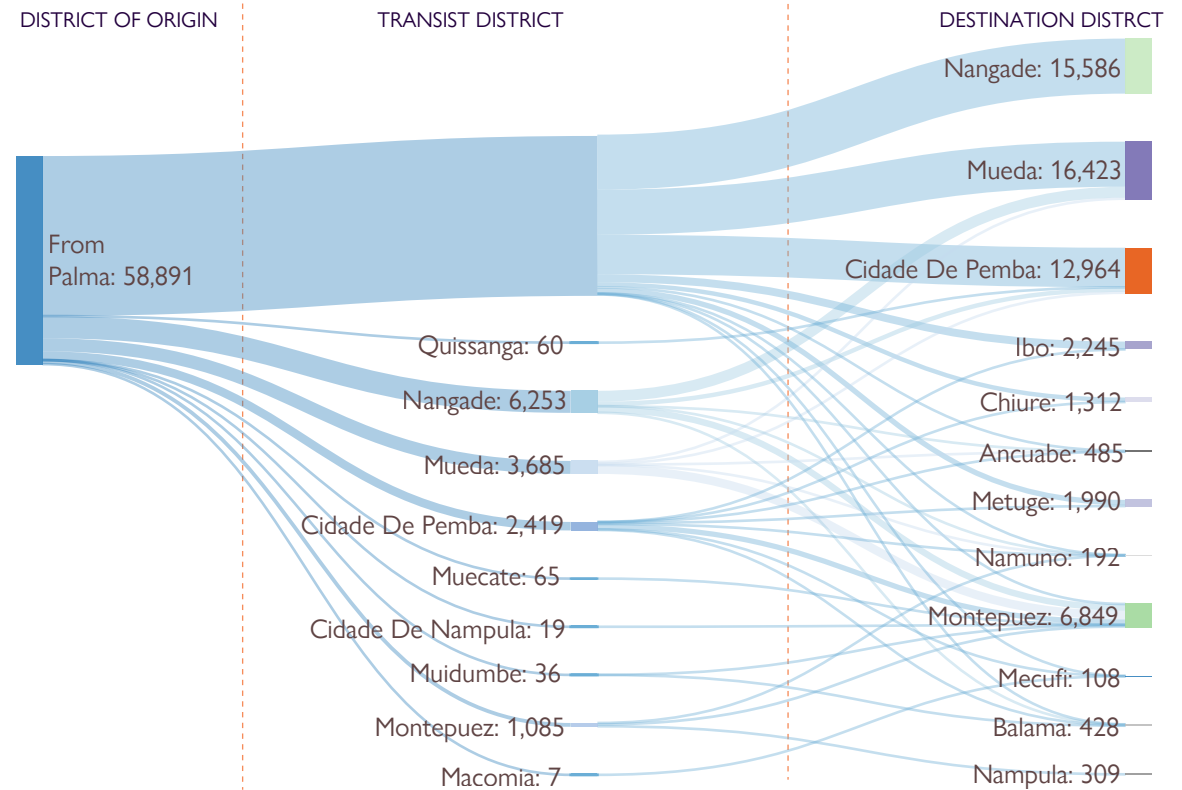
ABOUT THE EMERGENCY TRACKING TOOL

The objective of the Emergency Tracking Tool (ETT) is to collect information on large and sudden population movements, and to provide support to the Government and the humanitarian community by disseminating data on IDPs for ensuring effective humanitarian response to the affected population. Emergency tracking teams and enumerators are deployed to Cidade de Pemba, Mueda, Meluco, Nangade, Montepuez, Ancuabe, Namuno, Balama, Chiure, Ibo, Metuge and Mecufi districts to collect data on displacement movements on a daily basis.

VULNERABILITY BY POSTO OF ARRIVAL

District	Posto	Unaccompanied/ Separated Children	Pregnant Women	Elderly	Person w/ disability
Ancuabe	Ancuabe	-	1	7	2
Ancuabe	Mesa	1	1	1	-
Ancuabe	Metoro	-	-	-	-
Balama	Balama	23	22	13	4
Chiure	Chiure	18	29	59	9
Cidade De Pemba	Cidade De Pemba	44	81	362	20
Ibo	Ibo	62	41	140	16
Mecufi	Mecufi	-	-	-	-
Mecufi	Murrebue	-	1	-	-
Metuge	Metuge	22	20	47	22
Montepuez	Mapupulo	42	28	141	10
Montepuez	Montepuez	62	53	296	26
Montepuez	Namanhumbir	1	-	-	-
Mueda	Mueda	40	248	303	32
Mueda	Negomano	8	15	17	-
Nampula	Cidade De Nampula	-	-	-	-
Namuno	Namuno	-	6	-	3
Nangade	Nangade	418	286	519	112
Grand Total		741	832	1,905	256

DISPLACEMENT FLOWS BY DISTRICTS (ARRIVALS)



DEMOGRAPHIC EVOLUTION PER DAY

