



Affected Population:  
1,922 Individuals



Damaged Shelters:  
31



Casualties:  
99

Movement Trigger:  
Armed attacks

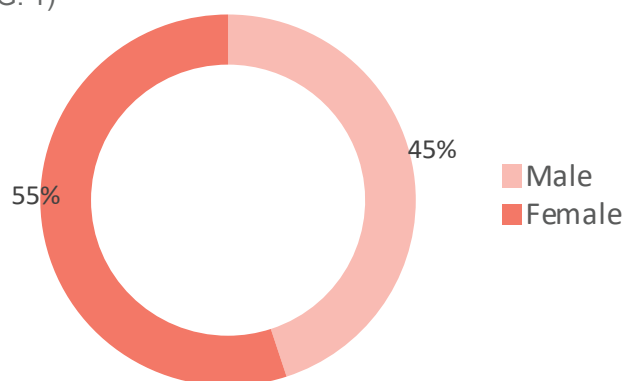
### OVERVIEW

Nigeria's North Central and North West Zones are afflicted with a multidimensional crisis that is rooted in long-standing tensions between ethnic and religious groups and involves attacks by criminal groups and banditry/hirabah (such as kidnapping and grand larceny along major highways). The crisis has accelerated during the past years because of the intensification of attacks and has resulted in widespread displacement across the region.

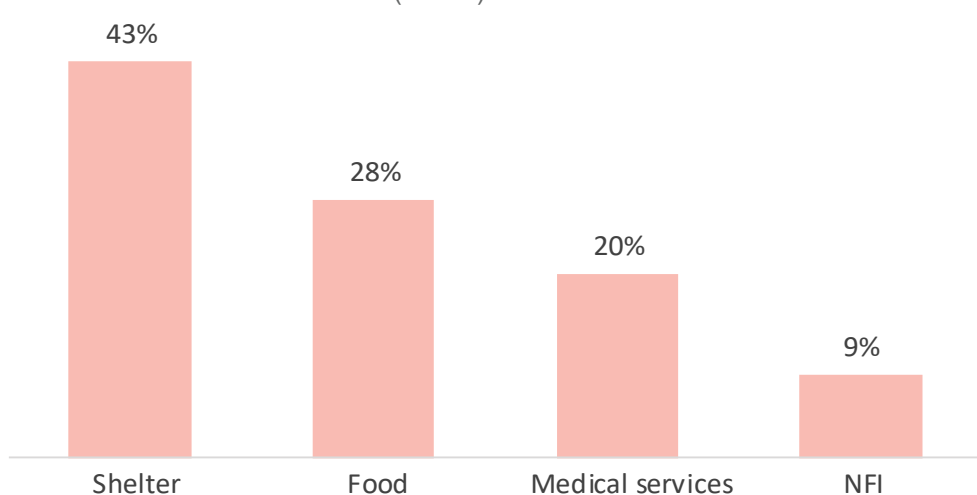
Between 17 and 23 May 2021, armed clashes between herdsmen and farmers, and bandits and local communities have led to new waves of population displacement. Following these events, rapid assessments were conducted by DTM (Displacement Tracking Matrix) field staff with the purpose of informing the humanitarian community and government partners, and enable targeted response. Flash reports utilise direct observation and a broad network of key informants to gather representative data and collect information on the number, profile and immediate needs of affected populations.

The latest attacks affected 1,922 individuals including 69 injuries and 99 fatalities in Agatu LGA of Benue State, Jema'a and Chikun LGAs of Kaduna State and Faskari, Malumfashi and Batsari LGAs in Katsina State. The attacks caused people to flee to neighbouring localities.

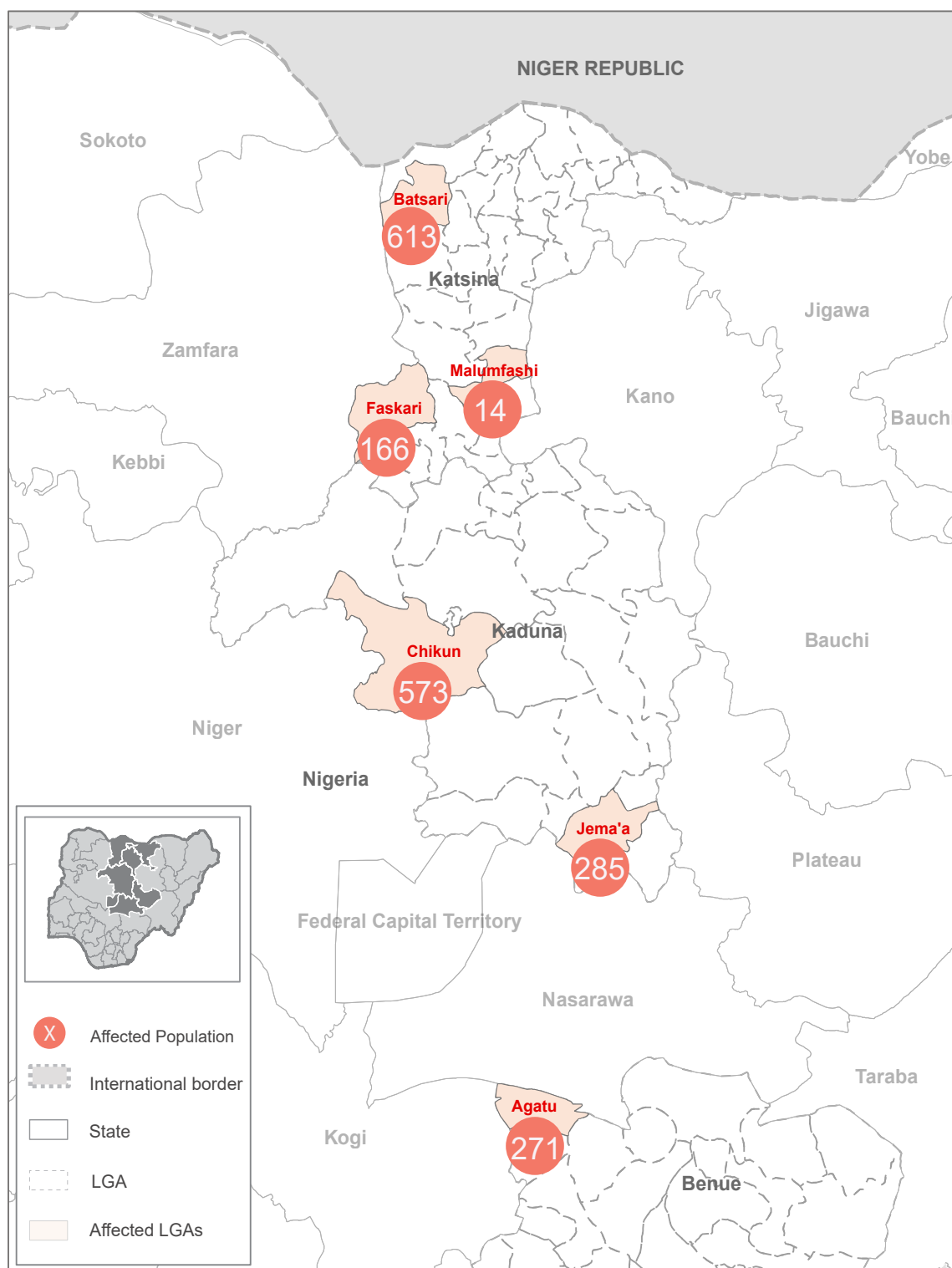
### GENDER (FIG. 1)



### MOST NEEDED ASSISTANCE (FIG. 2)



### AFFECTED LOCATIONS



The map is for illustration purposes only. The depiction and use of boundaries, geographic names and related data shown are not warranted to be error free nor do they imply judgment on the legal status of any territory, or any endorsement or acceptance of such boundaries by IOM.

### AFFECTED POPULATION (TABLE 1)

State	LGA	Cause of Incident	Number of Affected Household	Number of Affected Individuals	Casualties	Male	Female	Children	Number of Damaged Shelters
Benue	Agatu	Attacks	53	271	9	105	166	123	0
Kaduna	Chikun	Attacks	95	573	15	271	302	249	23
Kaduna	Jema'a	Attacks	57	285	4	127	158	128	8
Katsina	Batsari	Attacks	86	613	35	285	328	341	0
Katsina	Faskari	Attacks	21	166	34	67	99	79	0
Katsina	Malumfashi	Attacks	2	14	2	9	5	7	0
<b>Grand Total</b>			<b>314</b>	<b>1,922</b>	<b>99</b>	<b>864</b>	<b>1,058</b>	<b>927</b>	<b>31</b>

"When quoting, paraphrasing, or in any other way using the information mentioned in this report, the source needs to be stated appropriately as follows: "Source: Displacement Tracking Matrix (DTM) of the International Organization for Migration (IOM), May 2021.""