

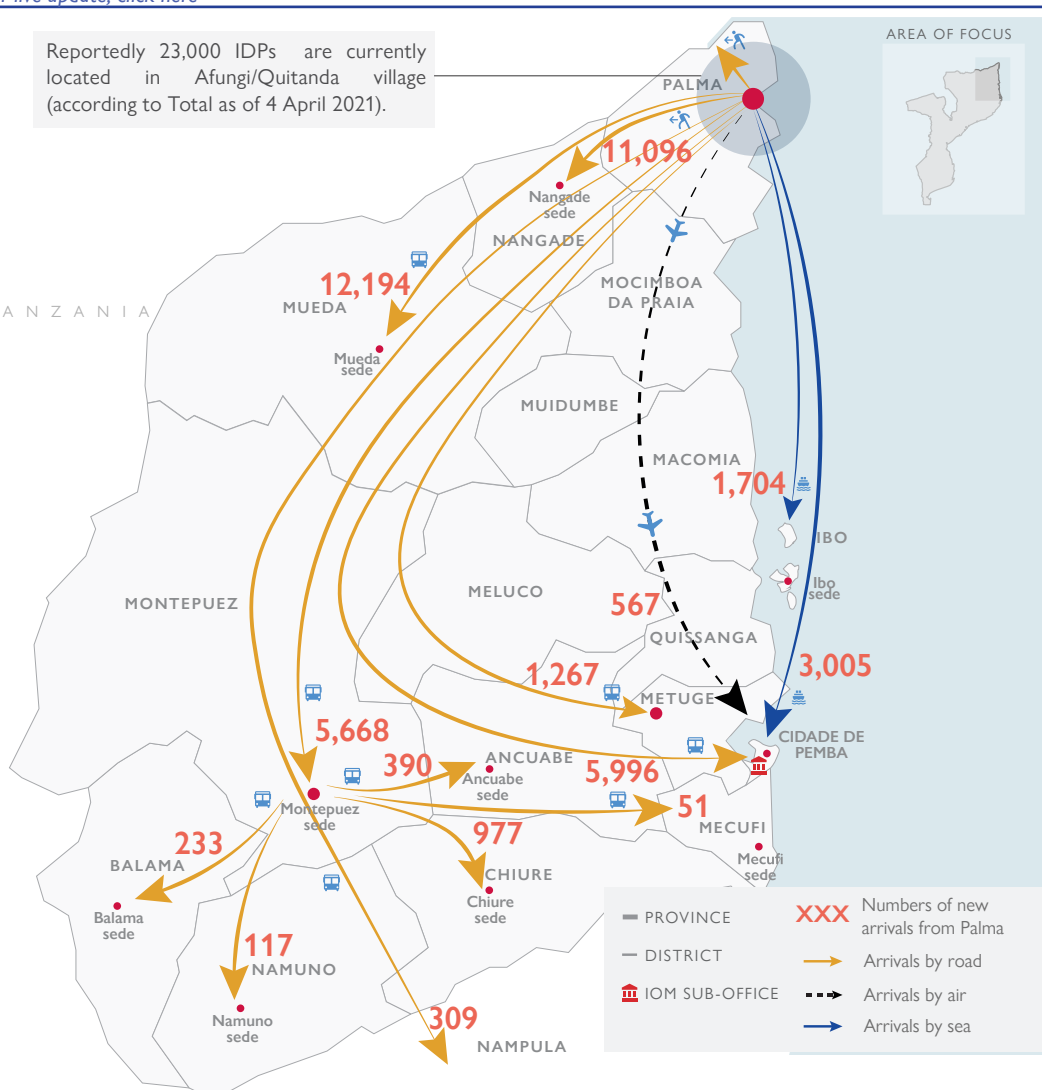
DTM Emergency Tracking Tool (ETT) is deployed to track and provide up-to-date information on sudden displacement and other population movements

ETT Report: No. 76/ 27 March - 09 May 2021 17:00h

Following the recent attacks in Palma Sede, DTM teams in Nangade, Mueda, Montepuez, Mecufi, Ibo and Pemba districts continue to register significant rise in IDP arrivals since 27 March. On the 9th of May 2021, an estimated number of 1,425 IDPs were registered in the receiving districts bringing the total number of IDPs to **43,574** people who have been displaced from Palma. IDPs continue to arrive in Nangade on foot and by bus from Nangade to Mueda, Montepuez, and Pemba.

[For live update, click here](#)

Reportedly 23,000 IDPs are currently located in Afungi/Quitanda village (according to Total as of 4 April 2021).



PALMA CRISIS

KEY FIGURES

43,574

PEOPLE ON THE MOVE DURING THE REPORTING PERIOD

42%

OF THE IDPs REPORTED ARE CHILDREN

527

UNACCOMPANIED/ SEPARATED CHILDREN

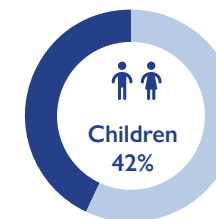
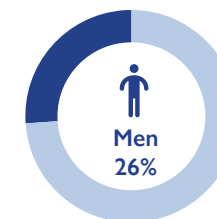
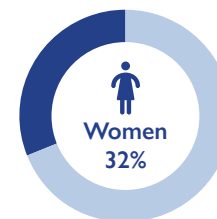
81%

OF THE REPORTED IDPs ARE LIVING WITHIN HOST COMMUNITIES

1,473

ELDERLY WERE REPORTED, REPRESENTING THE LARGEST VULNERABLE GROUP

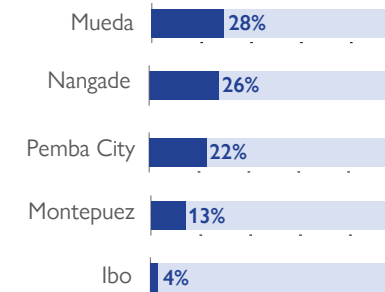
DEMOGRAPHICS



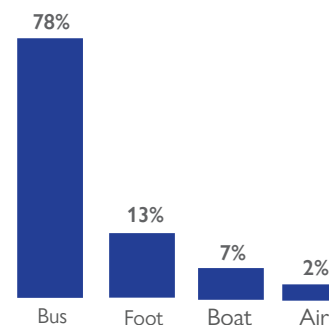
MAIN REPORTED NEEDS



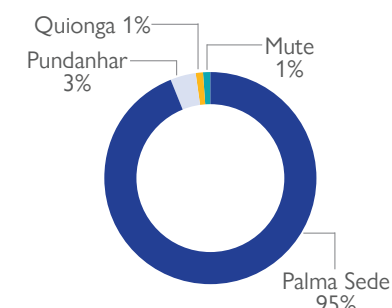
MAIN ARRIVAL DISTRICTS



MEANS OF DISPLACEMENT



LOCALITY OF ORIGIN



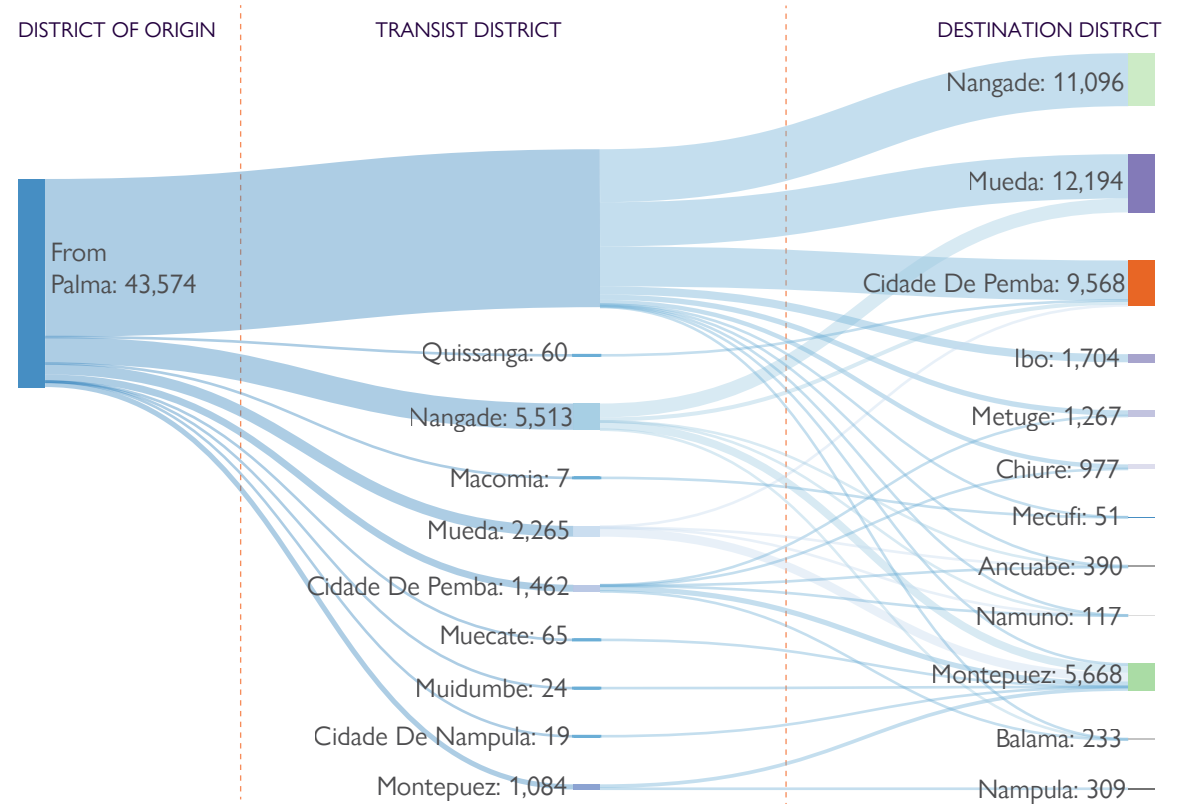
ABOUT THE EMERGENCY TRACKING TOOL

The objective of the Emergency Tracking Tool (ETT) is to collect information on large and sudden population movements, and to provide support to the Government and the humanitarian community by disseminating data on IDPs for ensuring effective humanitarian response to the affected population. Emergency tracking teams and enumerators are deployed to Cidade de Pemba, Mueda, Meluco, Nangade, Montepuez, Ancuabe, Namuno, Balama, Chiure, Ibo, Metuge and Mecufi districts to collect data on displacement movements on a daily basis.

VULNERABILITY BY LOCALITY OF ARRIVAL

Locality	Total Individuals	Unaccompanied/Separated Children	Pregnant Women	Elderly	Person with Disability
Mueda	12,194	40	206	242	28
Barro Lilondo	286	-	2	7	-
Barro Mupoto	254	-	5	9	-
Barro Rovuma	230	-	6	2	1
Barro Rovuma-2	196	-	1	1	-
Cimento	35	-	-	-	-
Clube Desportivo	19	-	1	1	-
Mamio	193	-	3	1	1
Mpamba	965	-	2	111	-
Negomano	800	5	6	-	-
Ntandede	207	-	5	-	-
Vila de Mueda	9,019	34	174	206	25
Nangade	11,096	276	228	379	85
Barro Chitunda	373	13	8	13	-
Barro Hoiwa	350	-	1	16	-
Barro Ntanga	316	-	2	10	-
Sinde	10,057	239	215	340	85
Cidade De Pemba	9,568	43	65	296	10
Alto Gingone	691	2	14	15	-
Citaco	-	-	-	-	-
Chitua	2,851	20	17	159	-
Eduardo Mondlane	1,007	2	4	19	-
Igoniane	867	-	1	36	1
Josina Rachel	313	-	-	11	2
Mahate	228	-	-	5	-
Maringualla	128	-	-	-	-
Metua	207	-	-	-	-
Mizara	88	-	1	-	-
Natete	336	-	9	22	-
Paquireteque	2,847	17	19	24	7
Montepuez	5,668	73	67	373	28
Centro de Nacura	559	11	14	34	1
Centro de Nanyopo B	130	-	1	-	-
Centro de Ntete	1,517	13	20	88	2
Centro de Pisto	183	-	-	16	-
Cidade de Montepuez	3,289	48	33	235	25
Ibo	1,704	45	21	102	7
Masemo	1,375	33	14	78	6
Palusaria	329	12	7	24	1
Metuge	1,267	17	12	23	16
10 Congresso	73	-	6	-	-
7 de Abril	10	-	-	-	-
Bandar	58	-	-	-	-
Masemo	36	-	-	-	-
Mazeze	38	-	-	-	-
Meeze	386	2	7	13	4
Muetua	31	-	-	-	-
Nangua	4	-	-	-	-
Ngai	13	-	-	-	-
Sede	638	11	2	4	11
Chiure	977	18	26	45	9
Kupé	27	-	1	1	-
Lusaka	3	-	-	-	-
Merita	96	-	2	5	-
Picone	24	-	-	-	-
Mucate	247	6	11	16	3
Nahavara	56	1	2	-	1
Namuno	13	-	-	-	-
Namuta	75	2	3	5	-
Ncurete	5	-	-	-	-
Vila de Chiure	431	9	7	17	4
Ancuabe	390	1	2	6	1
Campine	4	-	-	-	-
Meza	17	-	-	-	-
Nanjua	163	1	1	-	-
Salave	19	-	-	-	-
Sede	187	-	-	-	-
Nampula	309	-	-	-	-
Cidade de Nampula	309	-	-	-	-
Balama	223	14	15	7	2
Igoniane	28	1	-	-	-
Maramba A	8	-	1	-	-
Maramba B	17	-	1	-	-
Nitanta	70	-	2	4	-
Ntete	110	13	10	3	2
Namuno	117	-	-	-	-
Barro de Bem-Vindo	5	-	-	-	-
Barro de Camone A	6	-	1	-	-
Barro de Camone B	52	-	-	-	-
Barro de Camone C	19	-	-	-	-
Barro de Espantão	11	-	-	-	-
Barro de Namuro	4	-	-	-	-
Barro Saviane	8	-	-	-	-
Barro Vitória	12	-	-	-	3
Mecufi	51	-	-	-	-
Mueda	7	-	-	-	-
Muide	18	-	-	-	-
Muetua	4	-	1	-	-
Nangusse	7	-	-	-	-
Sasilane	15	-	-	-	-
Grand Total	43,574	527	645	1,473	189

DISPLACEMENT FLOWS BY DISTRICTS (ARRIVALS)



DEMOGRAPHIC EVOLUTION PER DAY

