

OVERVIEW

IOM Pakistan collects data on the outflows of **undocumented Afghan migrants** at the Torkham and Chaman border crossing points in an effort to better understand the migration movements of undocumented Afghan migrants returning to Afghanistan from Pakistan. This exercise is part of the **European Union** funded project “Displacement Tracking Matrix Regional Evidence for Migration Analysis and Policy (DTM REMAP)”.

From 11 to 24 April 2021, **320** undocumented Afghan migrants returned to Afghanistan, including **85** through the Torkham border point and **235** through the Chaman border point. During the reporting period, border authorities facilitated the return of **88** individuals due to the lack of legal documentation to remain in Pakistan. Therefore, information concerning these 88 individuals is not included in the report analysis.*

*The Torkham border point has been partially closed since 1 November 2020. The figures represented on the timeline from November 2020 to April 2021 include a data compilation effort between IOM Pakistan and IOM Afghanistan.

HIGHLIGHTS

- During the reporting period, 13% of returnees were categorized as vulnerable persons, mainly elderly and chronically ill.
- In Pakistan, the primary occupations reported by returnees were: unskilled labor (65%), skilled labor (29%), business (3%) and students (3%).
- All returnees were carrying household items, personal belongings and cash when surveyed. They also travelled with additional items, such as productive assets (90%), transportation or private vehicles (3%) and livestock (3%).
- The average cost of travelling from Pakistan to Afghanistan reported was 11,330 PKR per family.
- The top 3 challenges returnees expected to face in Afghanistan were: arranging for livelihoods (26%), settling into a new city (26%) and finding income opportunities (26%).

4,287 UNDOCUMENTED AFGHAN RETURNEES AT TORKHAM AND CHAMAN SINCE JANUARY 2021

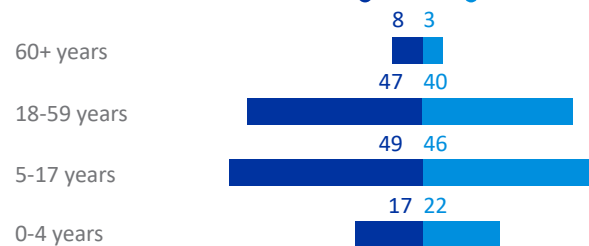
DISTRIBUTION OF UNDOCUMENTED RETURNEES



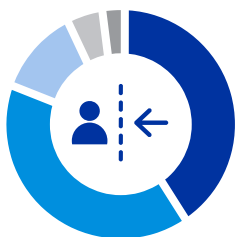
	Undocumented family	100%
	Undocumented individual	0%
	Undocumented individual travelling with documented family	0%

AGE AND GENDER

FEMALE 52% MALE 48%



PUSH FACTORS



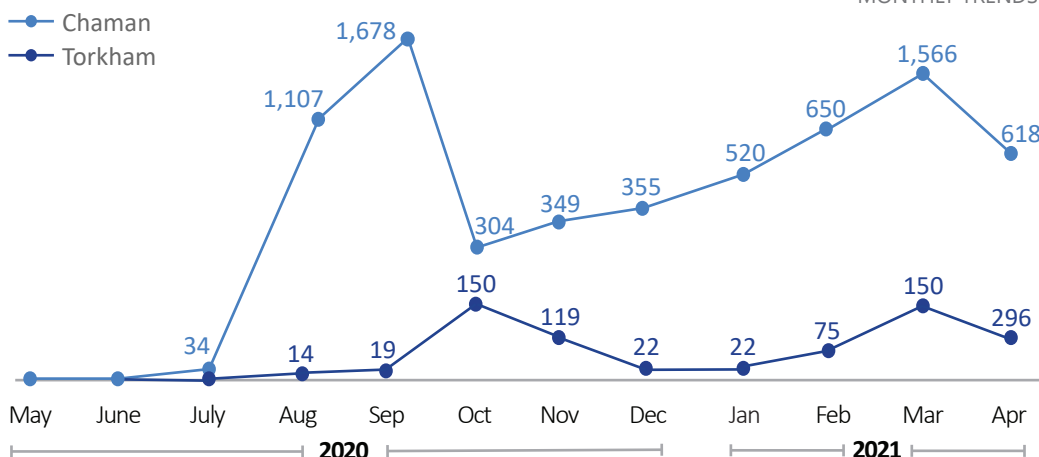
	Unable to pay house rent	41%
	Unable to pay utilities	40%
	No employment	12%
	Fear of arrest/deportation	5%
	Business reasons	2%

PULL FACTORS

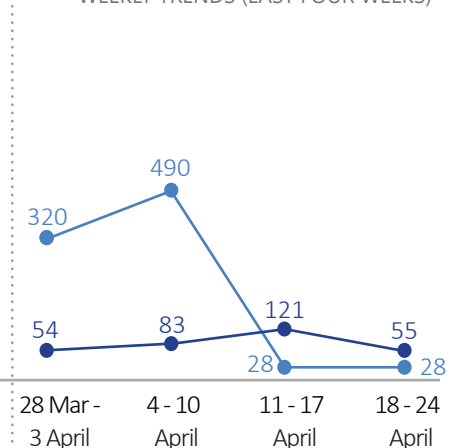


	Reunion with family	64%
	Availability of assistance	36%

RETURN TREND



WEEKLY TRENDS (LAST FOUR WEEKS)



BI-WEEKLY FLOW MONITORING REPORT: SPONTANEOUS RETURN OF UNDOCUMENTED AFGHAN MIGRANTS FROM PAKISTAN (11 - 24 April 2021)

SETTLEMENT TYPE LEGEND



DISTRICTS OF ORIGIN IN PAKISTAN OF RETURNEES




LEGEND



ORIGIN DISTRICT

Origin District	Percentage
1. Karachi	33%
2. Killa Abdullah	11%
3. Pishin	9%
4. Quetta	38%
5. Zhob	5%

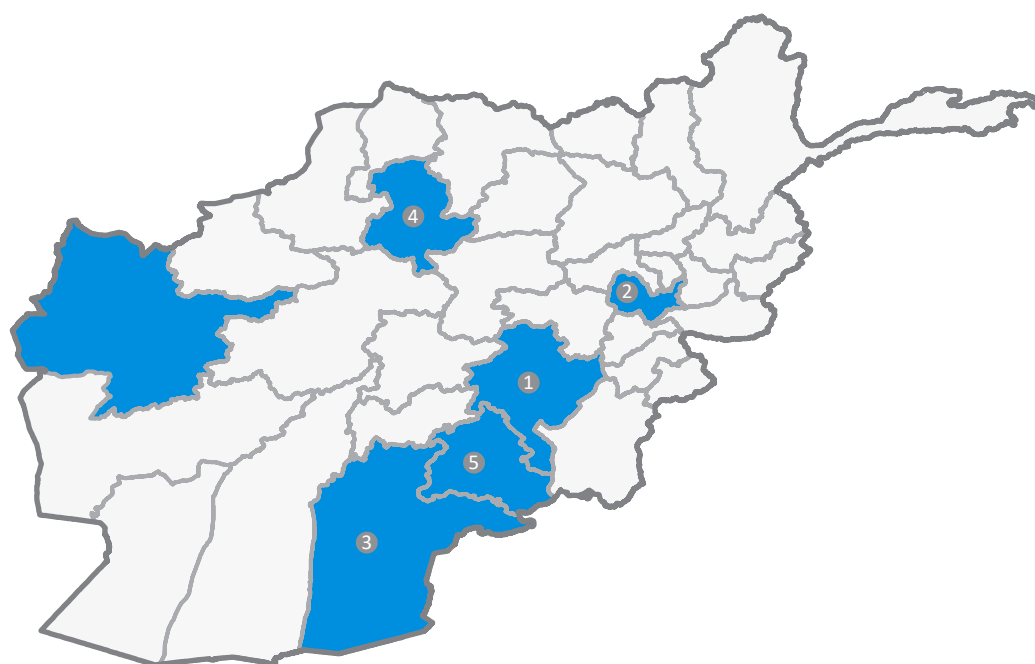
SETTLEMENT TYPE



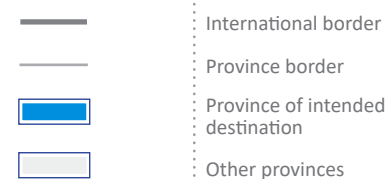
Note:
This map and the following legend focus on the **top 5** districts of origin in Pakistan of returnees.

Disclaimer:
Dotted line represents approximately the line of control in Jammu and Kashmir agreed upon by India and Pakistan. The final status of Jammu and Kashmir has not yet been agreed upon by the parties. The designations employed and the presentation of material on this map do not imply the expression of any opinion whatsoever on the part of IOM or United Nations concerning the legal status of any country, territory, city or area or of its authorities, or concerning the delimitation of its frontiers or boundaries.

PROVINCES OF INTENDED DESTINATION



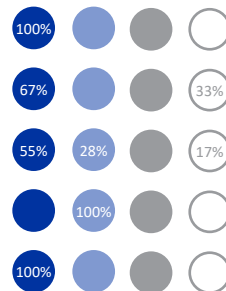
LEGEND



INTENDED PROVINCE

Intended Province	Percentage
1. Ghazni	7%
2. Kabul	9%
3. Kandahar	59%
4. Sar-e-pul	5%
5. Zabol	6%

SETTLEMENT TYPE



Note:
This map and the following legend focus on the **top 5** provinces of intended destination in Afghanistan only.

Disclaimer:
The designations employed and the presentation of material throughout the report do not imply the expression of any opinion whatsoever on the part of IOM concerning the legal status of any country, territory, city or area, or of its authorities, or concerning its frontiers or boundaries. This document was produced with the financial assistance of the European Union. The views expressed herein can in no way be taken to reflect the official opinion of the European Union.