

83%

intend to stay in Duk

92%

of those who intend to stay do not know for how long they would like to stay

Uror

Majority are displaced from Uror county within Jonglei state

71%

have access to local shelter Materials

Cooking Set

is the most needed non-food Items

65%

report not receiving any hygiene sensitization messages

BACKGROUND

The February 2017 clashes between SPLA and SPLA/IO in Ayod and Uror led to a significant movement of internally displaced persons (IDPs) towards Duk-Padiet, Duk-Payuel, Poktap and Pajut. Further movements fueled by hunger and the economic crisis currently being faced in South Sudan has also driven more people to become IDPs.

Over 46,000¹ IDPs is reported to have arrived in Duk county and settled in Pajut, Payuel, Ayuedit, Padiet, and Poktap.



¹Data from WFP General Food Distribution

METHODOLOGY

The Displacement Tracking Matrix (DTM) team of the International Organization for Migration (IOM) conducted a rapid intentions survey and IDP perceptions survey of multi-sectorial needs in Duk County to understand the intentions and multi-sectorial needs of the populations displaced in Duk-Padiet, Poktap, Duk-Payuel and Pajut in order to inform humanitarian response planning and intervention. The intentions and multi-sectorial needs survey were conducted in three locations: Duk-Padiet, Duk-Payuel and Poktap. Pajut was not accessible due to bad road conditions and insecurity. The surveys were conducted by five IOM DTM staff and five trained enumerators from 8 to 12 June 2017. Households were selected through random sampling and interviews were conducted with the heads of households and other family members. A total of 201 households were interviewed. Of those interviewed, 88% were female and 12% were male. Three focus group discussions were conducted with IDP representatives, host community members and returnees to understand the general living conditions and humanitarian needs in the surveyed locations across Duk County.



Focus group discussion in Duk-Padiet

OVERALL FINDINGS

1. Household Composition

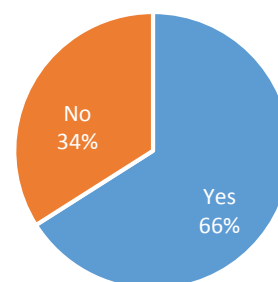
a) Household members

61% of the household members interviewed were composed of women and children, 39% were male.

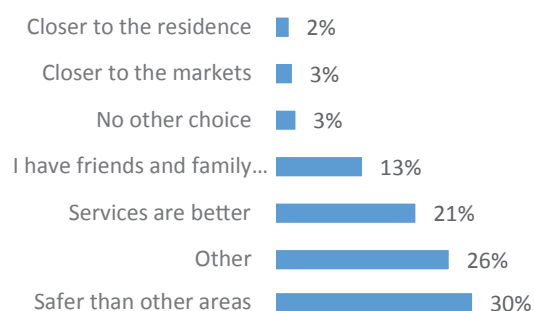
b) Location of Family members

The majority (66%) responded that some of their immediate family members are still left in their place of displacements while others (34%) indicating that they are with their whole family. Those with only part of their family report their remaining family members to be in areas of Uror county including: Pathai, Motdit, Motot, Wat, Nyakor and Lankien. The main reason for family separation are for safety and security with 30% reporting Duk being more secure than their area of origin or area of habitual residence. Others site better humanitarian services in Duk (21%).

Household members currently outside the camp



Reason for family separation



OVERALL FINDINGS

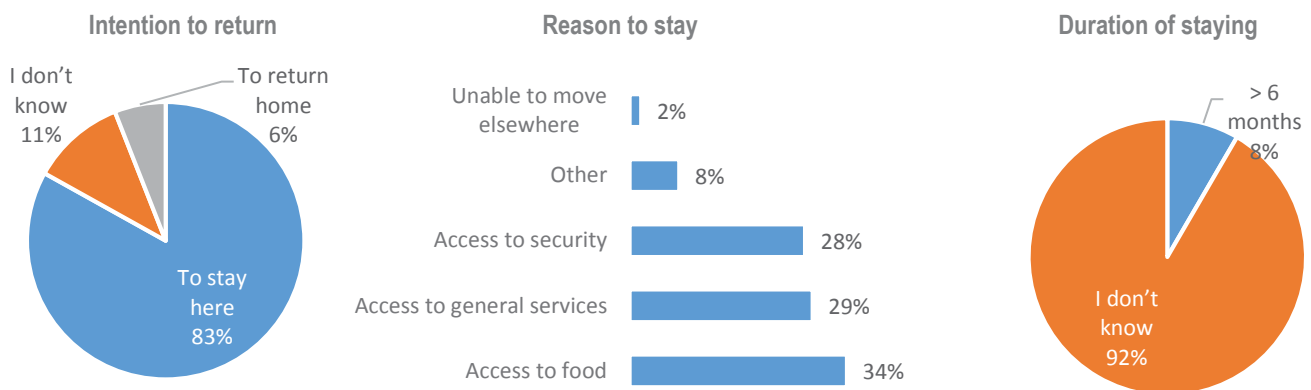
2. Intentions

a) Do you intend to stay here?

- 83% of those interviewed intend to stay in Duk while 11% do not know and 6% would like to return to their place of origin.
- 34% of those who intend to stay cited access to food being the main reason while 29% cited access to general services, 28% access to security, 8% other reasons such as being close to friends and family and 2% said they are unable to move.

b) How long do you plan to stay?

Of those who intend to stay, 92% do not know for how long they will stay in Duk while 8% indicated they will stay for more than six months.



c) Major source of information

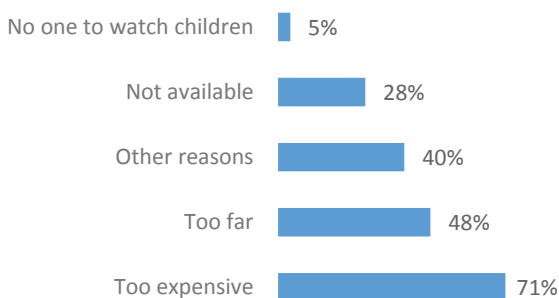
- 65% responded that their major source of information is through local authorities while 55% indicated word of mouth.
- Other sources for receiving information include radio, community meetings, churches and the general public.

3. General perceptions

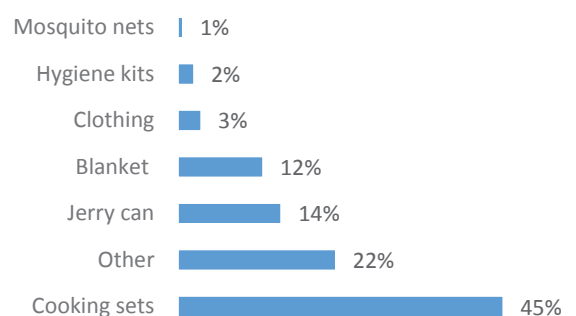
NFI and Shelter

- 71% of the population interviewed report having access to local shelter material while 29% do not have access.
- Out of the 29% who do not have access to local shelter materials, 71% said the shelter materials are too expensive, 48% reported that the local shelter materials are too far from the settlements, 28% said the materials are not available/burnt and 5% reported that they have no one to watch the children while they go to collect local shelter materials.
- Households indicate the urgently need for: cooking sets, jerry cans, blankets, clothing and hygiene kits

Barriers to accessing local shelter materials



Most Urgent Non-food Items Needed

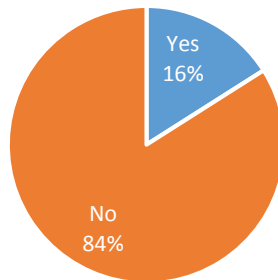


OVERALL FINDINGS

Health

- 84% of the population report having access to health services while 16% do not have access
- The common health concerns include: malaria, watery diarrhea, respiratory tract infection, pregnancy related conditions and injuries
- The health facilities do not have sufficient drugs or medical equipment

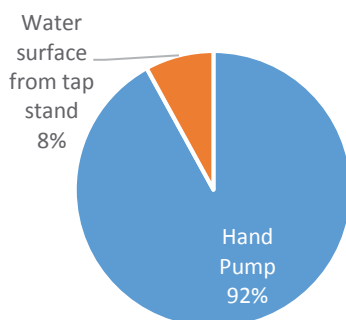
Access to health facilities



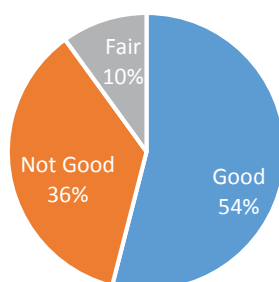
WASH

- Hand pumps are the main source for drinking water (92%) followed by water from tap (8%)
- 74% of the population report not having access to latrines while 26% report having access
- Out of the population without access to latrines, 65% report that they do not feel safe defecating outside while 35% report they do feel safe
- Out of the 26% with access to latrines, 54% report the condition of the latrine as good, 36% not good and 10% fair. Of those reporting conditions of latrine as not good, the major concerns cited include: long distance, not clean and latrine not separated by sex
- 65% of the population interviewed reported not receiving any form hygiene sensitization messages while 35% received information from awareness campaigns
- The main hygiene awareness messages received include: hand washing campaign, jerry can cleaning, open defecation campaign and general cleaning awareness
- Buckets/jerry cans, hygiene kits, menstrual kits and water treatment tablets are the most urgent WASH nonfood items needed

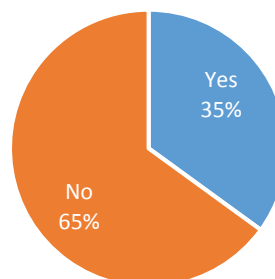
Source of drinking water



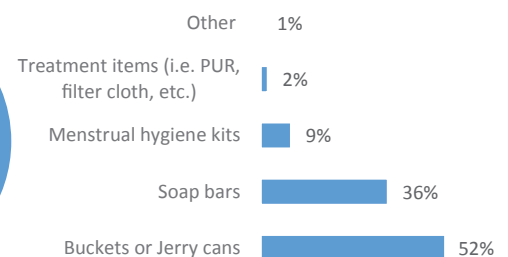
Condition of latrine



Defecating outside



WASH Non-Food items

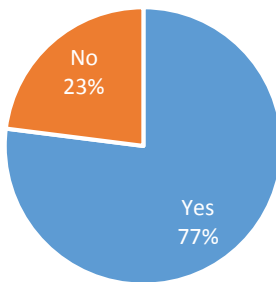


OVERALL FINDINGS

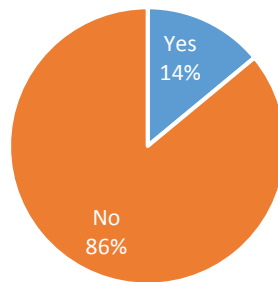
Food and livelihood

- The majority of the population (61%) obtained food from the June GFD while 11% share food with the host community, 11% obtain food by sharing with friends and families, 8% gather wild fruits, 5% buy with cash from the market, 2% through bartering and 2% from local cultivation.
- 77% of the population report having access to the local market while 23% do not have access
- Only 14% IDPs interviewed report having moved with livestock. Vaccination and treatments for livestock are needed.

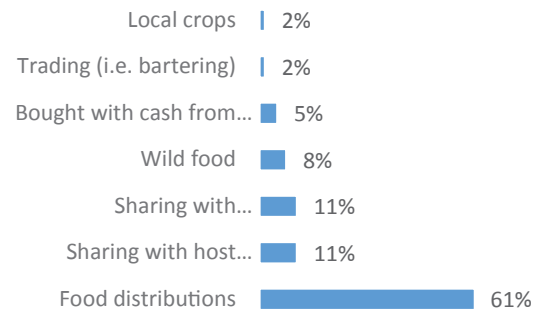
Available Market



Moved with livestock



Main source of obtaining food



All our products are available on <http://www.iomsouthsudan.org/tracking>
For more information, please contact southsudanDTM@iom.int

