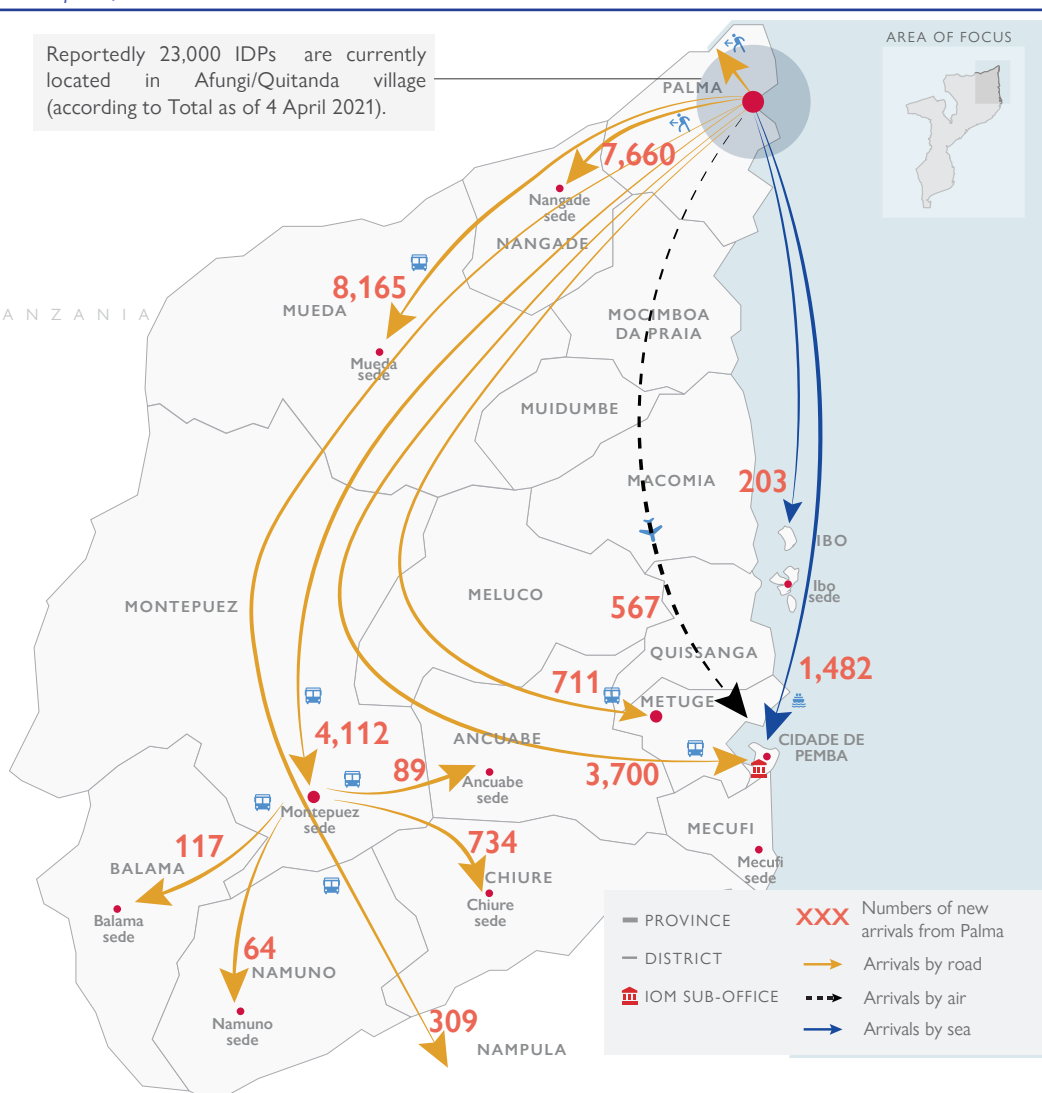


Following the recent attacks in Palma Sede, DTM teams in Nangade, Mueda, Montepuez, and Pemba districts continue to register significant rise in IDP arrivals since 27 March. On 26 April 2021, an estimated number of 1,118 IDPs were registered in the four districts bringing the total number of IDPs to **27,913** people who have been displaced from Palma. IDPs continue to arrive in Nangade on foot and by bus from Nangade to Mueda, Montepuez, and Pemba.

[For live update, click here](#)

Reportedly 23,000 IDPs are currently located in Afungi/Quitanda village (according to Total as of 4 April 2021).



### PALMA CRISIS

#### KEY FIGURES

**27,913**

PEOPLE ON THE MOVE DURING THE REPORTING PERIOD

**44%**

OF THE IDPs REPORTED ARE CHILDREN

**351**

UNACCOMPANIED/ SEPARATED CHILDREN

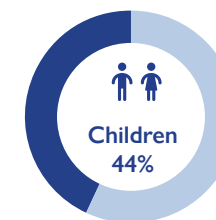
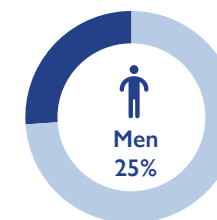
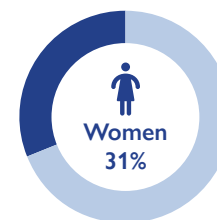
**77%**

OF THE REPORTED IDPs ARE LIVING WITHIN HOST COMMUNITIES

**949**

ELDERLY WERE REPORTED, REPRESENTING THE LARGEST VULNERABLE GROUP

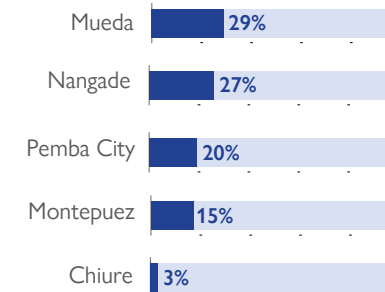
#### DEMOGRAPHICS



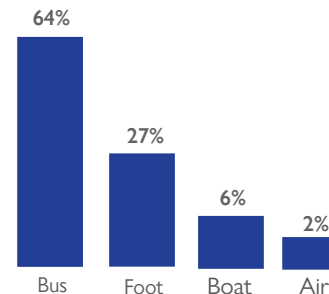
#### MAIN REPORTED NEEDS



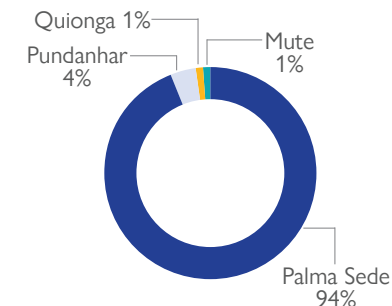
#### MAIN ARRIVAL DISTRICTS



#### MEANS OF DISPLACEMENT



#### LOCALITY OF ORIGIN



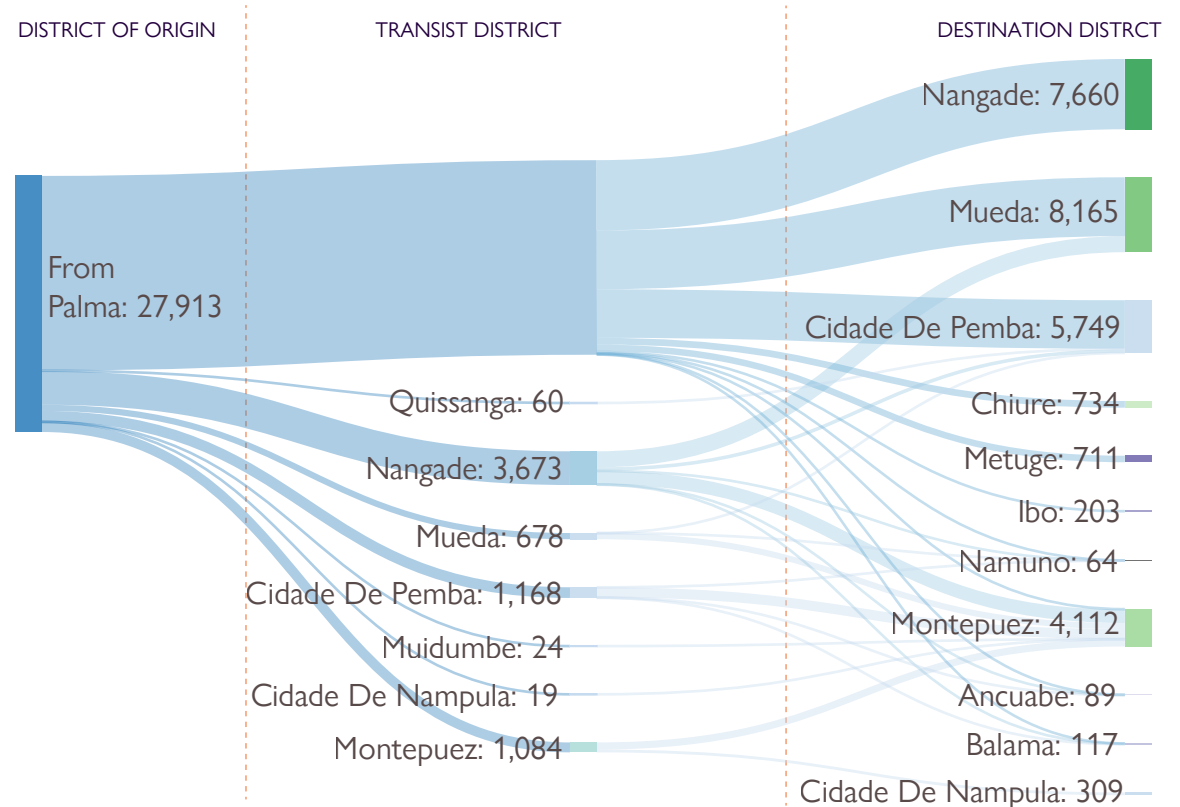
## ABOUT THE EMERGENCY TRACKING TOOL

The objective of the Emergency Tracking Tool (ETT) is to collect information on large and sudden population movements, and to provide support to the Government and the humanitarian community by disseminating data on IDPs for ensuring effective humanitarian response to the affected population. Emergency tracking teams and enumerators are deployed to Cidade de Pemba, Mueda, Meluco, Nangade, Montepuez, Ancuabe, Namuno, Balama, Chiure, Ibo, Metuge and Mecufi districts to collect data on displacement movements on a daily basis.

## VULNERABILITY BY LOCALITY OF ARRIVAL

| Locality            | Total Individuals | Unaccompanied/Separated Children | Pregnant Women | Elderly | Person w/ Disability |
|---------------------|-------------------|----------------------------------|----------------|---------|----------------------|
| Mueda               | 8,165             | 24                               | 120            | 168     | 19                   |
| Bairro Lilondo      | 209               | -                                | 2              | 3       | -                    |
| Bairro Maputo       | 51                | -                                | 1              | 3       | -                    |
| Bairro Rovuma-2     | 196               | -                                | 1              | 1       | -                    |
| Mpembe              | 965               | -                                | 2              | 11      | -                    |
| Vila de Mueda       | 6,744             | 24                               | 114            | 150     | 19                   |
| Nangade             | 7,660             | 218                              | 173            | 258     | 69                   |
| Sede                | 7,660             | 218                              | 173            | 258     | 69                   |
| Cidade De Pemba     | 5,749             | 33                               | 41             | 190     | 8                    |
| Alto Gingone        | 691               | 2                                | 14             | 15      | -                    |
| Caracac             | 5                 | -                                | -              | -       | -                    |
| Chuiha              | 1,713             | 12                               | 8              | 86      | -                    |
| Eduardo Mondlane    | 627               | 2                                | 4              | 4       | -                    |
| Ingonane            | 782               | -                                | 1              | 36      | 1                    |
| Josina Machel       | 216               | 1                                | 1              | 11      | 2                    |
| Mshate              | 154               | -                                | -              | 5       | -                    |
| Maringanha          | 79                | 1                                | -              | 4       | -                    |
| Metula              | 3                 | -                                | -              | -       | -                    |
| Muxara              | 44                | -                                | 1              | -       | -                    |
| Natite              | 111               | -                                | 1              | 9       | -                    |
| Pequitteque         | 1,324             | 15                               | 12             | 30      | 5                    |
| Montepuez           | 4,112             | 46                               | 52             | 268     | 15                   |
| Centro de Nacaca    | 559               | 11                               | 14             | 34      | -                    |
| Centro de Nanyopo B | 72                | 1                                | -              | -       | -                    |
| Centro de Ntele     | 841               | 7                                | 11             | 51      | 1                    |
| Centro de Piloto    | 183               | -                                | -              | 16      | -                    |
| Cidade de Montepuez | 2,235             | 26                               | 24             | 160     | 13                   |
| Mapupulo            | 174               | 1                                | 3              | 7       | -                    |
| M'Pupene            | 48                | -                                | -              | -       | -                    |
| Chiure              | 734               | 14                               | 21             | 32      | 7                    |
| Kuphé               | 4                 | -                                | -              | -       | -                    |
| Meriha              | 80                | -                                | 1              | 3       | -                    |
| Micone              | 34                | -                                | -              | 0       | 1                    |
| Misajua             | 231               | 6                                | 10             | 14      | 3                    |
| Nahavara            | 56                | 1                                | 2              | -       | -                    |
| Namissiri           | 13                | -                                | -              | -       | -                    |
| Namuta              | 68                | 2                                | 3              | 5       | -                    |
| Vila de Chiure      | 248               | 5                                | 5              | 10      | 2                    |
| Metuge              | 711               | 9                                | 3              | 8       | 10                   |
| Mieze               | 171               | 1                                | 1              | 4       | 1                    |
| Sede                | 540               | 9                                | 2              | 4       | 9                    |
| Nampula             | 309               | -                                | -              | -       | -                    |
| Cidade de Nampula   | 309               | -                                | -              | -       | -                    |
| Ibo                 | 203               | -                                | 2              | 21      | 1                    |
| Masimo              | 203               | 0                                | 2              | 21      | 1                    |
| Balama              | 117               | 6                                | 5              | 3       | -                    |
| Ingonane            | 28                | 1                                | 1              | -       | -                    |
| Marimba A           | 8                 | -                                | 1              | -       | -                    |
| Marimba B           | 14                | -                                | -              | -       | -                    |
| Ntanta              | 59                | -                                | 1              | 3       | -                    |
| Nhete               | 8                 | 5                                | 2              | 0       | -                    |
| Ancuabe             | 89                | 1                                | 1              | 1       | -                    |
| Nanjua              | 28                | 1                                | -              | -       | -                    |
| Sede                | 61                | -                                | 1              | 1       | -                    |
| Namuno              | 64                | -                                | 1              | -       | 3                    |
| Milipone            | 64                | -                                | 1              | -       | 3                    |
| Grand Total         | 27,913            | 351                              | 419            | 949     | 132                  |

## DISPLACEMENT FLOWS BY DISTRICTS (ARRIVALS)



## DEMOGRAPHIC EVOLUTION PER DAY

