

## Key Findings

Round 35 • January - February 2021



**575,874**  
migrants in Libya

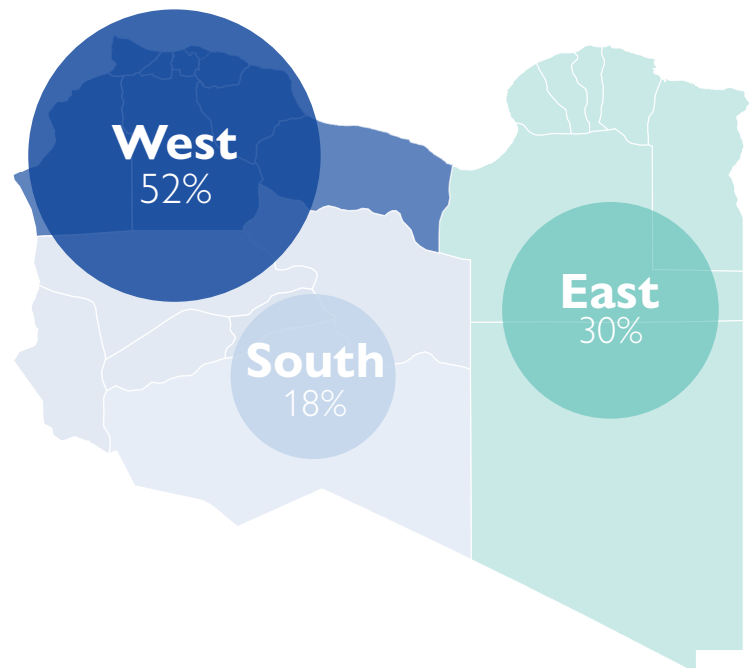


**US\$ 887**  
migration journey cost  
(average per person)

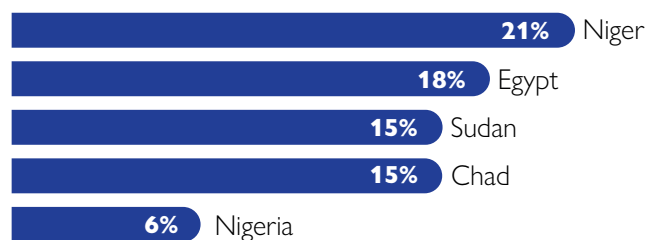


**33%**  
of migrants reported  
that the remittances  
they send home are  
the primary source  
of income for their  
household

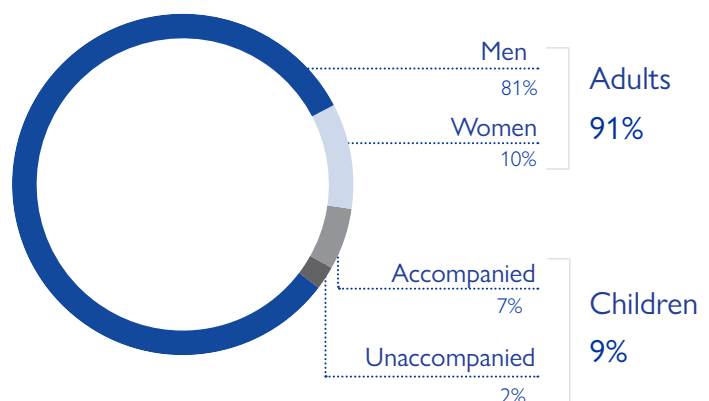
## Distribution of migrants per geographical areas



## Top 5 nationalities



## Demographics



Migrants were present in:

**579 communities**  
(out of 667)

**2,222 Interviews with key informants**

**100 municipalities**  
(out of 100)

**4,166 Interviews with migrants**  
(Flow Monitoring Surveys)