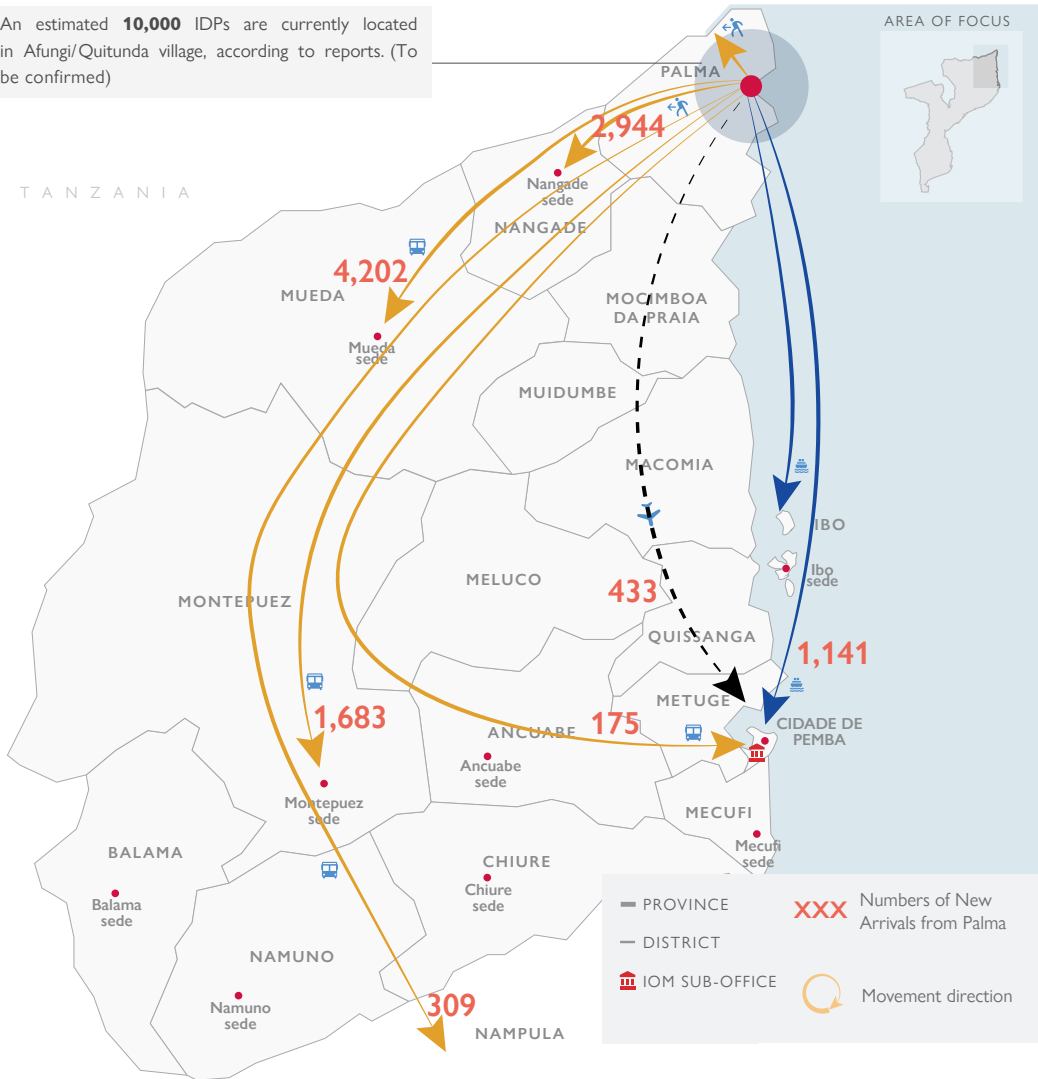


PALMA CRISIS

Following the recent attacks in Palma Sede, DTM teams in Nangade, Mueda, Montpez, and Pemba districts have registered a significant rise in IDP arrivals since 27 March 2021. As of 01 April 2021 17:00h, an estimated number of 9,158 IDPs had been registered arriving by foot, bus, boat and air from Palma to the four districts. People who have been displaced continue to arrive in Nangade on foot and by bus from Nangad'e to Mueda, Montpez, and Pemba.

For live update, [click here](#)

An estimated **10,000** IDPs are currently located in Afungi/Quitunda village, according to reports. (To be confirmed)



KEY FIGURES

9,158

PEOPLE ON THE MOVE DURING THE REPORTING PERIOD

45%

OF THE IDPs REPORTED ARE CHILDREN

48

UNACCOMPANIED/ SEPARATED CHILDREN

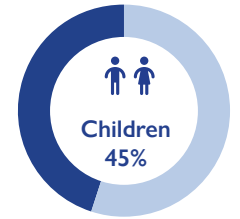
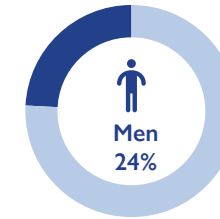
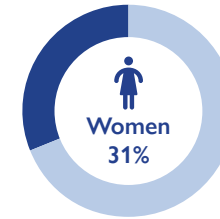
67%

OF THE REPORTED IDPs ARE LIVING WITHIN HOST COMMUNITIES

220

ELDERLY WERE REPORTED, REPRESENTING THE LARGEST VULNERABLE GROUP

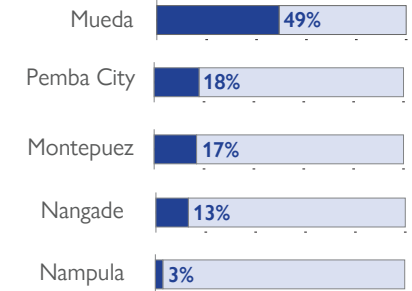
DEMOGRAPHICS



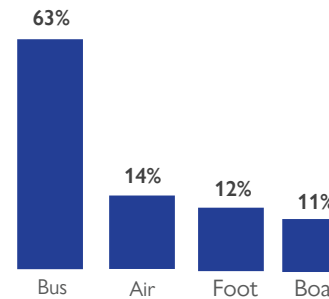
MAIN REPORTED NEEDS



MAIN ARRIVAL DISTRICTS



MEANS OF DISPLACEMENT



REASON OF DISPLACEMENT



ABOUT THE EMERGENCY TRACKING TOOL

The objective of the Emergency Tracking Tool (ETT) is to collect information on large and sudden population movements, and to provide support to the Government and th humanitarian community by disseminating data on IDPs for ensuring effective humanitarian response to the affected population. Emergency tracking teams and enumerators are deployed to Cidade de Pemba, Mueda, Nangade, Montepuez, Ancuabe, Namuno, Balama, Chiure, Ibo and Mecufi districts to collect data on displacement movements on a daily basis.

VULNERABILITY BY LOCALITY OF ARRIVAL

Locality	Total Individuals	Unaccompanied /Separated Children	Pregnant Women	Elderly	Person w/ Disability
Cidade De Pemba	1,775	10	21	32	3
Alto Gingone	433	2	12	10	-
Eduardo Mondlane	55	-	2	1	-
Ingonane	206	-	-	12	-
Mahate	25	-	-	0	-
Maringanha	29	1	-	2	-
Muxara	6	-	1	-	-
Paquitequete	995	7	6	7	3
Montepuez	1,683	9	16	106	-
Centro de Nacaca	242	5	1	14	-
Cidade de Montepuez	674	3	8	49	-
Mapupulo	695	0	7	43	-
M'Pupene	72	1	-	-	-
Mueda	4,202	5	34	51	4
Lilondo	209	-	2	3	-
Maimio	57	-	-	-	-
Maputo	51	-	1	3	-
Mbavala	423	2	6	8	-
Mpeme	965	-	2	11	-
Rovuma 2	196	-	1	1	-
Vila de Mueda	2,301	3	22	25	4
Nangade	1,215	22	13	31	9
Sede	1,215	22	13	31	9
Cidade De Nampula	309	-	-	-	-
Cidade De Nampula	309	-	-	-	-
Grand Total	9,158	48	84	220	16

DISPLACEMENT FLOWS BY DISTRICTS (ARRIVALS)

