

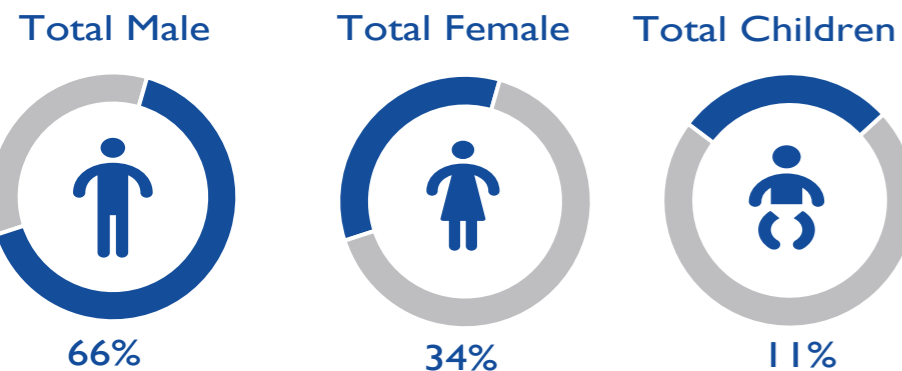
OVERVIEW

In February 2021, a total of **17,216** movements were observed across Ethiopia's five flow monitoring points (FMPs). This represents a **10% increase** in daily average movement in comparison with January 2021 when an average of 559 movements per day were observed. It should be noted that data collection at Humera Flow Monitoring Point in Tigray region could not take place due to security and access constraints, thus affecting the total number of movements for the month.

Following the steady increase in movements, outgoing movements during February have continued to be significantly higher (77%) than incoming movements (23%). The percentage of outgoing versus incoming movements have climbed above the proportions observed before the first COVID-19 case was confirmed in Ethiopia. A total of **13,217** outgoing movements were observed of which 5,709 (43%) were going towards the Kingdom of Saudi Arabia, 2,234 (17%) travelling towards Kenya, 2,177 (16%) were going to Djibouti, 776 (6%) to South Africa and 728 (6%) intended to head to Yemen.

On the other hand, **3,999** incoming movements were observed, of which 2,662 (67%) had originated from Sudan, while 725 (18%) and 446 (11%) came from Djibouti and Kenya respectively. Almost all of these were Ethiopian nationals who were likely returning home. The number of incoming movements into Ethiopia from Sudan has increased since the outbreak of the Northern Ethiopia Crisis from 1,879 inflow movements in November 2020 to 2,022 inflows movements in December, to 2,643 inflow movements in January, and to 2,662 inflows movements in February 2021.

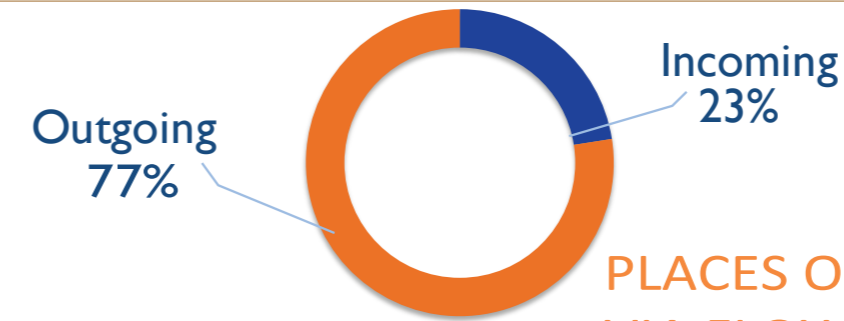
DEMOGRAPHICS



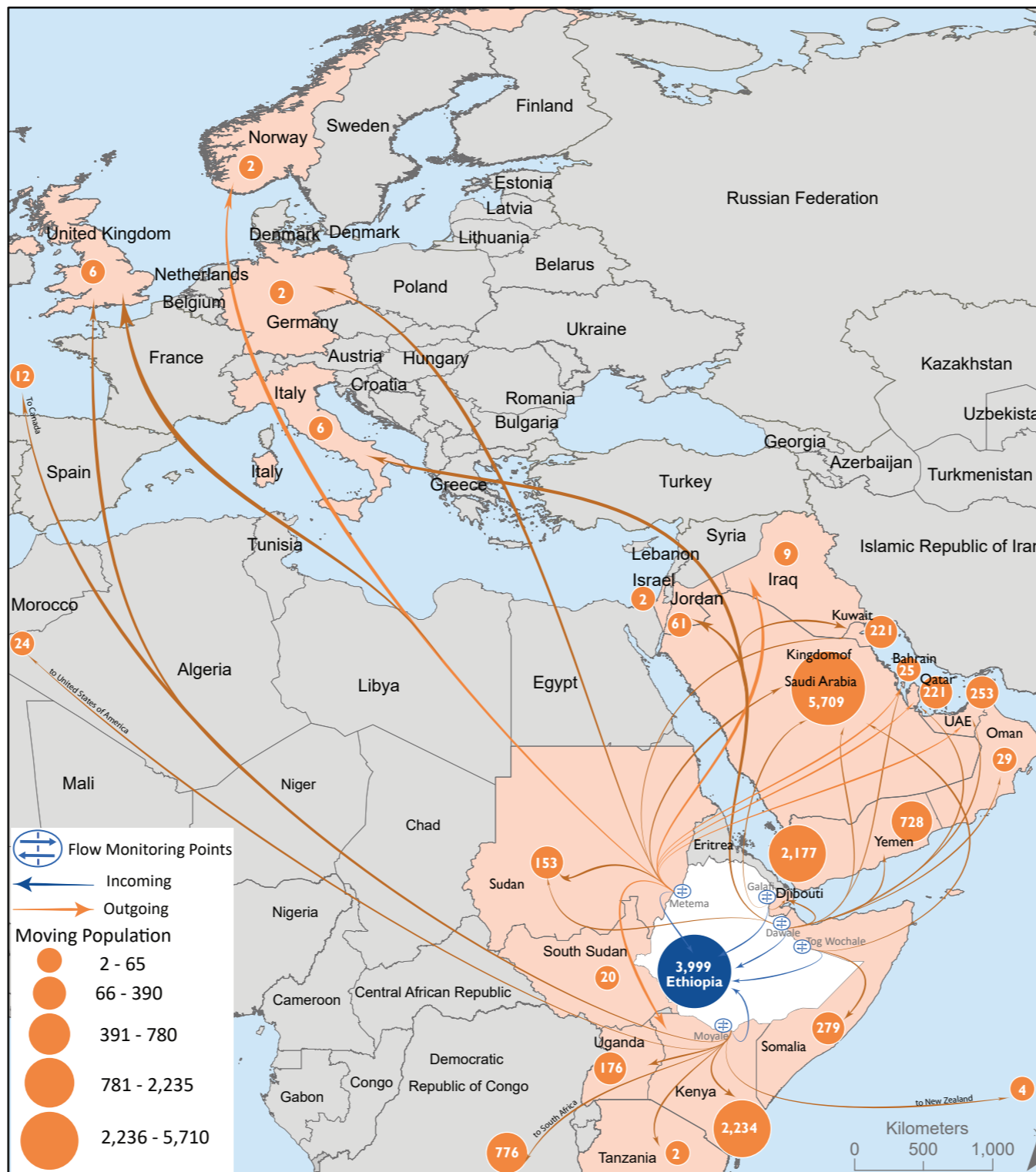
VULNERABILITY PROFILE

2.4%	Children Under 5 years
1.3%	Male Unaccompanied Children
1.3%	Lactating Mothers
1.0%	Female Unaccompanied Children
0.7%	Pregnant Females
0.4%	Persons with disability
0.1%	Elderly in need of care (60+)

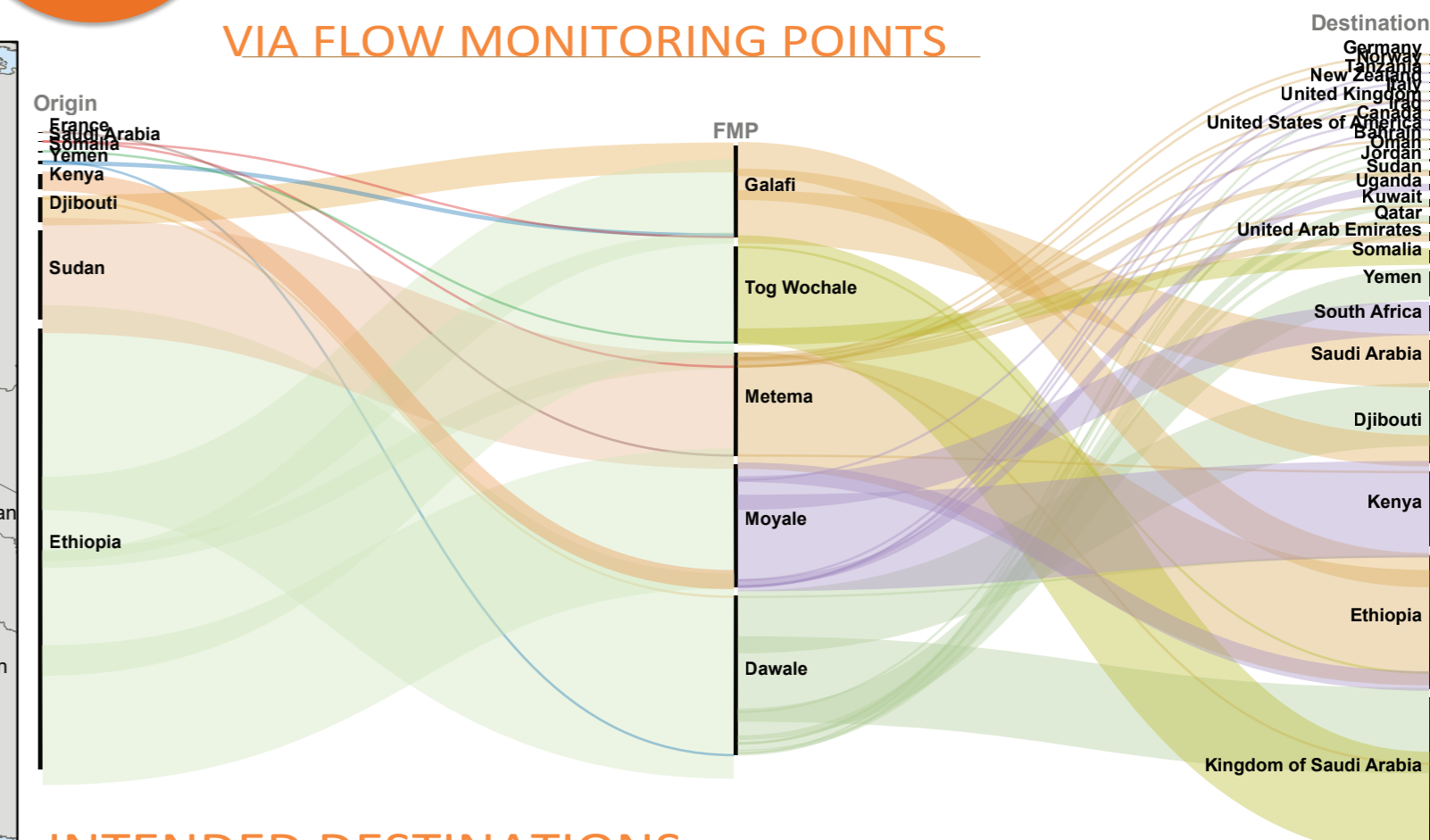
KEY FIGURES



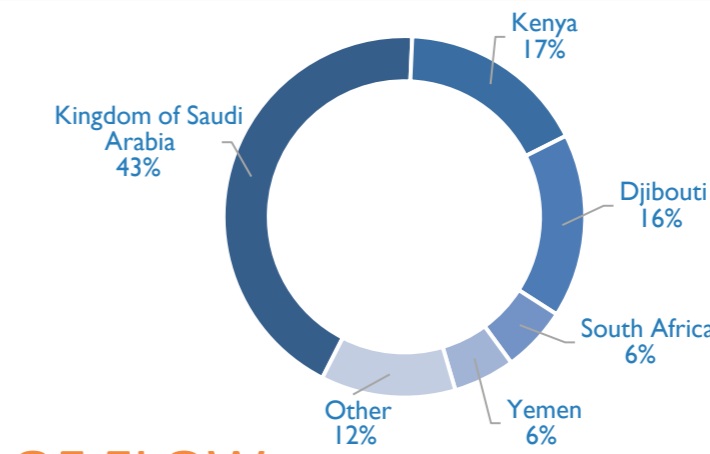
MOVEMENT ILLUSTRATION



PLACES OF ORIGIN AND INTENDED DESTINATIONS VIA FLOW MONITORING POINTS

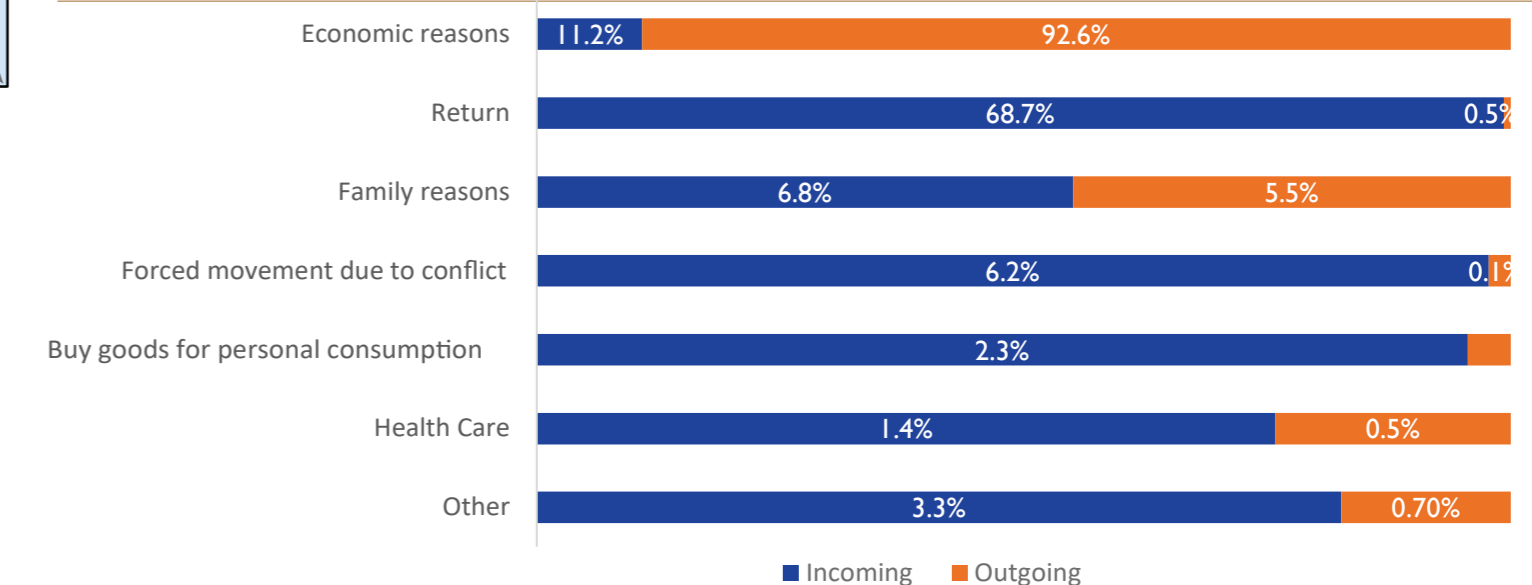


INTENDED DESTINATIONS

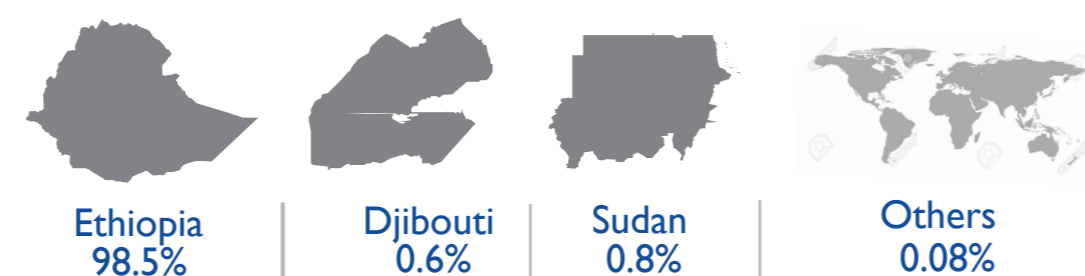


**Please note that figures from Yemen and the Kingdom of Saudi Arabia should be interpreted jointly as movement to KSA often passes through Yemen.

TYPE OF FLOW



NATIONALITIES OF PEOPLE ON THE MOVE



*Data collected at Humera Flow Monitoring Point in Tigray region could not be included due to security and access constraints.

Disclaimer: This map is for illustration purposes only. Names and boundaries on this map do not imply official endorsement or acceptance by IOM. DATA SOURCES: DTM, OCHA, ESRI, UNDP