

Household:
341



Individuals:
1,580



Movement Type:
Spontaneous

Movement Trigger:
Fear of attack

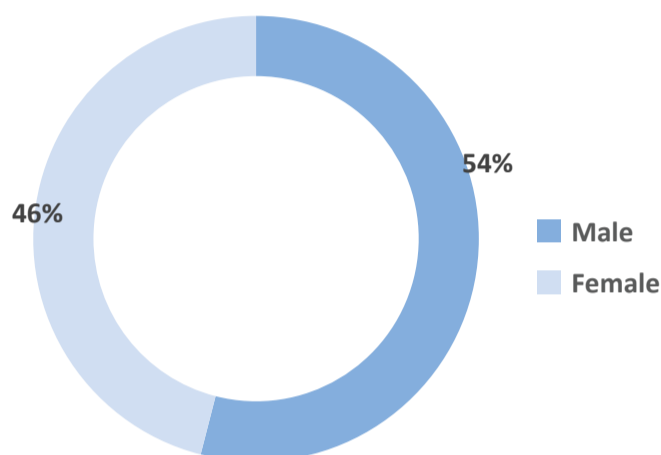
OVERVIEW

The lingering conflict in Nigeria's North East Zone has been the major cause of widespread population displacement. Over 2 million persons have been forced to leave their areas of residence in search of safety and security in neighbouring Wards and LGAs.

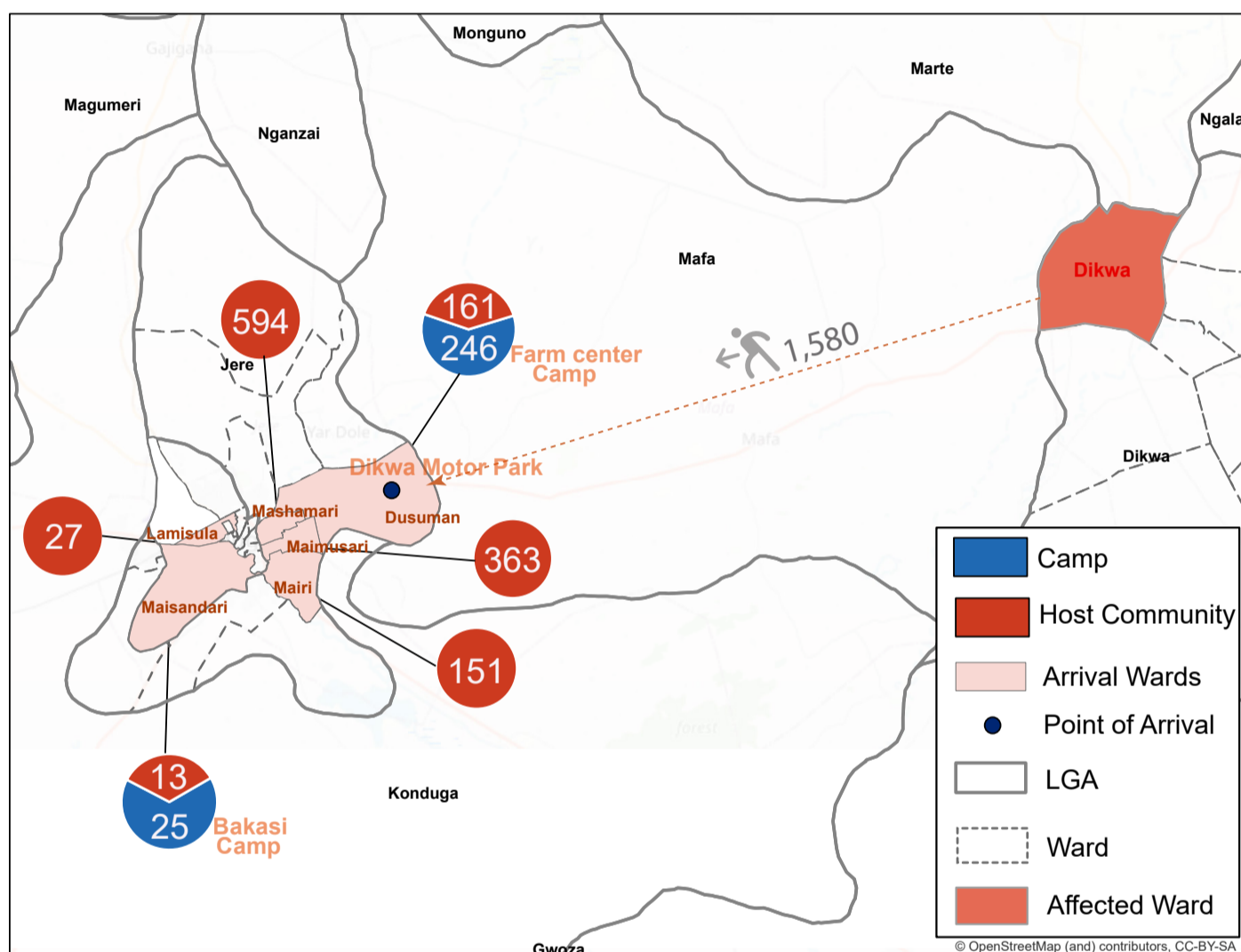
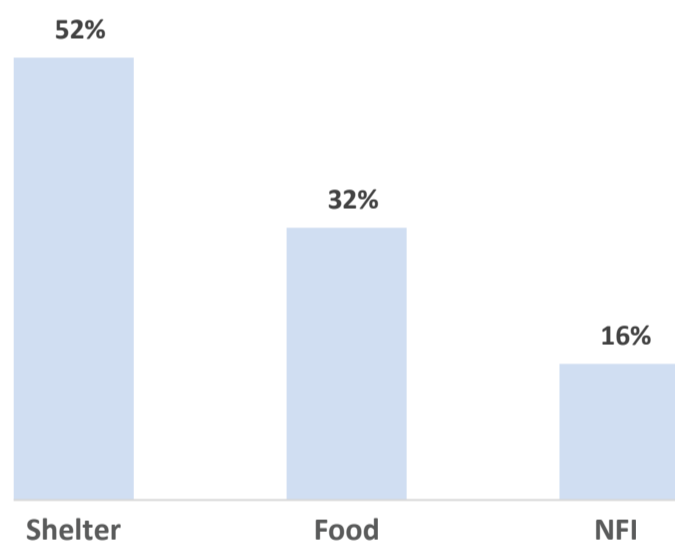
On 01 and 02 March 2021, a Non-State Armed Group (NSAG) carried out an attack in Dikwa LGA, leading to a substantial wave of population displacement. More than a week after the attack, former residents continue to seek refuge in other parts of Borno State. Following the attack, multiple flow monitoring assessments were conducted by DTM field staff with the purpose of informing the humanitarian community and government partners, and enabling targeted response. Flash reports utilise direct observation and a broad network of key informants to gather representative data and collect information on the number, profile and immediate needs of the affected population.

Between 09 - 15 March 2021, a total of 1,580 individuals arrived at Dikwa Motor Park (Dusuman Ward in Jere LGA) from various camps and communities in Dikwa LGA. As presented on the map below, their intended destinations were locations in the LGAs Jere and Maiduguri M.C. in Borno State.

GENDER (FIG. 1)



MOST NEEDED ASSISTANCE (FIG. 2)



The map is for illustration purposes only. The depiction and use of boundaries, geographic names and related data shown are not warranted to be error free nor do they imply judgment on the legal status of any territory, or any endorsement or acceptance of such boundaries by IOM.

DESTINATION LOCATIONS (TABLE 1)

Destination Ward	Number of Household	Number of Individuals
Dusuman	86	407
Lamisula	5	27
Maimusari	75	363
Mairi	31	151
Maisandari	9	38
Mashamari	135	594

AGE CLASSIFICATION (TABLE 2)

Age Classification	Male	Female	Total	Percentage
<1y	63	43	106	6.7%
1-5y	135	99	234	14.8%
6-17y	215	200	415	26.3%
18-59y	374	314	688	43.5%
60+y	71	66	137	8.7%
Grand Total	858	722	1,580	100%

"When quoting, paraphrasing, or in any other way using the information mentioned in this report, the source needs to be stated appropriately as follows: "Source: Displacement Tracking Matrix (DTM) of the International Organization for Migration (IOM), March 2021.""