



Affected Population:
6,873 Individuals



Damaged Shelters:
317 Block shelters



Casualties:
184 Individuals

Movement Trigger:
Armed attacks

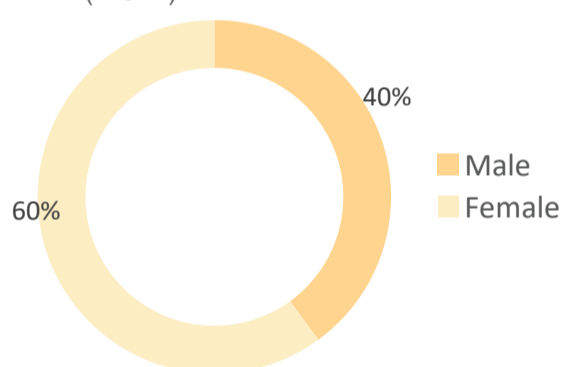
OVERVIEW

Nigeria's North Central and North West Zones are afflicted with a multidimensional crisis that is rooted in long-standing tensions between ethnic and religious groups and involves attacks by criminal groups and banditry/hirabah (such as kidnapping and grand larceny along major highways). The crisis has accelerated during the past years because of the intensification of attacks and has resulted in widespread displacement across the region.

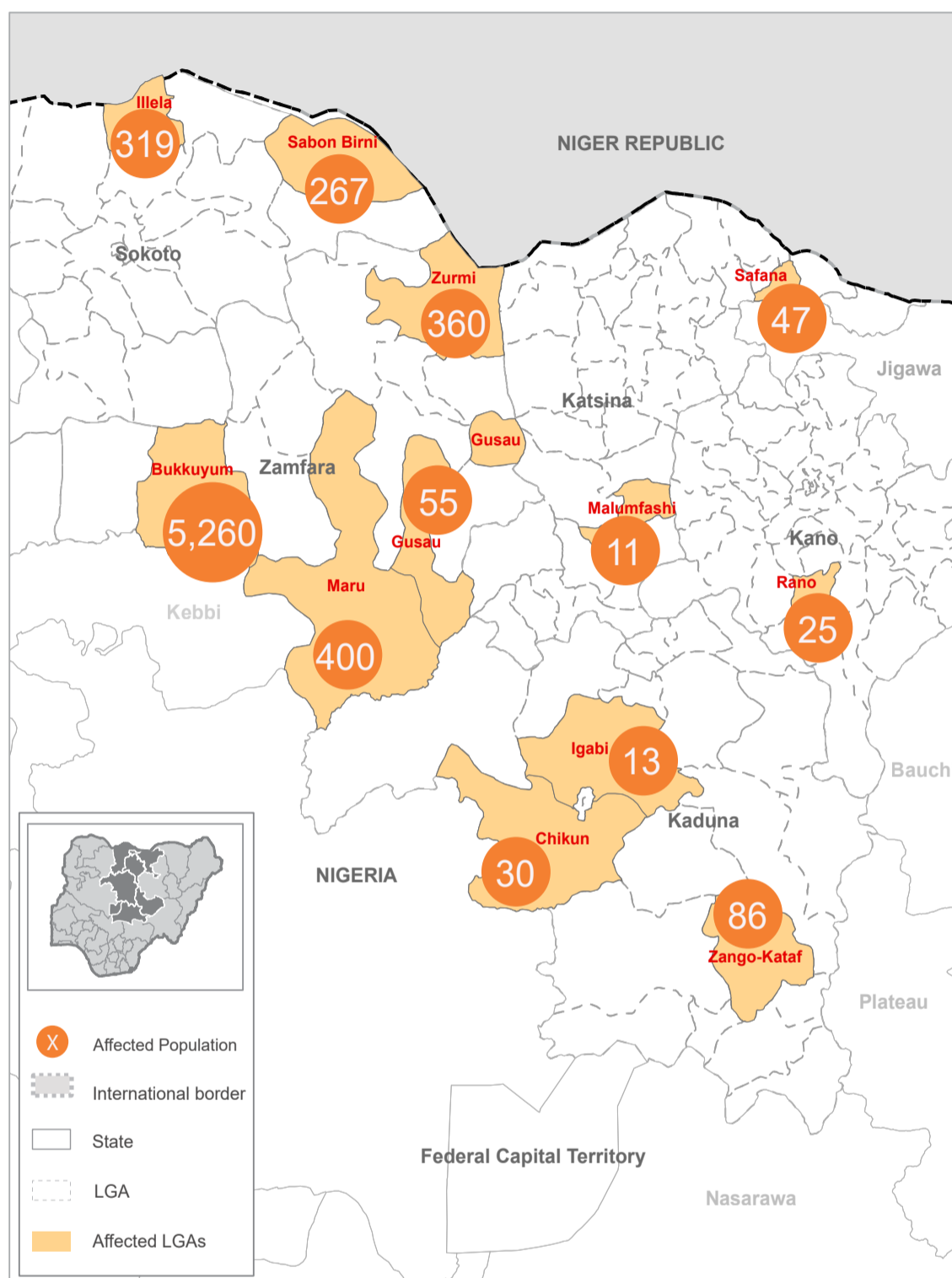
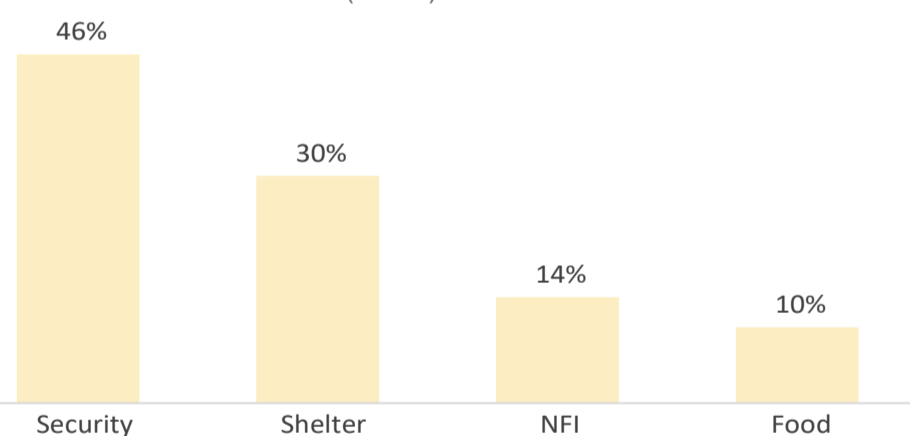
Between 01 and 07 February, armed clashes between herdsmen and farmers, bandits and local communities have led to a fresh wave of population displacement. Following these events, a rapid assessment was conducted by DTM (Displacement Tracking Matrix) field staff with the purpose of informing the humanitarian community and government partners, and enable targeted response. Flash reports utilise direct observation and a broad network of key informants to gather representative data and collect information on the number, profile and immediate needs of affected populations.

Latest attacks affected 6,873 individuals, including 119 injuries and 184 fatalities, in Chikun, Zango Kataf and Igabi LGAs of Kaduna State, Sabon Birni and Illela LGAs of Sokoto State, Rano LGA of Kano State, Malumfashi and Safana LGAs of Katsina State and Maru, Bukkuyum, Zurmi and Gusau LGA of Zamfara State. The attacks caused people to flee to neighbouring localities.

GENDER (FIG. 1)



MOST NEEDED ASSISTANCE (FIG. 2)



The map is for illustration purposes only. The depiction and use of boundaries, geographic names and related data shown are not warranted to be error free nor do they imply judgment on the legal status of any territory, or any endorsement or acceptance of such boundaries by IOM.

AFFECTED POPULATION (TABLE 1)

State	LGA	Cause of Incident	Number of Affected Household	Number of Affected Individuals	Number of Casualties	Male	Female	Children	Number of Damaged Shelters
Kaduna	Chikun	Attacks	12	30	0	17	13	8	0
Kaduna	Igabi	Attacks	1	13	0	8	5	1	0
Kaduna	Zango Kataf	Attacks	18	86	10	40	46	23	17
Kano	Rano	Attacks	5	25	10	10	15	7	0
Katsina	Malumfashi	Attacks	1	11	1	6	5	4	0
Katsina	Safana	Attacks	5	47	0	19	28	12	0
Sokoto	Illela	Attacks	64	319	30	138	181	113	0
Sokoto	Sabon Birni	Attacks	75	267	11	109	158	90	0
Zamfara	Bukkuyum	Attacks	618	5,260	71	2,050	3,210	1,315	0
Zamfara	Gusau	Attacks	5	55	5	22	36	13	0
Zamfara	Maru	Attacks	58	400	39	158	242	100	300
Zamfara	Zurmi	Attacks	45	360	7	142	218	90	0
Grand Total			907	6,873	184	2,719	4,157	1,776	317

"When quoting, paraphrasing, or in any other way using the information mentioned in this report, the source needs to be stated appropriately as follows: "Source: Displacement Tracking Matrix (DTM) of the International Organization for Migration (IOM), March 2021.""