



Affected Population:
2,220 Individuals



Damaged Shelters:
48 Block shelters



Casualties:
114 Individuals

Movement Trigger:
Armed attacks

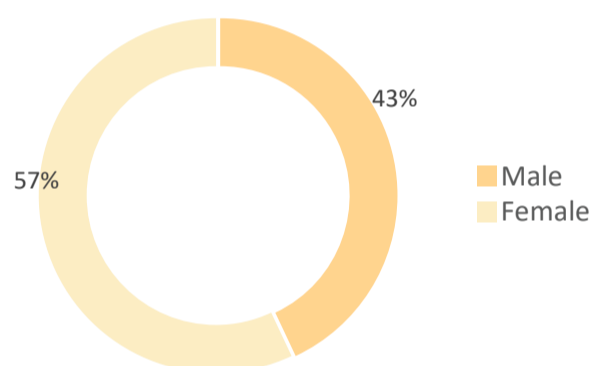
OVERVIEW

Nigeria's North Central and North West Zones are afflicted with a multidimensional crisis that is rooted in long-standing tensions between ethnic and religious groups and involves attacks by criminal groups and banditry/hirabah (such as kidnapping and grand larceny along major highways). The crisis has accelerated during the past years because of the intensification of attacks and has resulted in widespread displacement across the region.

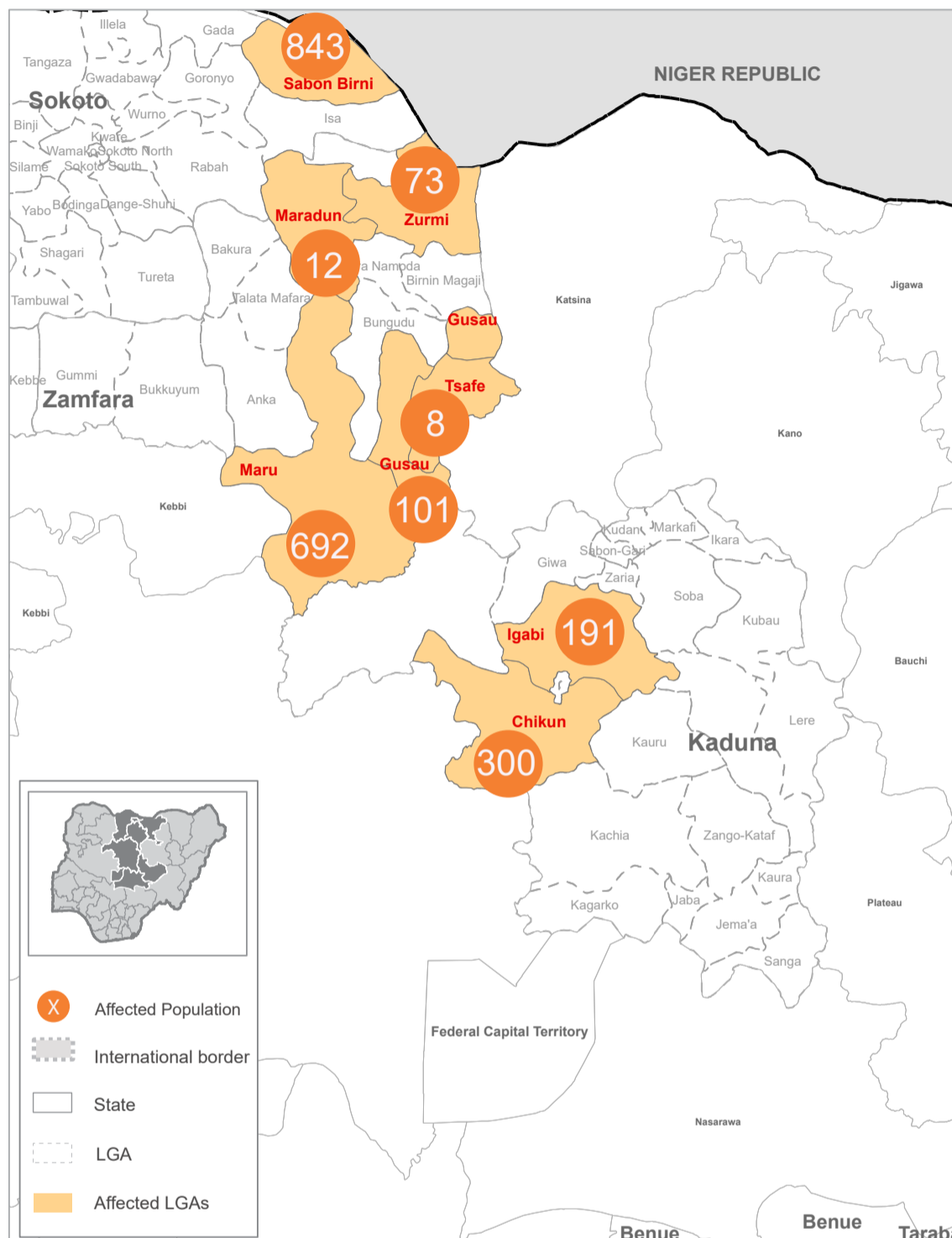
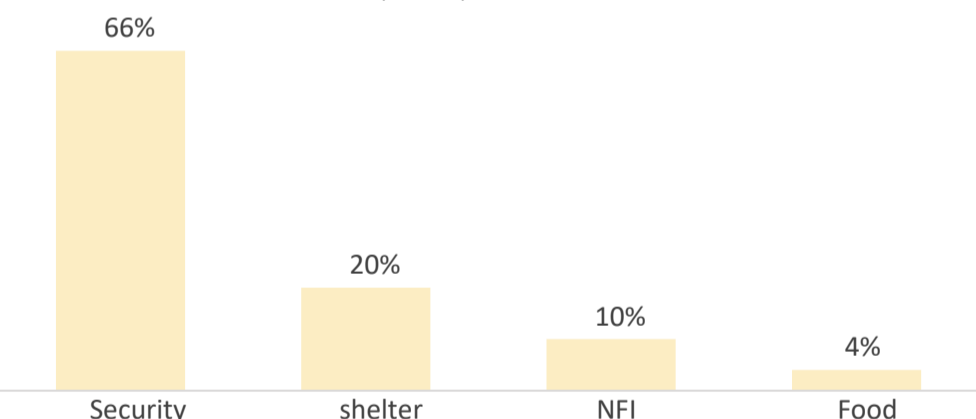
Between 22 and 28 February, armed clashes between herdsmen and farmers, and bandits and local communities have led to a fresh wave of population displacement. Following these events, a rapid assessment was conducted by DTM (Displacement Tracking Matrix) field staff with the purpose of informing the humanitarian community and government partners, and enable targeted response. Flash reports utilise direct observation and a broad network of key informants to gather representative data and collect information on the number, profile and immediate needs of affected populations.

Latest attacks affected 2,220 individuals, including 53 injuries and 61 fatalities, in Chikun and Igabi LGAs of Kaduna State, Sabon Birni LGA of Sokoto State and Maru, Maradun, Tsafe, Zurmi, Gusau LGA of Zamfara State. The attacks caused people to flee to neighbouring localities.

GENDER (FIG. 1)



MOST NEEDED ASSISTANCE (FIG. 2)



The map is for illustration purposes only. The depiction and use of boundaries, geographic names and related data shown are not warranted to be error free nor do they imply judgment on the legal status of any territory, or any endorsement or acceptance of such boundaries by IOM.

AFFECTED POPULATION (TABLE 1)

State	LGA	Cause of Incidence	Number of Affected Household	Number of Affected Individuals	Number of casualties	Male	Female	Children	Number of Damaged Shelters
Kaduna	Chikun	Attacks	51	300	12	147	153	67	11
Kaduna	Igabi	Attacks	35	191	7	89	102	43	37
Sokoto	Sabon Birni	Attacks	233	843	10	358	485	207	0
Zamfara	Gusau	Attacks	13	101	4	39	62	25	0
Zamfara	Maradun	Attacks	1	12	3	5	7	3	0
Zamfara	Maru	Attacks	89	692	75	272	420	133	0
Zamfara	Tsafe	Attacks	1	8	3	4	4	2	0
Zamfara	Zurmi	Attacks	8	73	0	31	42	19	0
Grand Total			431	2,220	114	945	1,275	499	48

"When quoting, paraphrasing, or in any other way using the information mentioned in this report, the source needs to be stated appropriately as follows: "Source: Displacement Tracking Matrix (DTM) of the International Organization for Migration (IOM), March 2021.""