

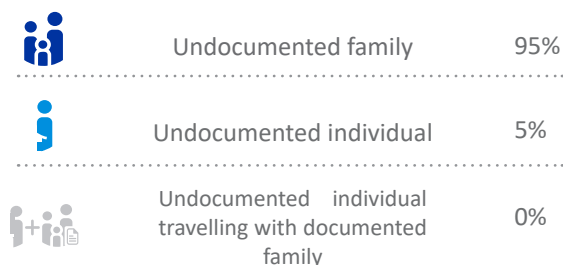
OVERVIEW

IOM Pakistan collects data on the outflows of undocumented Afghan migrants at the Torkham and Chaman border crossing points in an effort to better understand the migration movements of undocumented Afghan migrants returning to Afghanistan from Pakistan. This report is part of the European Union funded project "Displacement Tracking Matrix Regional Evidence for Migration Analysis and Policy (DTM REMAP)". Key findings during this reporting period are:

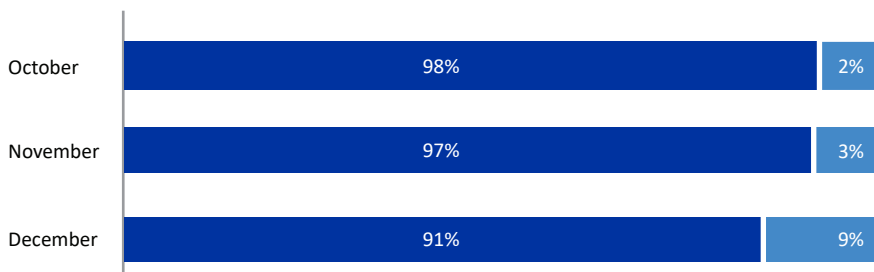
- From October to December 2020, 1,602 undocumented Afghan migrants returned to Afghanistan, including 1,125 through the Chaman border point and 477 through the Torkham border point.
- Border authorities facilitated the return of 303 individuals due to the lack of legal documentation to remain in Pakistan. Information concerning these 303 individuals is not included in the report analysis.
- The average family size of returnees was 10 individuals and 12% of all returnees recorded during the reporting period were categorized as vulnerable persons.
- All returnees were carrying household items, personal belongings and cash when surveyed. They also traveled with additional items, such as productive assets (80%), transportation vehicles (14%) and livestock (8%).*
- The top 3 challenges returnees expected to face in Afghanistan were: arranging livelihood (26%), settling into a new city (25%) and finding better income opportunities (25%).

1,602 UNDOCUMENTED AFGHAN RETURNEES THROUGH TORKHAM AND CHAMAN BETWEEN OCTOBER AND DECEMBER 2020

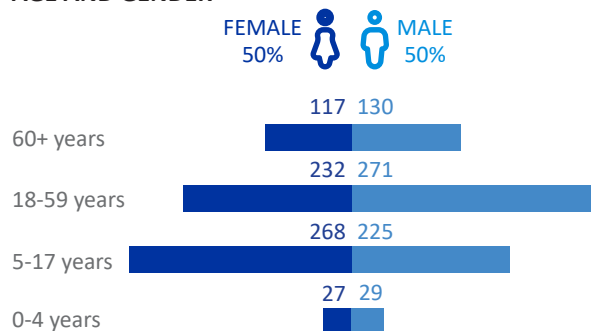
DISTRIBUTION OF UNDOCUMENTED RETURNEES



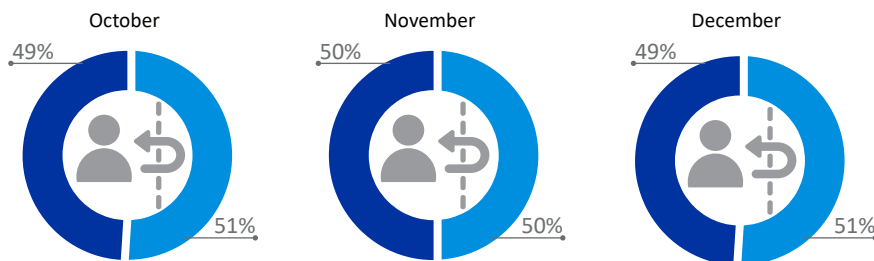
DOCUMENTATION STATUS BY MONTH



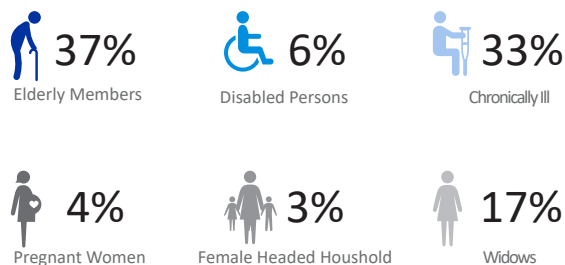
AGE AND GENDER



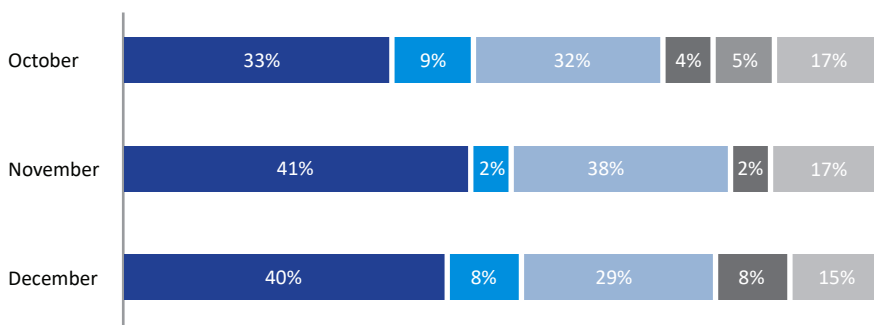
GENDER DISTRIBUTION BY MONTH



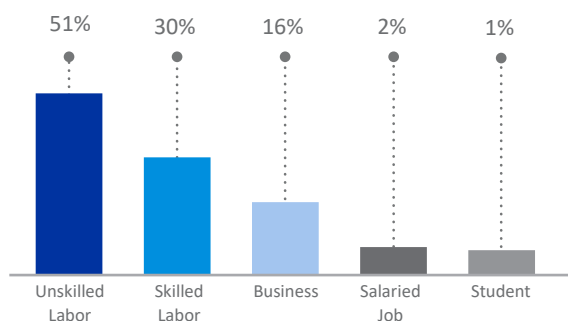
TYPE OF VULNERABILITY



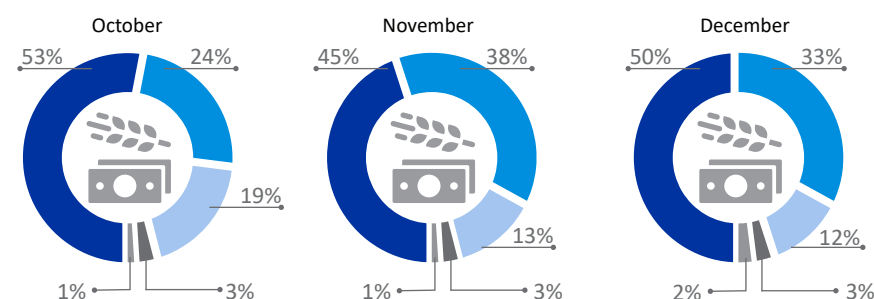
VULNERABILITIES BY MONTH



MAIN OCCUPATION IN PAKISTAN



OCCUPATION STATUS BY MONTH



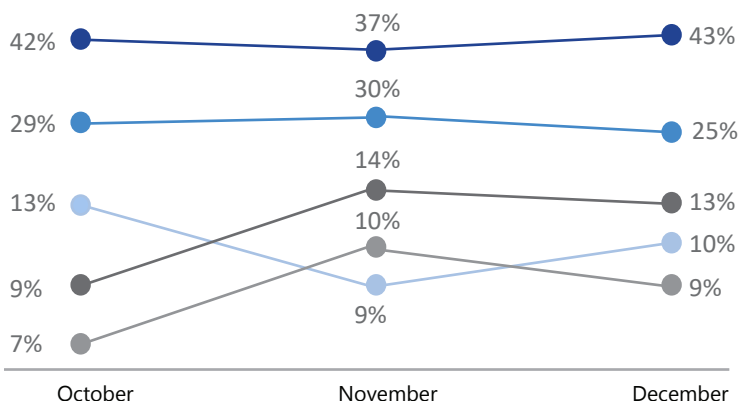
* Multiple answers were possible, so totals may not add up to 100%

QUARTERLY FLOW MONITORING REPORT: SPONTANEOUS RETURN OF UNDOCUMENTED AFGHAN MIGRANTS FROM PAKISTAN (OCTOBER - DECEMBER 2020)

PUSH FACTORS



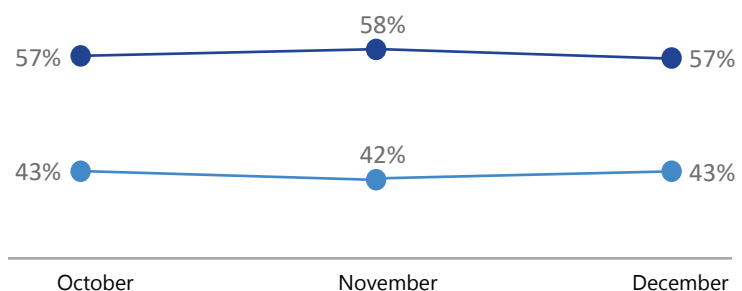
MONTHLY TREND



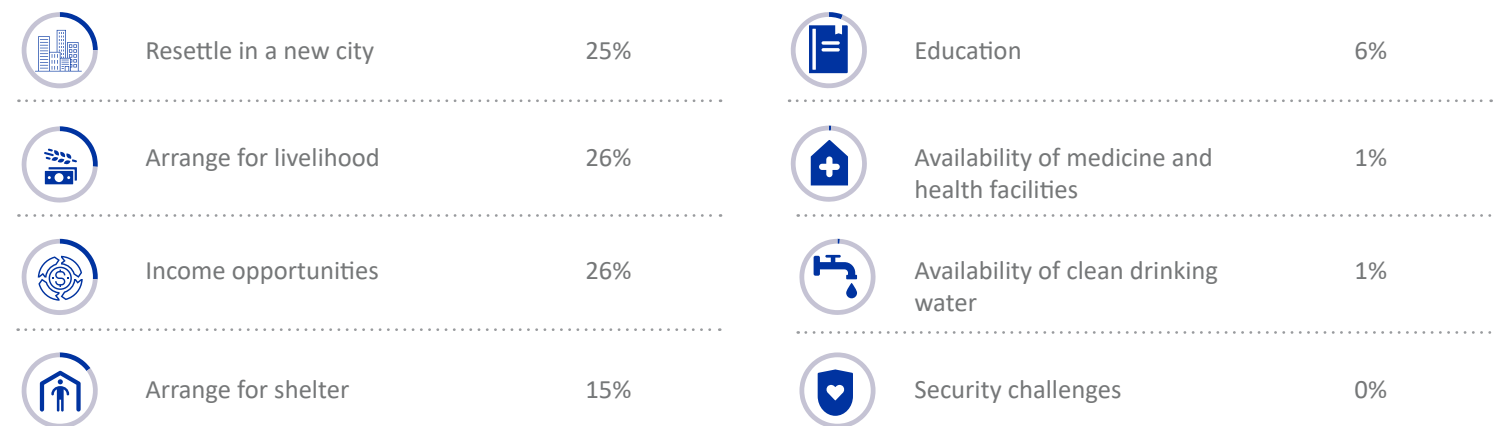
PULL FACTORS



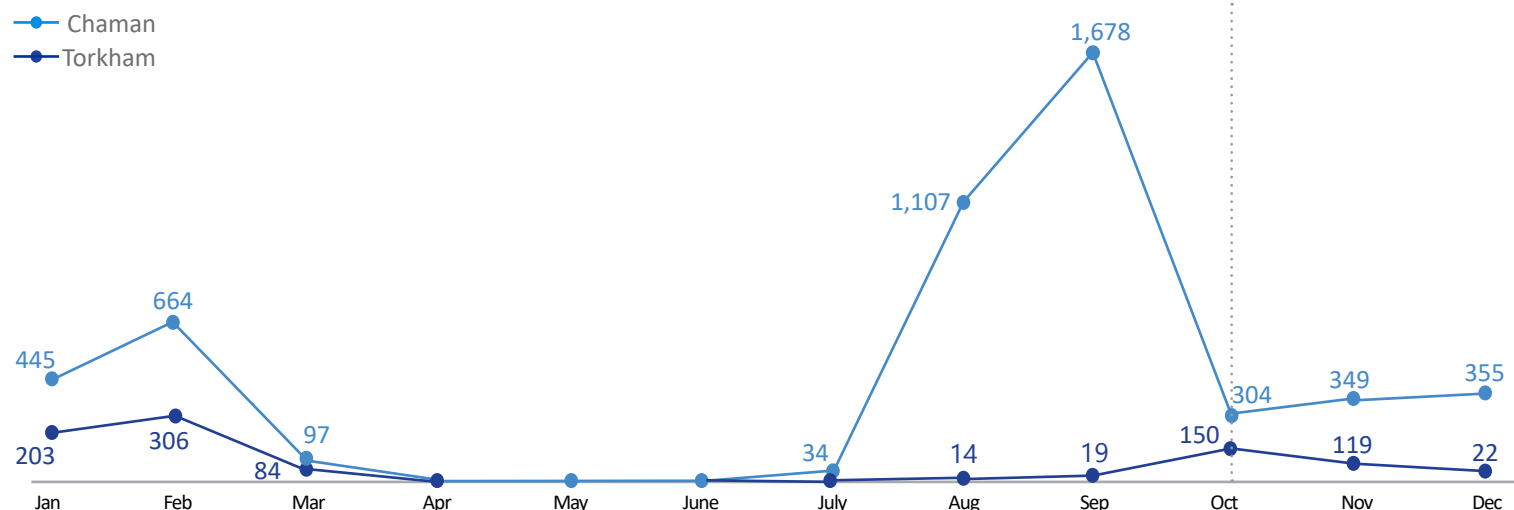
MONTHLY TREND



FORESEEN CHALLENGES OF RETURNEES



2020 RETURN TREND



REPORTING PERIOD

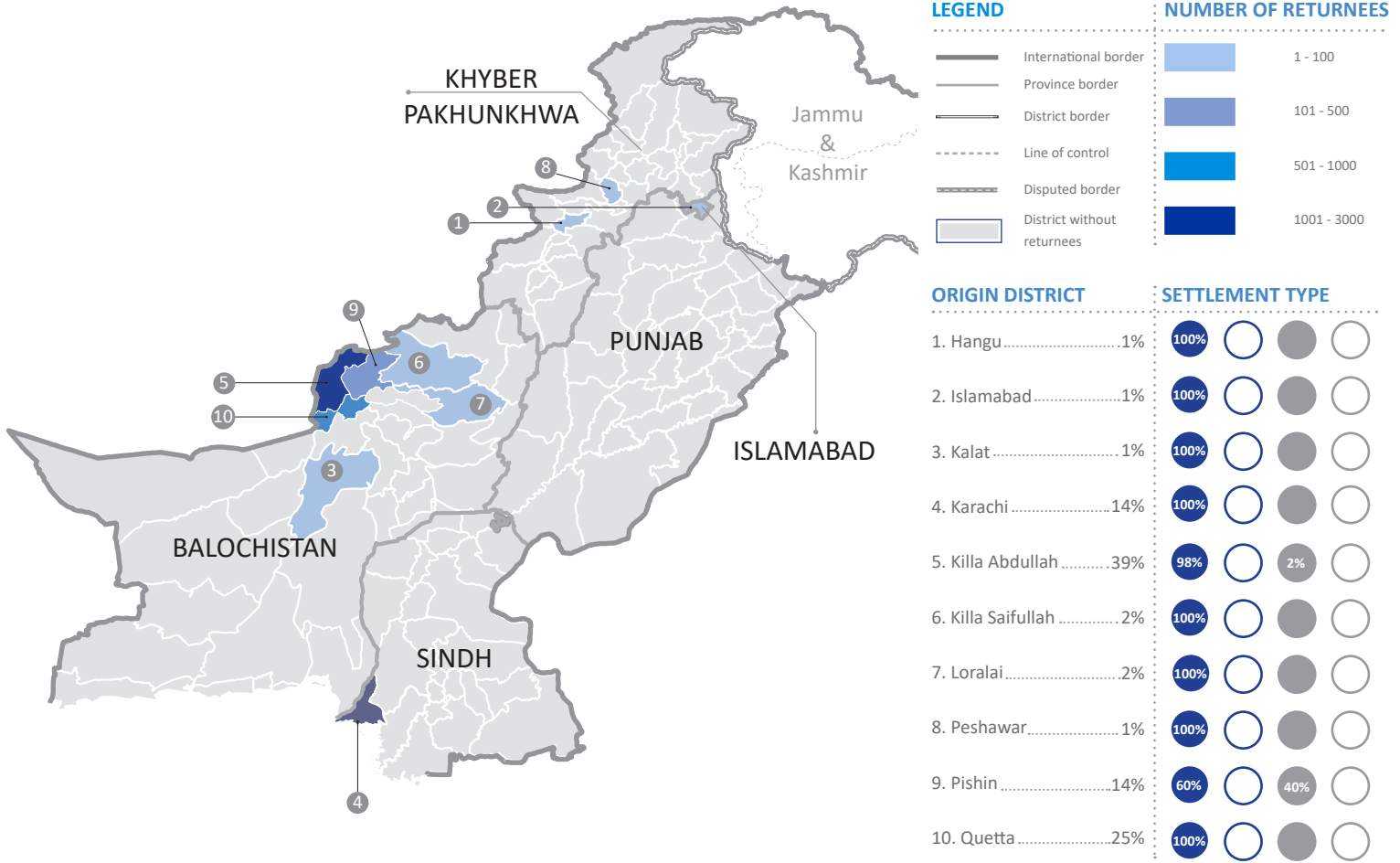
Note: The Torkham border point has been partially closed since 1 November 2020. The figures represented on the timeline for November and December 2020 include a data compilation effort between IOM Pakistan and IOM Afghanistan.

QUARTERLY FLOW MONITORING REPORT: SPONTANEOUS RETURN OF UNDOCUMENTED AFGHAN MIGRANTS FROM PAKISTAN (OCTOBER - DECEMBER 2020)

SETTLEMENT TYPE LEGEND

- Rented house
- Spontaneous settlement in Pakistan
- Camp
- Living with relatives

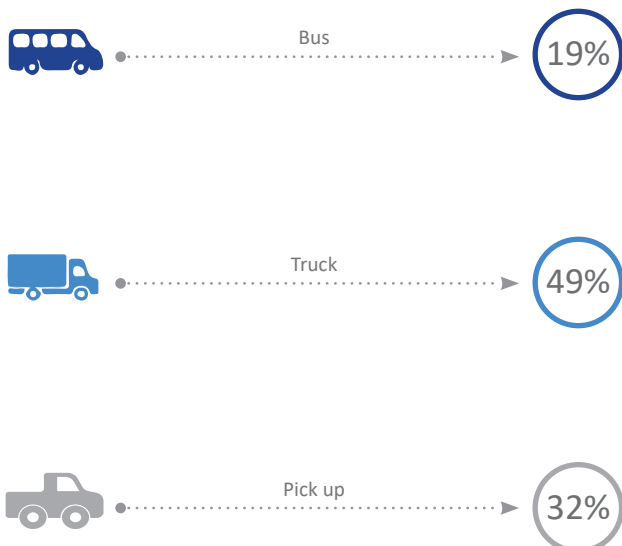
DISTRICTS OF ORIGIN IN PAKISTAN OF RETURNEES



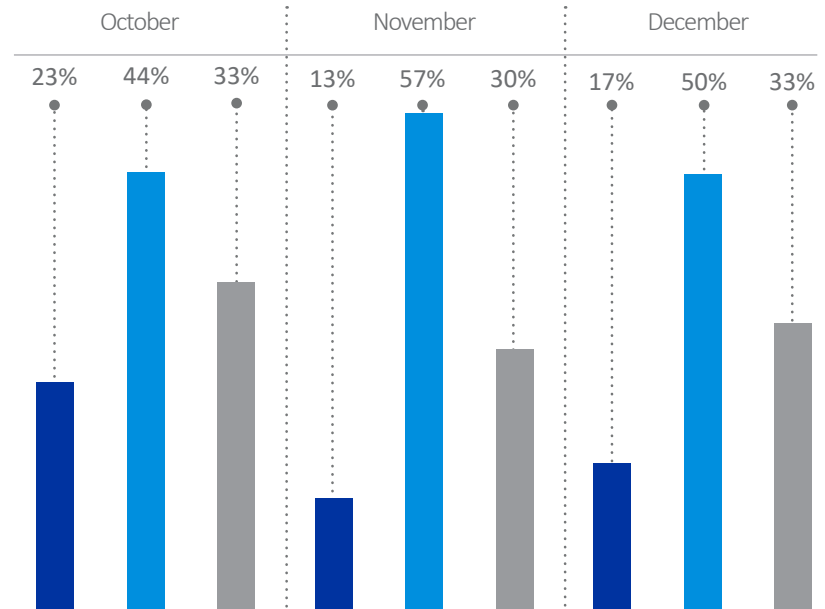
Disclaimer:
Dotted line represents approximately the line of control in Jammu and Kashmir agreed upon by India and Pakistan. The final status of Jammu and Kashmir has not yet been agreed upon by the parties. The designations employed and the presentation of material on this map do not imply the expression of any opinion whatsoever on the part of IOM or United Nations concerning the legal status of any country, territory, city or area or of its authorities, or concerning the delimitation of its frontiers or boundaries.

TRANSPORTATION TYPE

Average type of vehicle between October and December




TRANSPORTATION TYPE BY MONTH

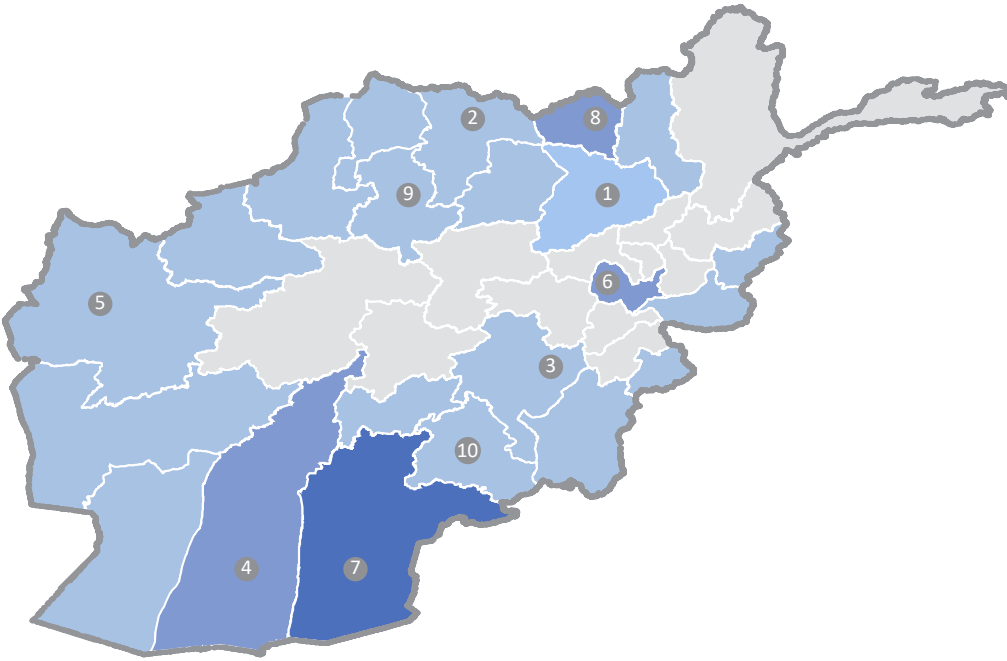


QUARTERLY FLOW MONITORING REPORT: SPONTANEOUS RETURN OF UNDOCUMENTED AFGHAN MIGRANTS FROM PAKISTAN (OCTOBER - DECEMBER 2020)

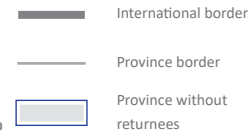
SETTLEMENT TYPE LEGEND



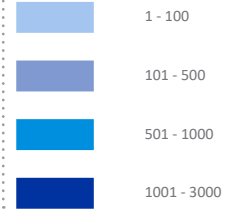
PROVINCE OF INTENDED RETURN



LEGEND



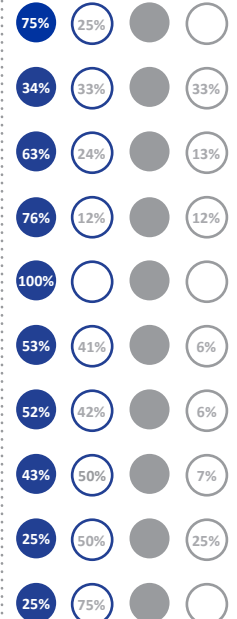
NUMBER OF RETURNEES



INTENDED PROVINCE

Province	Percentage
1. Baghlan	2%
2. Balkh	1%
3. Ghazni	2%
4. Hilmand	7%
5. Hirat	2%
6. Kabul	5%
7. Kandahar	65%
8. Kunduz	6%
9. Sar-e-pul	1%
10. Zabul	3%

SETTLEMENT TYPE

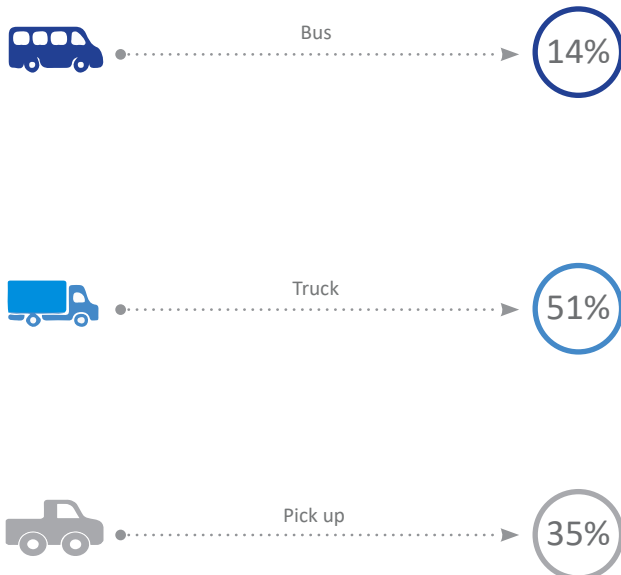


Note:
This map and the following legend focus on the **top 10** provinces of intended return in Afghanistan only.

Disclaimer:
The designations employed and the presentation of material throughout the report do not imply the expression of any opinion whatsoever on the part of IOM concerning the legal status of any country, territory, city or area, or of its authorities, or concerning its frontiers or boundaries.

TRANSPORTATION TYPE

Average type of vehicle between October and December



TRANSPORTATION TYPE BY MONTH

