

8,341 Total movements observed at all FMPs

1,037 Movements observed at Obock

4,585 Entries from Djibouti's western borders

1,558 Arrivals from Yemen (*)

OVERVIEW

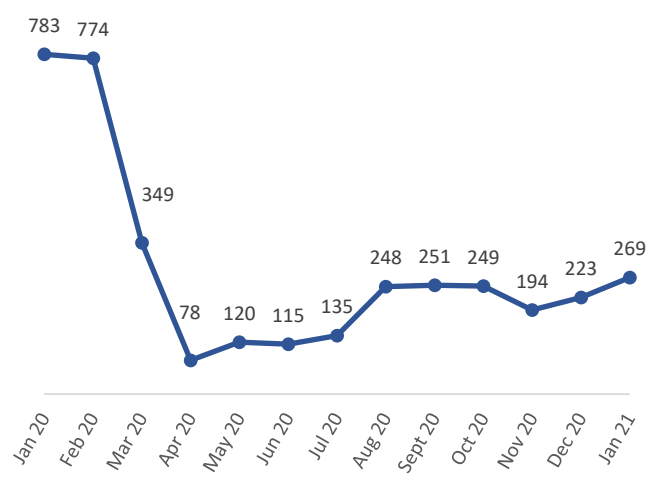
During the month of January 2021, 8,341 movements were observed at flow monitoring points in Djibouti representing a daily average of 269 movements. This is a 21% increase from the 223 average daily movements observed in December 2020.

Of these 8,341 movements, 12% were observed at Obock. This coastal region of Djibouti is used by migrants traveling to the Arab Peninsula, crossing the Gulf of Aden on boats along the Eastern Route.

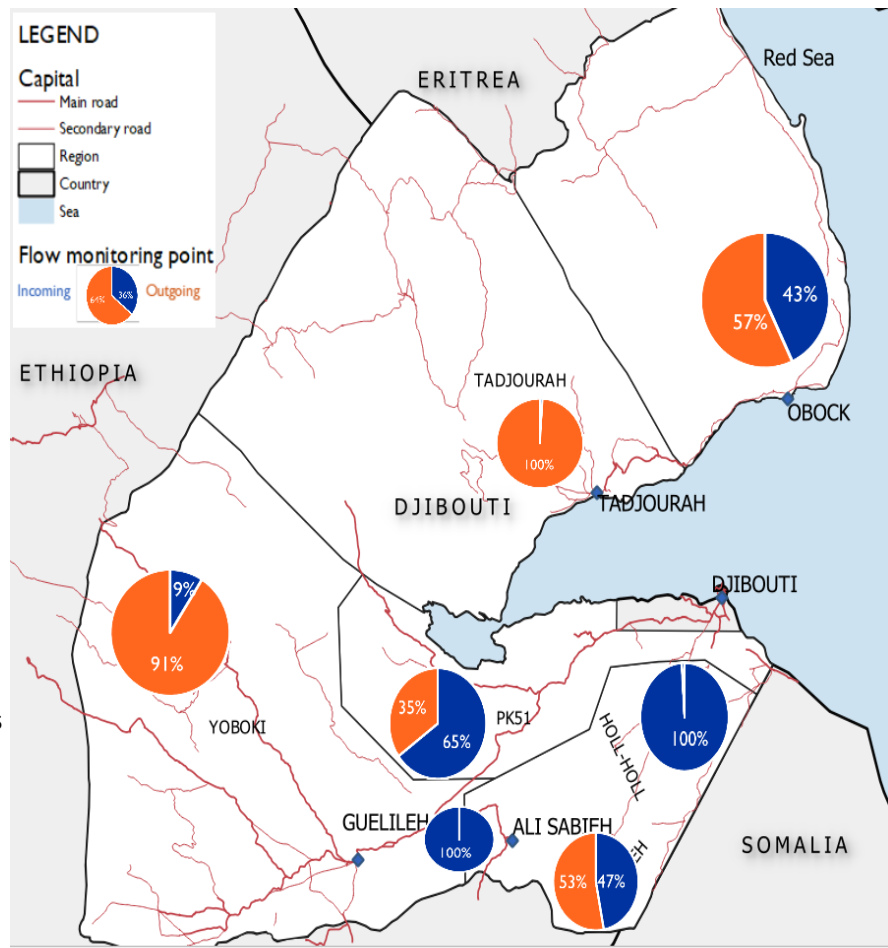
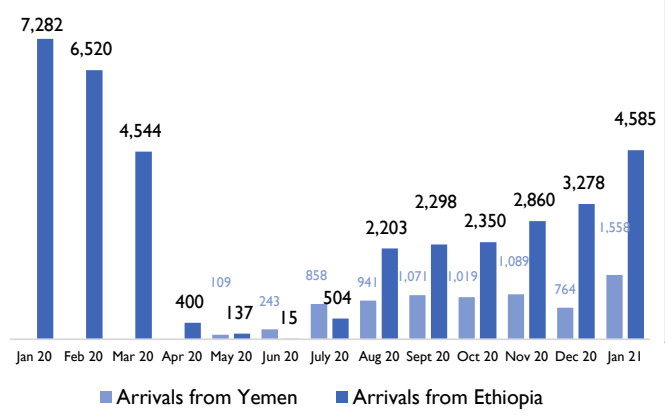
From January 2020 to June 2020, the number of entries from Djibouti's western borders decreased by 99% due to the closure of Ethiopian borders. Since Djibouti and Ethiopia resumed land services in July, the number of entries from Ethiopia have increased sharply; they went from 504 movements observed in July to 4,585 in January 2021.

At the same time, due to movement restrictions due to COVID-19 in Yemen and Saudi Arabia, more than 7,652 Ethiopians have returned from Yemen since May 2020. Between May 2020 and January 2021, the number of arrivals from Yemen has been multiplied by fourteen, from 109 in May 2020 to 1,558 in January 2021.

AVERAGE DAILY MOVEMENTS OBSERVED PER MONTH



ARRIVALS IN DJIBOUTI



Disclaimer: This map is for illustration purposes only. Names and boundaries on this map do not imply official endorsement or acceptance by IOM.

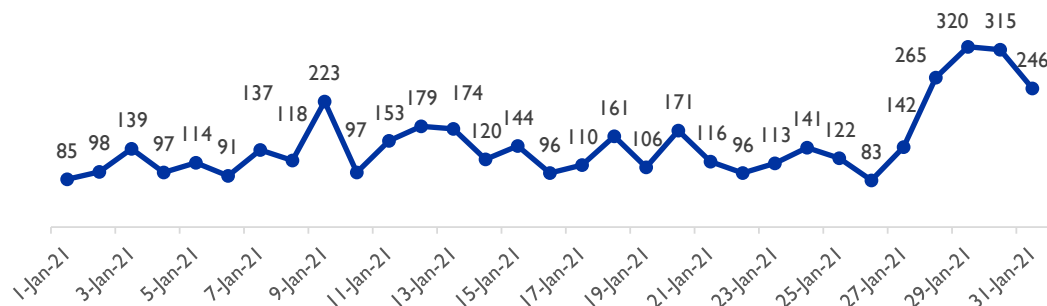
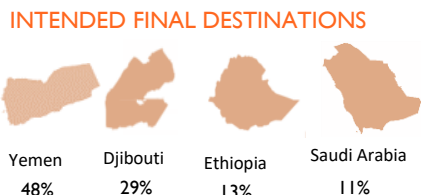

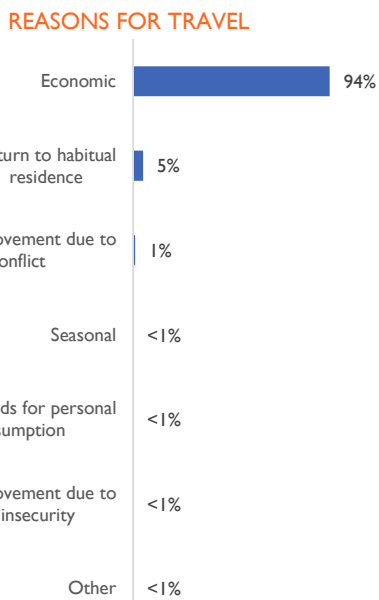
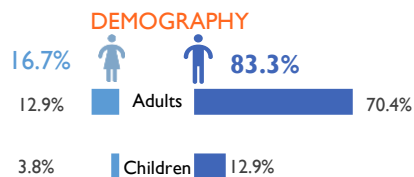
(*) Yemen arrivals data was collected through key informants.

During the month of January 2021, the main intended final destinations were Djibouti (29%) (though most of these are likely intending to travel onwards towards the Arab Peninsula), Yemen (48%), the Kingdom of Saudi Arabia (11%) and Ethiopia (13%). The majority of the observed population were male (70% adults and 13% children), while 17% of identified persons were female (13% adults and 4% children). The identified persons were mainly travelling by foot (91%), for economic reasons (94%) or because of forced displacement due to conflict (1%) and others returned home (5%).

ARRIVALS FROM ETHIOPIA

During the month of January 2021, the number of entries from Djibouti's western borders increased to 4,585 (17% female and 83% male) compared with 3,278 observed last month. From May 2020 to January 2021, 18,213 arrivals from Ethiopia have been recorded.

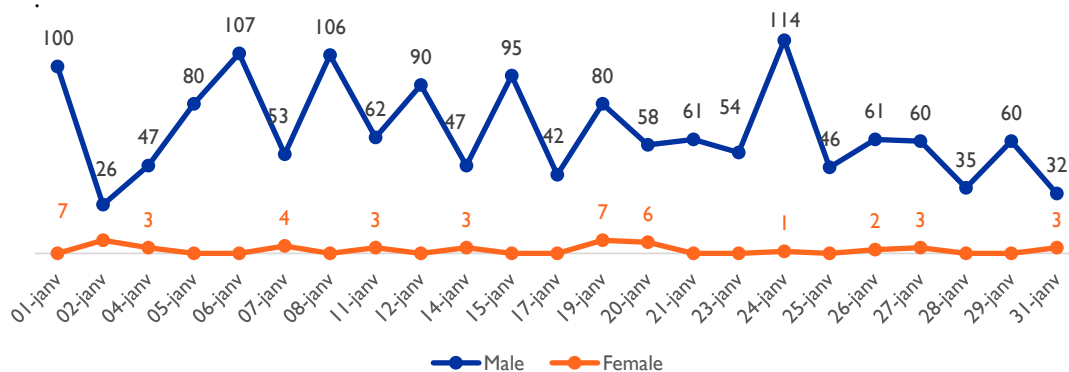
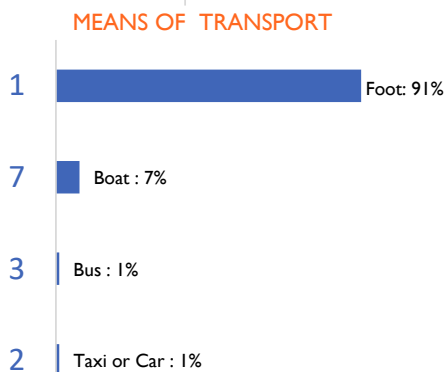
18,213 Arrivals from Ethiopia since May 2020



ARRIVALS FROM YEMEN

During the month of January 2021, a total of 1,558 migrants arrived from Yemen on the Djiboutian coast. The majority of the observed population were male (1,516), while 42 were female. From May 2020 to January 2021, 7,652 arrivals were recorded from Yemen, in total 6,910 male and 742 female.

7,652 Arrivals from Yemen since May 2020



Flow monitoring

Flow monitoring is a component of the IOM's Displacement Tracking Matrix (DTM). The objective of the flow monitoring component is to regularly provide updated information on population flows and on the profile of populations on the move (migrants, internally displaced persons, returnees, etc.). The information and analyzes offered by the flow monitoring methodology provide a better understanding of the difficulties encountered by migrants throughout their migratory route or forced displacement in order to better define priorities in terms of assistance.

Arrivals from Yemen

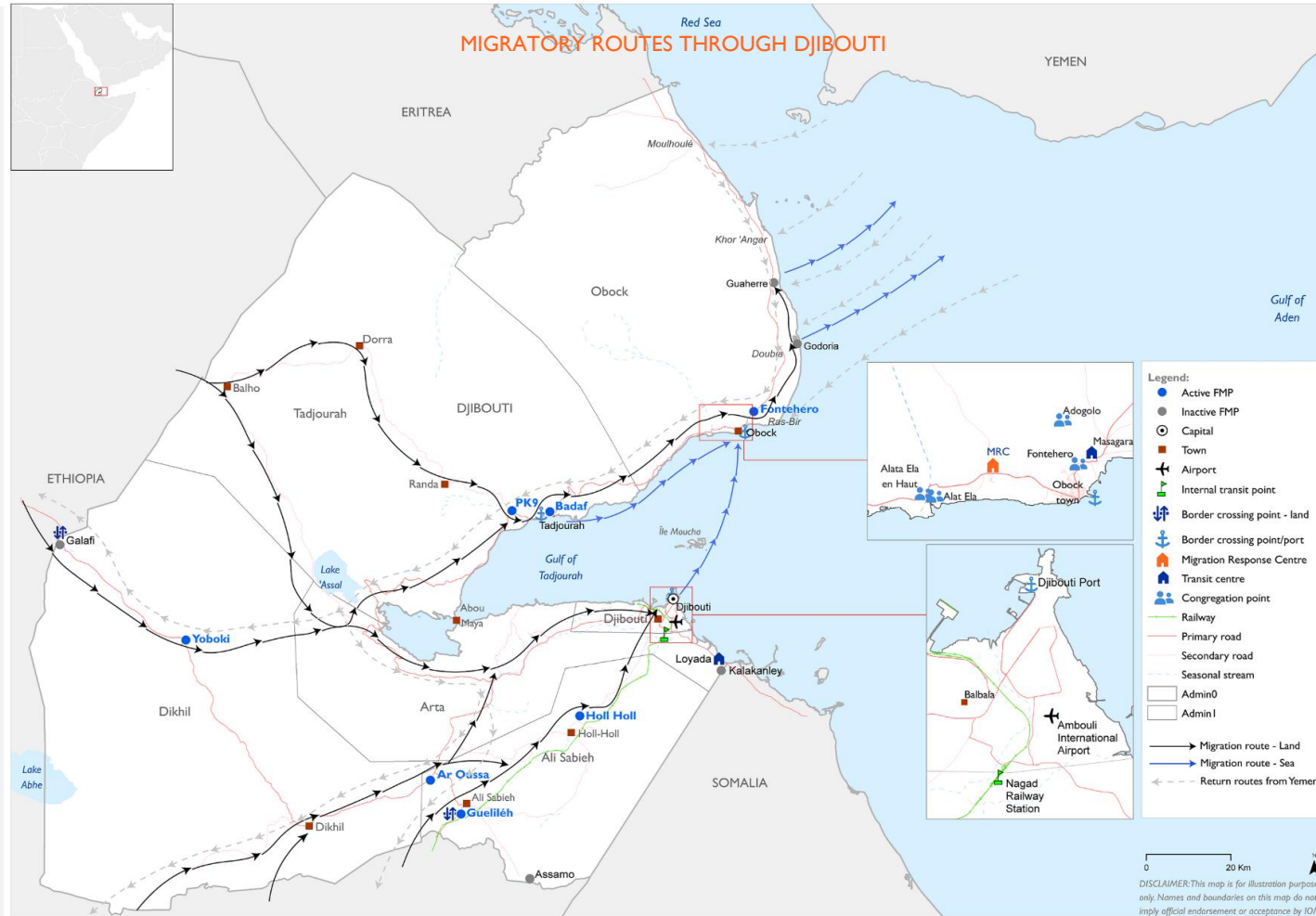
Arrivals from Yemen is a component of the IOM's Displacement Tracking Matrix (DTM) which started in May 2020. The objective of the arrivals from Yemen is to provide updated information on population flows returning from Yemen following COVID-19 movement restrictions in Yemen and the Kingdom of Saudi Arabia. The information and analyzes offered by DTM provide a better understanding of the current difficulties encountered by migrants throughout their migratory route. While the number of arrivals is gathered through a well established system, all arrivals cannot be captured due to the coastal location of the arrivals, thus the number of arrivals from Yemen is most probably higher.

DTM in Djibouti

IOM works in collaboration with the Government of Djibouti to better understand the migratory dynamics in Djibouti as well as the profile of migrants transiting the country. IOM implements flow monitoring, a DTM component which consists in collecting data in the localities through which migrants' transit (flow monitoring points). The data presented in this monthly report gives an overview of the movements and profiles of the mobile population in Djibouti.

Limitation

The spatial and temporal coverage of the surveys carried out is partial and does not allow all migratory flows in the country to be captured. The data presented in this report mainly shows migration trends. In addition, the data on the vulnerabilities are based on direct observations by the enumerators and should only be taken as an indication. Finally, it is possible that migrants crossing several flow monitoring points may be counted several times. Thus, the total number of migrants observed at the flow monitoring points does not necessarily reflect the true migratory flows in each region. All data included in this report are based on partial observations and are not representative of the entire migrant population. IOM guarantees the data included in this report; however we cannot give a complete picture of migratory movements.



The activities of the Displacement Tracking Matrix (DTM) are funded by:



Initiative conjointe
UE-OIM pour
la Protection et
la Réintégration
des migrants



Sweden
Sverige



**MINISTRY OF
FOREIGN AFFAIRS
OF DENMARK**
Danida

