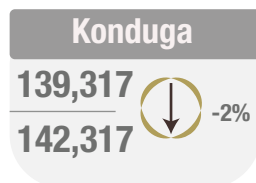


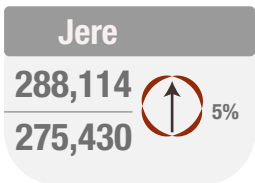


**Top LGAs with Variation**

**Round 34**

**Round 33**



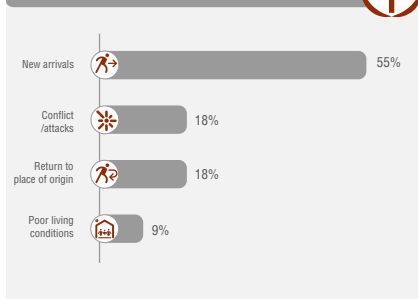
**Maiduguri:** The IDP population increased due to the influx of IDPs from Gajiganna, Gubio and Tungushe axis as a result of poor living conditions and fear of attacks.

**Jere:** The IDP population increased due to the influx of IDPs from Auno chabbol ward of Konduga LGA to old Maiduguri ward as a result of fear of attacks.

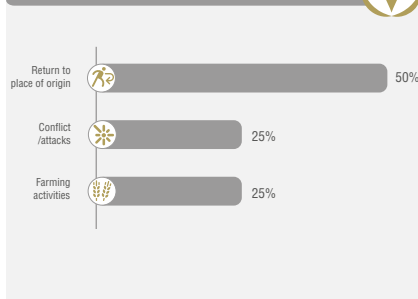
**Guyuk:** The IDP population decreased due to the IDPs returning to their place of origin also as a result of the improved security.

**Konduga:** The IDP population decreased due to frequent attacks in parts of Konduga LGA.

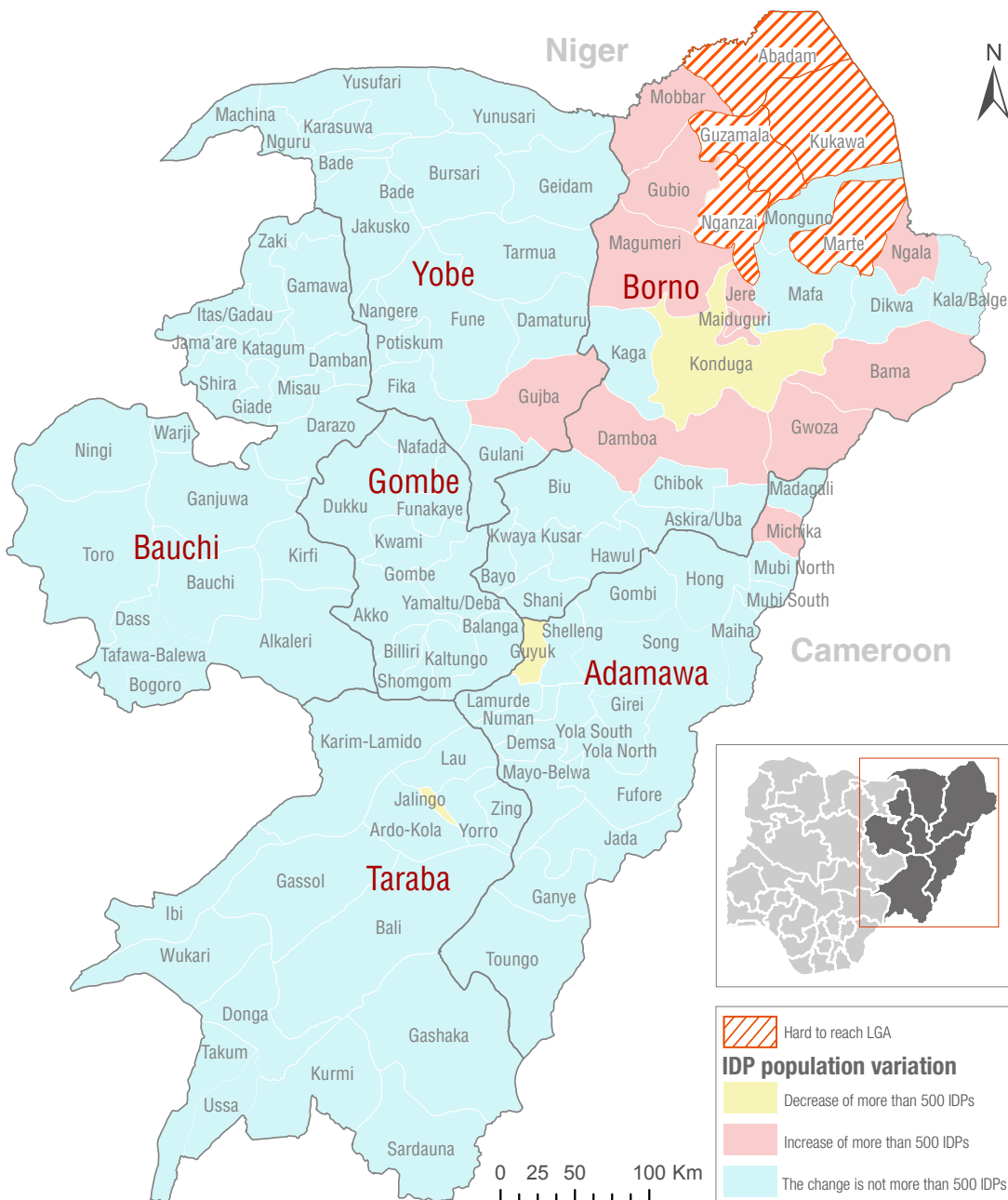
**Reasons for Increase**



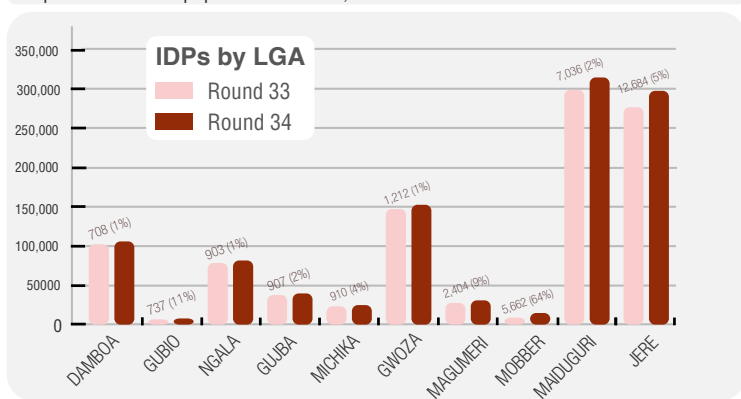
**Reasons for Decrease**



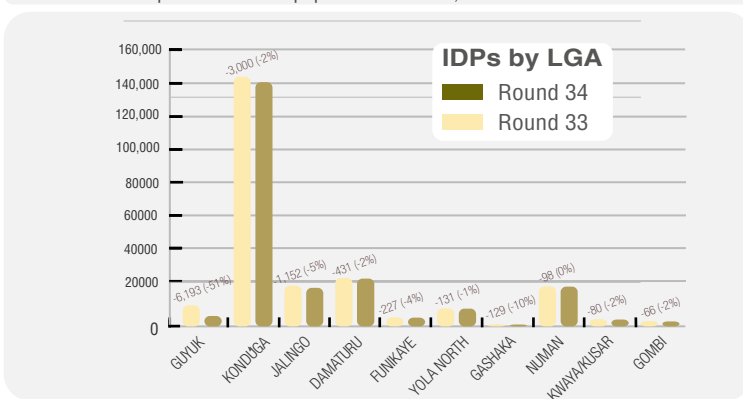
Abadam, Guzamala, Kukawa, Marte and Nganzai LGAs were inaccessible during Round 34 assessments because of the recent attacks by Non-State Armed Group (NSAG)



**Top LGAs with IDP population increase:**



**Top LGAs with IDP population decrease:**



The depiction and use of boundaries, geographic names, and related data shown on maps and included in this report are not warranted to be error free nor do they imply judgment on the legal status of any territory, or any endorsement or acceptance of such boundaries by IOM.