

OVERVIEW

IOM Pakistan collects data on the outflows of **undocumented Afghan migrants** at the Torkham and Chaman border crossing points in an effort to better understand the migration movements of undocumented Afghan migrants returning to Afghanistan from Pakistan. This exercise is part of the **European Union** funded project “Regional Evidence for Migration Analysis and Policy (REMAP)”.

From 6 to 19 December, **265** undocumented Afghan migrants returned to Afghanistan, including **57** through the Torkham border point and **208** through the Chaman border point. During the reporting period, border authorities also facilitated the return of **64** individuals due to the lack of legal documentation to remain in Pakistan. Therefore, information concerning these **64** individuals is not included in the report.*


*The Torkham border point has been partially closed since 1 November. The figures represented on the timeline for November and December include a data compilation effort between IOM Pakistan and IOM Afghanistan.

HIGHLIGHTS

- During the reporting period, 12% of returnees were categorized as vulnerable persons, mainly elderly and chronically ill.
- In Pakistan, the primary sources of income reported by returnees were: unskilled labor (53%), skilled labor (38%) and business (6%).
- All returnees were carrying household items, personal belongings and cash when surveyed. They also travelled with additional items, such as productive assets (84%), transportation vehicles (16%) and livestock (9%).
- The average cost of travelling from Pakistan to Afghanistan reported was 9,406 PKR per family.
- The top 3 challenges returnees expect to face in Afghanistan are: arranging livelihood (27%), finding better income opportunities (27%) and settling into a new city (27%).

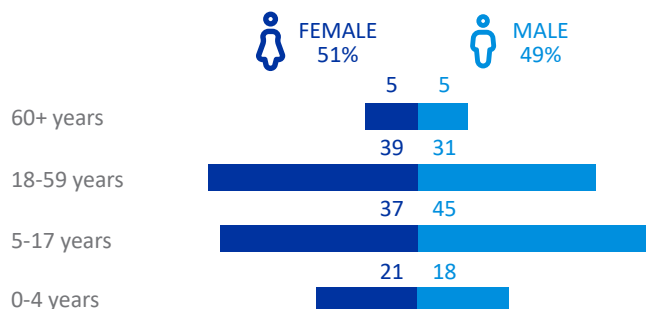
6,456 UNDOCUMENTED AFGHAN RETURNEES AT TORKHAM AND CHAMAN SINCE JANUARY 2020

DISTRIBUTION OF UNDOCUMENTED RETURNEES



	Undocumented family	97%
	Undocumented individual	3%
	Undocumented individual travelling with documented family	0%

AGE AND GENDER



PUSH FACTORS



	Unable to pay house rent	38%
	Unable to pay utilities	28%
	No employment	16%
	Fear of arrest/deportation	13%
	Business reasons	5%

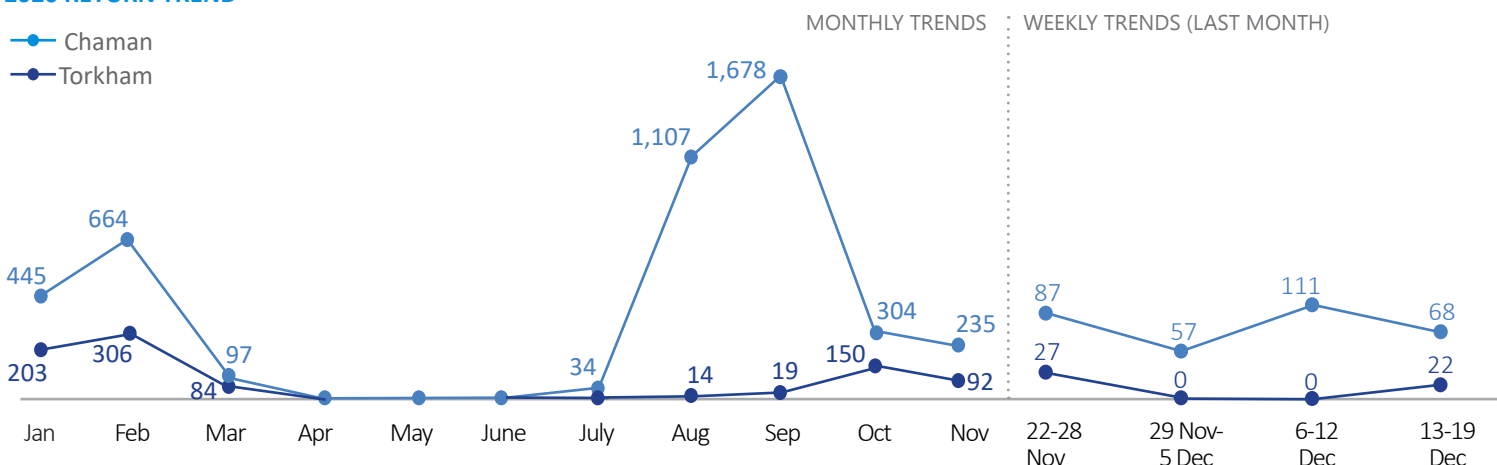
PULL FACTORS



	Reunion with family	64%
	Availability of assistance	36%

2020 RETURN TREND

— Chaman
— Torkham



BI-WEEKLY FLOW MONITORING REPORT: SPONTANEOUS RETURN OF UNDOCUMENTED AFGHAN MIGRANTS FROM PAKISTAN (6 - 19 DEC. 2020)

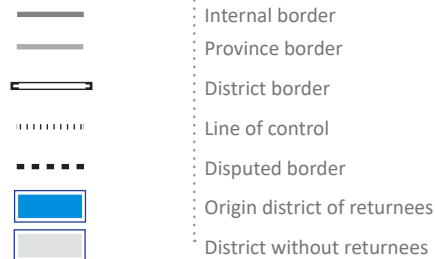
SETTLEMENT TYPE LEGEND



DISTRICTS OF ORIGIN OF RETURNEES



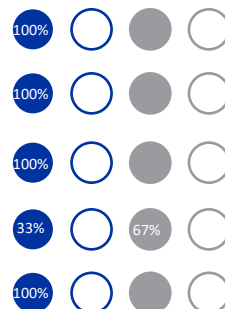
LEGEND



ORIGIN DISTRICT

1. Karachi.....	24%
2. Killa Abdullah	31%
3. Loralai	6%
4. Pishin	14%
5. Quetta.....	23%

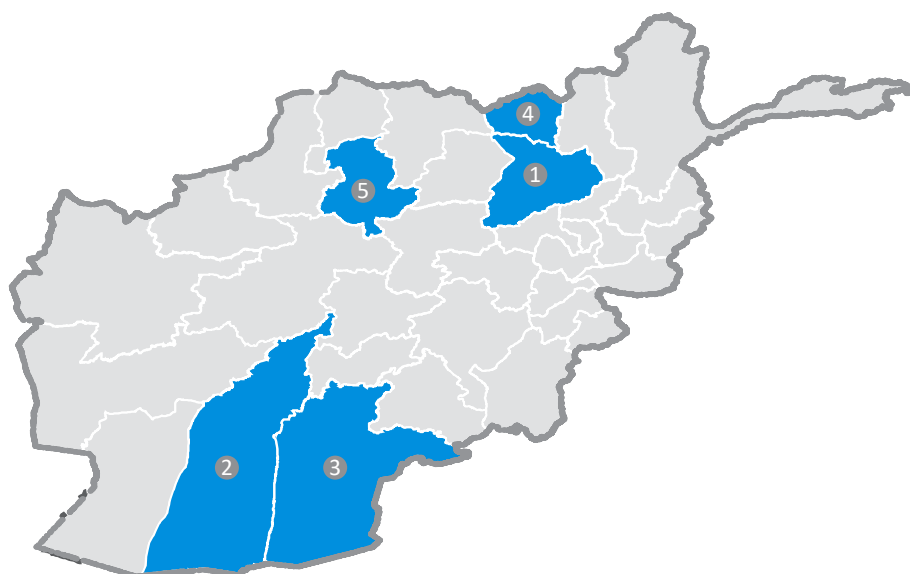
SETTLEMENT TYPE



Note:
This map and the following legend focus on the **top 5** districts of origin of returnees in Pakistan.

Disclaimer:
Dotted line represents approximately the line of control in Jammu and Kashmir agreed upon by India and Pakistan. The final status of Jammu and Kashmir has not yet been agreed upon the parties. The designations employed and the presentation of material on this map do not imply the expression of any opinion whatsoever on the part of IOM or United Nations concerning the legal status of any country, territory, city or area or of its authorities, or concerning the delimitation of its frontiers or boundaries.

PROVINCES OF INTENDED DESTINATION



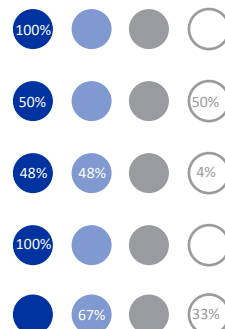
LEGEND



INTENDED PROVINCE

1. Baghlan	3%
2. Hilmand	14%
3. Kandahar.....	67%
4. Kunduz	6%
5. Sar-e-Pul.....	9%

SETTLEMENT TYPE



Note:
This map and the following legend focus on the **top 5** intended destination provinces in Afghanistan only.

Disclaimer:
The designations employed and the presentation of material throughout the report do not imply the expression of any opinion whatsoever on the part of IOM concerning the legal status of any country, territory, city or area, or of its authorities, or concerning its frontiers or boundaries.