

OVERVIEW

IOM Pakistan collects data on the outflows of **undocumented Afghan migrants** returnees at the border crossing points in an effort to better understand the migration movements of undocumented Afghan migrants returning to Afghanistan from Pakistan. This exercise is part of the **European Union** funded project “**Regional Evidence for Migration Analysis and Policy (REMAP)**”.

From November 22 to December 5, **187** undocumented Afghan migrants returned to Afghanistan, including **27** through the Torkham border and **160** through the Chaman border. During the reporting period, border authorities also facilitated the return of **16** individuals due to the unavailability of legal documentation to remain in Pakistan. Therefore, Information concerning these **16** individuals is not included in the report.

HIGHLIGHTS

- During the reporting period, 11% of returnees were categorized as vulnerable persons, mainly elderly and chronically ill.
- In Pakistan, the primary sources of income reported by returnees were: skilled labor (39%), unskilled labor (36%) and business (24%).
- All returnees were carrying household items, personal belongings and cash when surveyed. They also travelled with additional items such as productive assets (79%), transportation vehicles (21%) and livestock (18%).
- The average cost of travelling from Pakistan to Afghanistan was 7,371 PKR per family.
- The top 3 challenges returnees expect to face in Afghanistan are: arranging livelihood (27%), better income opportunities (26%) and settling into a new city (26%).

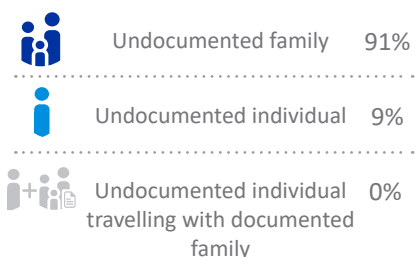
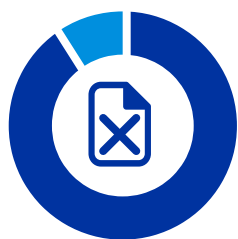


6,191

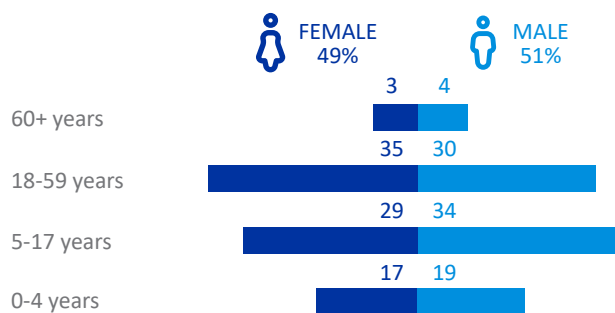
TORKHAM AND CHAMAN

UNDOCUMENTED AFGHAN RETURNEES SINCE JANUARY 2020

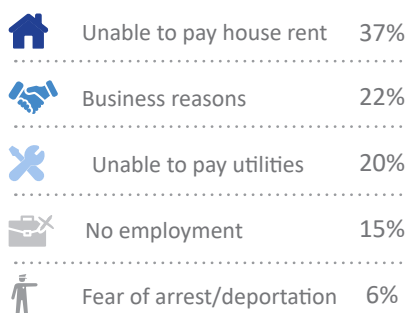
DISTRIBUTION OF UNDOCUMENTED RETURNEES



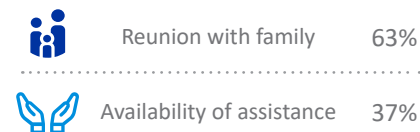
AGE AND GENDER



PUSH FACTORS

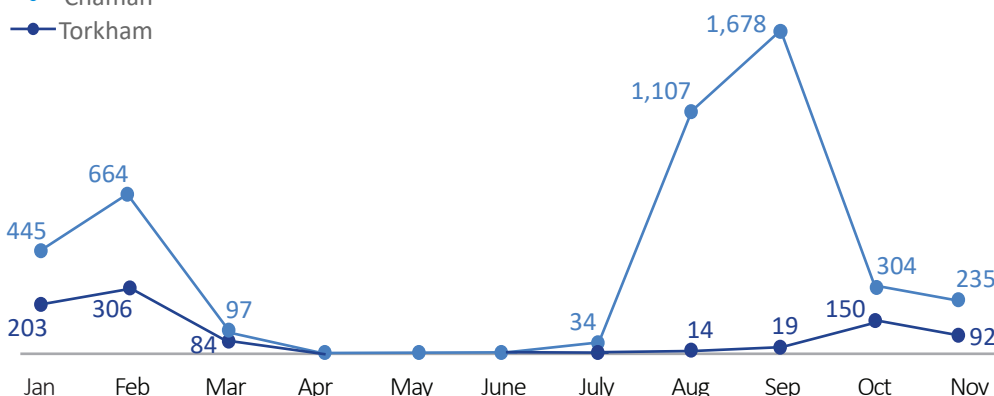


PULL FACTORS



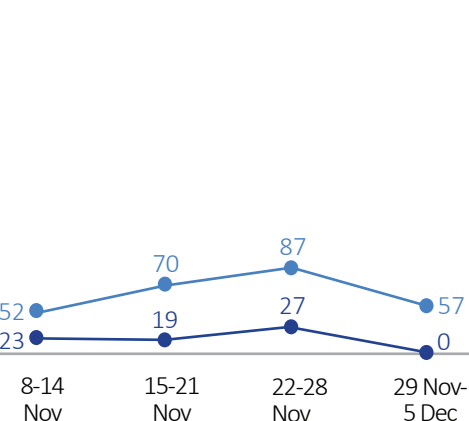
2020 RETURN TREND

Chaman
Torkham



MONTHLY TRENDS

WEEKLY TRENDS (LAST MONTH)



BI-WEEKLY FLOW MONITORING REPORT: SPONTANEOUS RETURN OF UNDOCUMENTED AFGHAN MIGRANTS FROM PAKISTAN (22 NOV. - 5 DEC. 2020)

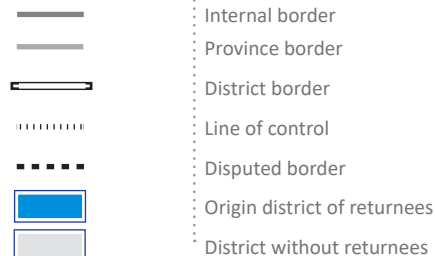
SETTLEMENT TYPE LEGEND



ORIGIN DISTRICTS OF RETURNEES




LEGEND



ORIGIN DISTRICT

1. Killa Abdullah	76%
2. Quetta	24%

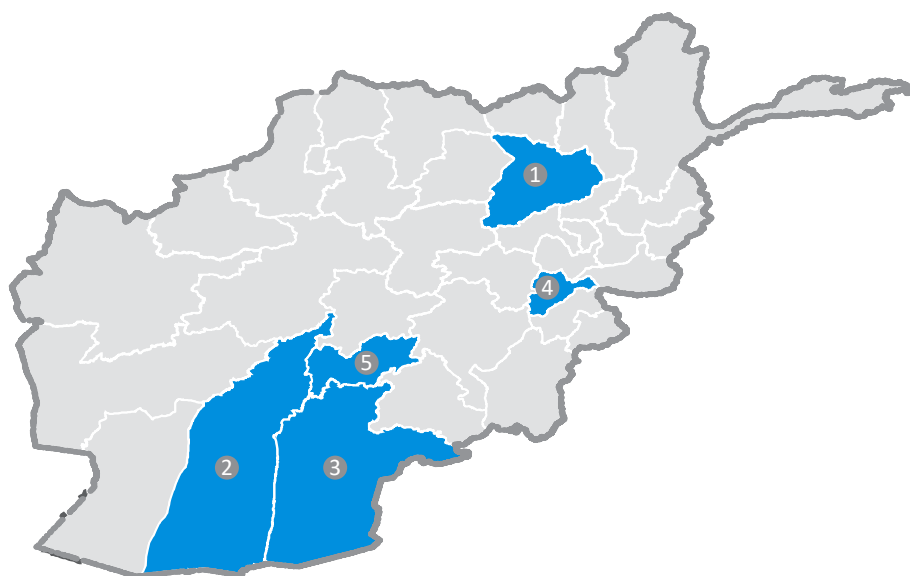
SETTLEMENT TYPE



Note:
This map and the following legend focus on the **top 5** origin Districts of returnees in Pakistan.

Disclaimer:
Dotted line represents approximately the line of control in Jammu and Kashmir agreed upon by India and Pakistan. The final status of Jammu and Kashmir has not yet been agreed upon the parties. The designations employed and the presentation of material on this map do not imply the expression of any opinion whatsoever on the part of IOM or United Nations concerning the legal status of any country, territory, city or area or of its authorities, or concerning the delimitation of its frontiers or boundaries.

PROVINCE OF INTENDED RETURN



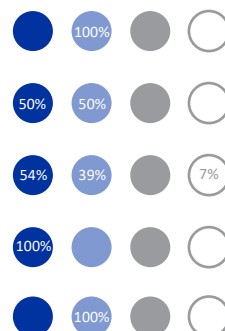
LEGEND



INTENDED PROVINCE

1. Baghlan	2%
2. Hilmand	5%
3. Kandahar	86%
4. Logar	4%
5. Uruzgan	3%

SETTLEMENT TYPE



Note:
This map and the following legend focus on the **top 5** intended destination provinces in Afghanistan only.

Disclaimer:
The designations employed and the presentation of material throughout the report do not imply the expression of any opinion whatsoever on the part of IOM concerning the legal status of any country, territory, city or area, or of its authorities, or concerning its frontiers or boundaries.