

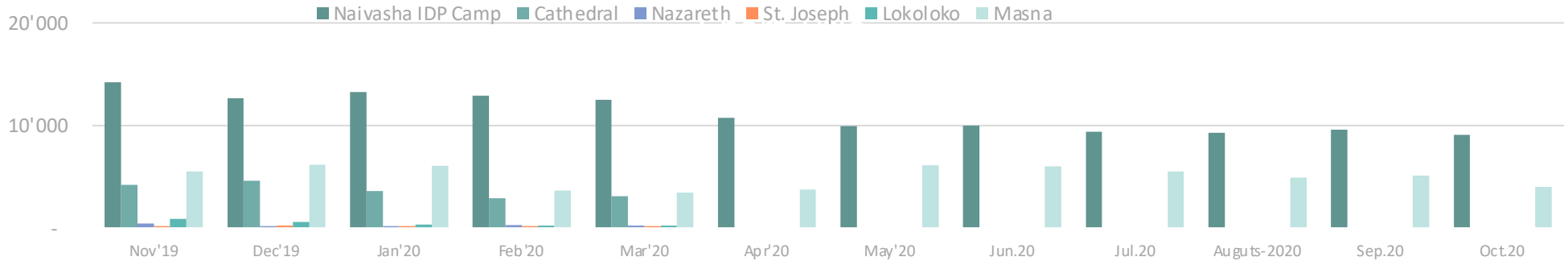
# POPULATION COUNT: Naivasha IDP Camp & Masna Collective Centre

Data collection October 2020



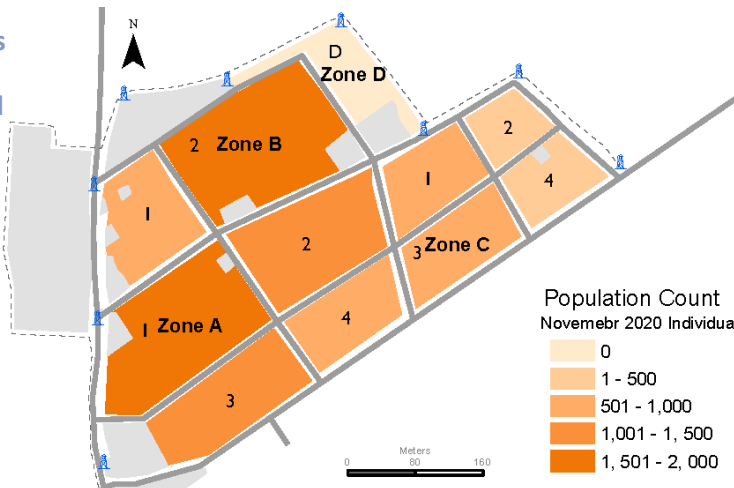
In October 2020, the monthly population count was conducted at **Masna collective centre where 4,012 individuals/849 households** were identified and **Naivasha IDP Camp with 9,110 individuals/2,694 households**. The population of Naivasha IDP Camp marginally decreased from 9,573 individuals in September 2020 (decreased by 463 individuals). Wau Masna saw a decrease in its population by 1,099 individuals since September 2020. For more information on these trends, please consult the DSFM report for [Naivasha IDP Camp](#) and [Masna Collective Centre](#).

Monthly trend in Naivasha IDP Camp and Wau collective centres, November 2019 – October 2020

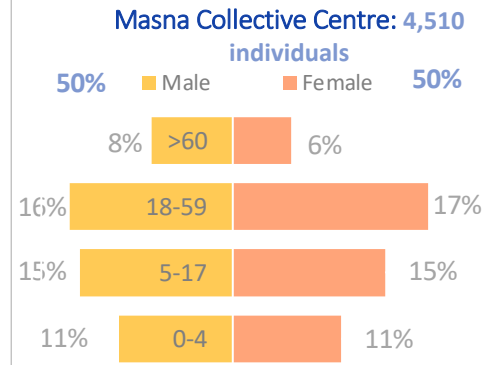
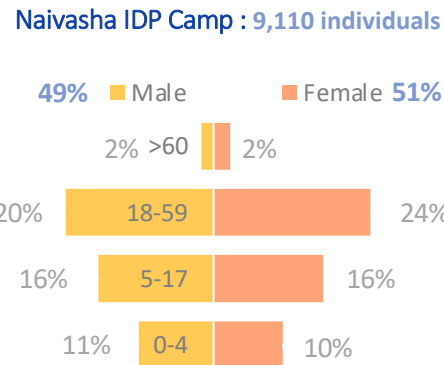


Population by zone and block, Naivasha IDP Camp (October 2020)

**9,110** individuals  
**2,694** household  
**53%** Zone A  
**27%** Zone B  
**20%** Zone C  
**0%** Zone D



Naivasha IDP Camp & Masna Collective Centre by age and sex (October 2020)



### Methodology

Since biometric registrations or verifications are not feasible on a monthly basis, population counts remain the best possible tool to estimate the sites' populations. Population counts consist of DTM teams visiting each shelter of the site asking how many persons have slept there the previous night (sex and age disaggregated). This provides a snapshot of the population at the time of the count.