



DTM BORDER MONITORING SITREP | IOM HAITI

TRACKING RETURNEES FROM THE DOMINICAN REPUBLIC
APRIL 27, 2017

OVERVIEW

This document presents a summary snapshot of monitoring activities conducted by IOM and its partners at the border between Haiti and the Dominican Republic (DR). The monitoring was put in place in June 2015, in the weeks leading up to the expiration of the registration component of the DR's National Plan for the Regularization of Foreigners (PNRE¹ in Spanish). IOM's monitoring network covered all official and unofficial border crossing points (BCPs) from July 2015 to September 2016 and has covered half since then due to budget restrictions.

CUMULATIVE HIGHLIGHTS: JULY 2015 - APRIL 2017

General:

- **116,201 households (188,419 individuals)** have crossed the border into Haitian territory.
- **33.3%** were female while **66.7%** were male.

Unaccompanied minors:

- **3,102 presumed unaccompanied minors** were identified.

Spontaneous and Forced Migration:

- **113,355 individuals** declared having returned spontaneously.
- **31,445 individuals** claim to have been deported.
- **43,167 individuals** were **officially deported** and **voluntarily registered** at the three official BCPs.

Completed IOM activities:

- **IOM Dominican Republic** facilitated the Assisted Voluntary Returns and Reintegration (AVRR) of **185 households (452 individuals)** in three stages:
 - February 25th: **169 individuals**
 - June 8th: **181 individuals**
 - September 20th: **102 individuals**
- **IOM Haiti** assisted a total of **579 households (2,320 individuals)** who had settled in six (6) settlements in Anse-a-Pitres via the rental subsidy program.

WEEKLY REPORT³:

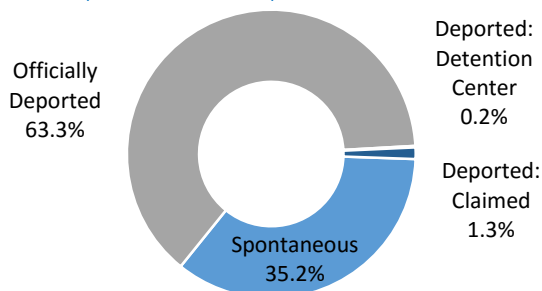
General:

- **1,858⁴ individuals** were observed crossing the border into Haitian territory; this is **below** the average of **1,863 per week**. Of these, **1,028 individuals** were voluntarily registered.

Presumed Unaccompanied Minors:

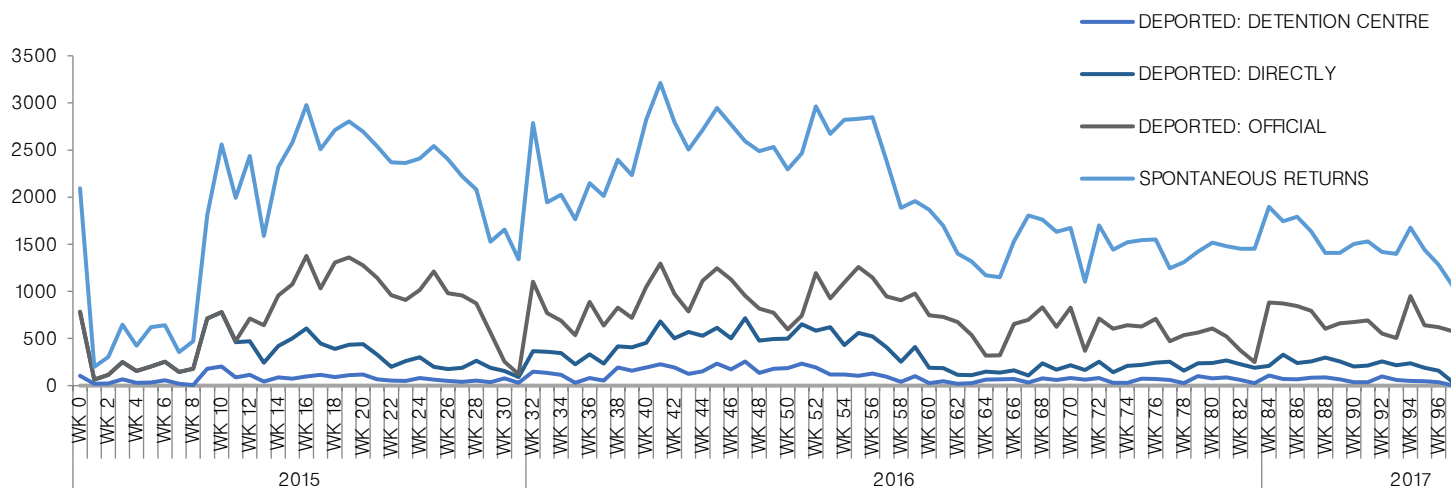
- **28 UAMs** were identified, which is **below** the average of **31 individuals**. **12** were **officially deported** into Haitian territory and subsequently referred to the relevant authorities.

Composite Deportations and Spontaneous Returns:



Graph 1: Total returnees this week

- **1,019 individuals** declared having returned spontaneously to Haiti; this is **below** the average of **1,120 spontaneous returnees**.
- **190 individuals** claimed to have been deported into Haitian territory; this is **below** the average of **221 claimed deportations**.
- A reported **659 individuals** were officially deported into Haitian territory this week; this is **below** the average of **739 individuals**.
- **448 official deportees** were voluntarily registered.⁵
- **26 individuals** interviewed at unofficial BCPs claimed to have been deported **directly** into Haitian territory; **23** claimed to have spent time in a **detention center** before being forcefully returned Haiti.



Graph 2: Returnee Flows from July 2015

¹ Plan Nacional de Regularización de los Extranjeros

² The figures of official deportations are as of 15th August 2015 and are the total number of individuals that agreed to be registered voluntarily by IOM's network of enumerators along the border.

³ The difference in figures between the current and previous SitRep is because the data reflects the date of entry into Haiti and not the date of the entry into the database, with the exception of Belladure.

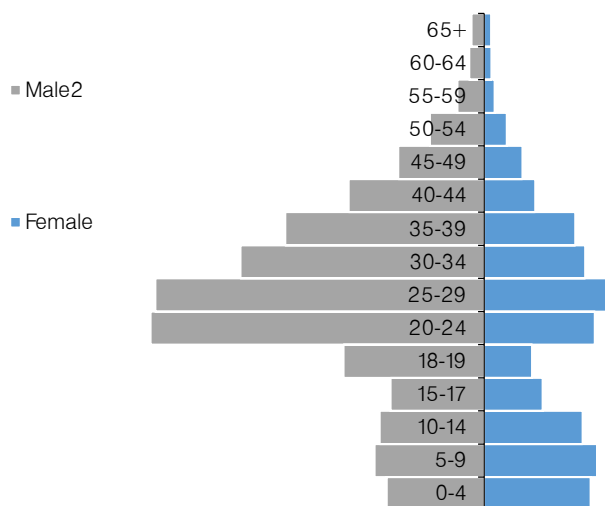
⁴ The total weekly figures are comprised of all spontaneous returns and all deportations including the officially deported individuals who did not agree to be registered but were still counted.

⁵ For definitions please see the bottom of page 2.

GENERAL INFORMATION

Age and Gender Distribution of all returnees

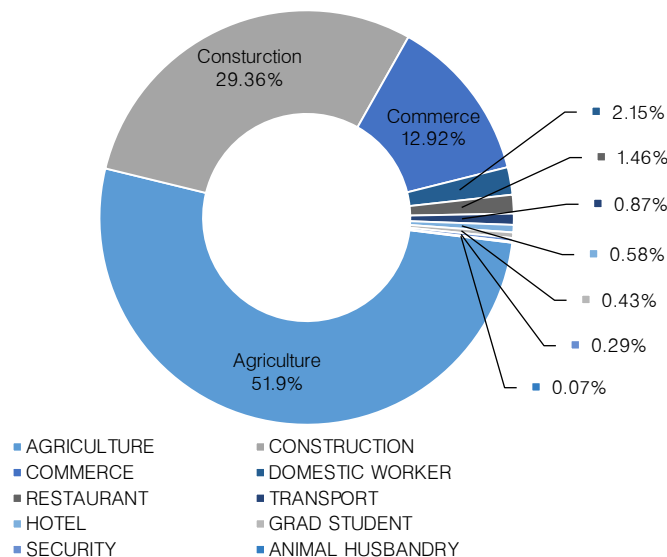
The majority of the returnee population reported being between the ages of **18-49 years old**, representing **68.4%** of the overall returning population. A reported **26.3%** are aged **0-17 years old** and **5.3%** are **50 years** and above.



Graph 3: Age and Gender Distribution of Returnees (cumulative)

Claimed Occupation

The most common occupation held by returnees from the DR is in **Agriculture (53,196 households)**, followed by **Construction (30,115 households)** and **Commerce (13,254 households)**. Other common declared occupations include the transportation, hospitality, maintenance, security and education sectors.



Graph 4: Claimed Occupations of Returnees

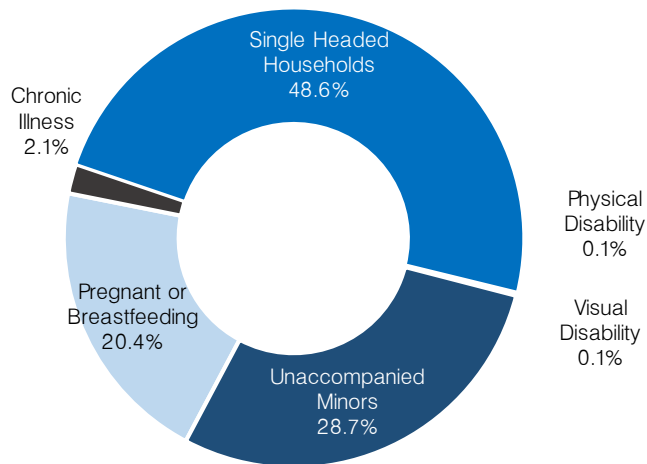
VULNERABILITIES

Border enumerators are trained to identify potential protection cases who may need help or tailored assistance upon re-entering Haiti. Returnees in need are referred to partner organizations such as UNICEF and UNHCR after the initial interview with IOM staff. Most often, protection-related cases deal with unaccompanied minors who have crossed into Haiti through official or unofficial means.

Presumed Unaccompanied Minors (UAMs)

Among the persons crossing the border, the network encountered **3,102 cases of UAMs**. After referral to the relevant government authorities (IBERS) and their partners (UNICEF), **1,232** were identified as UAMs and the appropriate actions were taken to assist them:

- **769** were reunited with their parents
- **229** were reunited with other relatives
- **2** are still awaiting family reunification.



Graph 5: Most commonly identified vulnerabilities

Key Definitions

- Spontaneous (migration) return:** An individual or groups who initiate and proceeds with their migration plans without any outside assistance. (*Glossary on Migration*, p 62, IOM)
- Deportation:** The act of a State in the exercise of its sovereignty in removing an alien from its territory to a certain place after refusal of admission or termination of permission to remain (*Glossary on Migration*, p 18, IOM)
 - Official Deportations:** Government organized returns which are carried out at the official Border Crossing Points between the hours of 8:00 AM to 6:00 PM (border schedule). Before official deportations, relevant returnees receive an official notification regarding the impending deportation. Furthermore, information regarding the time and point of deportation are communicated to the Haitian authorities (Haitian Embassy/consulate). Official deportations are mostly carried out by the DR Immigration (DGM).
 - Other Deportations:** Any forceful return which does not follow the aforementioned guidelines of Official Deportations.

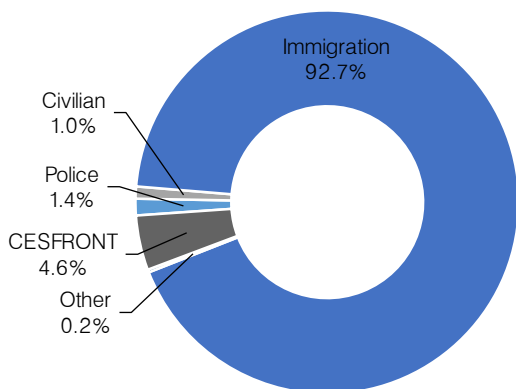
CLAIMED AND OFFICIAL DEPORTATION PROFILES

A total of **65,850 persons** have been officially deported at the official BCPs of **Belladère, Malpasse and Ouanaminthe** - of which **43,167 persons (42,241 households)** have been voluntarily registered.

Official BCPs	Households Deported	Individuals Deported
Belladère	11,825	11,870
Malpasse	11,608	11,651
Ouanaminthe	18,988	19,646

Table 1: Official deportations per official BCP

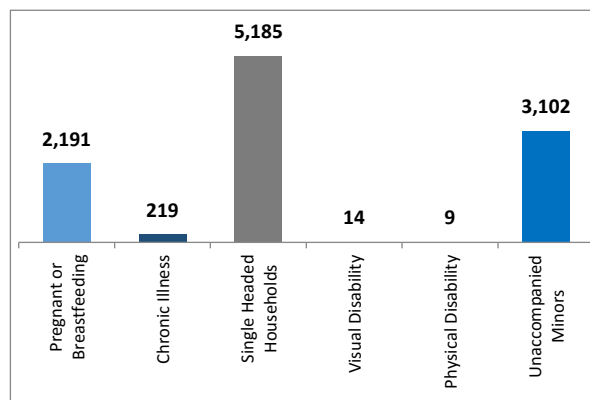
Of all 188, 418 individuals interviewed, **113,355 individuals** declared having returned spontaneously to Haiti. While **31,255 individuals claimed** to have been **deported** into Haitian territory by various DR authorities (Immigration, CESFRONT, Military etc.), **43,167 individuals** have been **officially deported** by DR Immigration (DGM). **462 individuals** were Assisted Voluntary Returns (AVR) carried out by IOM (Dominican Republic)



Graph 6: Total returns per Authority (Claimed and Official Deportation)

Vulnerabilities Assessed among Officially Deported

Among the people officially deported, **1,663** were **presumed unaccompanied minors (UAM)**. These UAMs were referred to the relevant government authority (IBERS) and their partners for appropriated care and status determination.

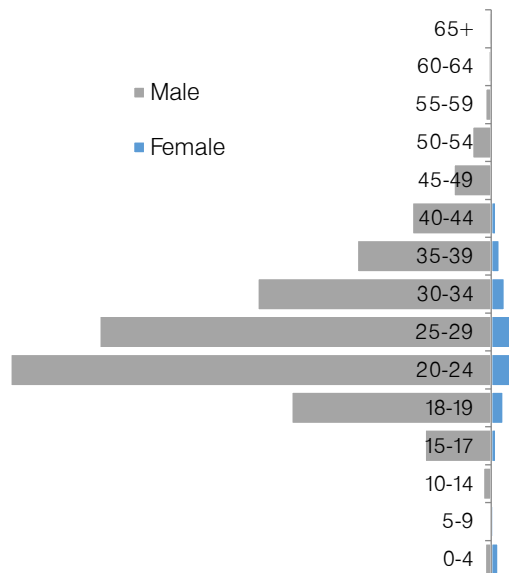


Graph 7: Most common vulnerabilities among officially deported individuals

Age and sex breakdown of official deportees

Of all the 41,830 individuals officially deported and registered, **93.8% were male** and **6.2% were female**.

The majority of the officially deported individuals have reported being between the ages of **18-49 years** representing **92.9%** of the deported population. A reported **5.5%** are aged between **0-17 years** old and a mere **1.6%** falls into the 50 year plus category. The **average age** of officially deported individuals is **26.78 years old**.

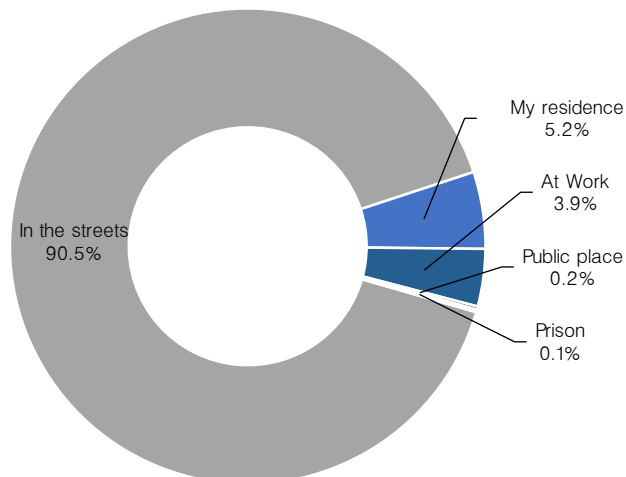


Graph 8: Age and sex breakdown of official deportees

Location where official deportees were apprehended

When questioned about the location from which they were deported, the respondents have indicated the following:

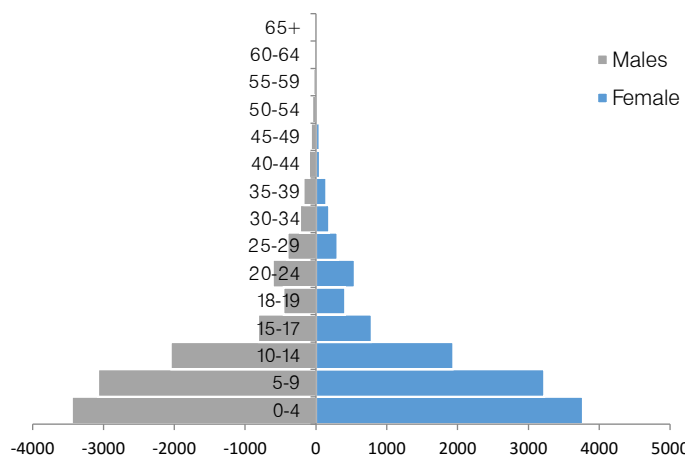
- **39,052 individuals** apprehended in **the street**
- **2,258** were apprehended in their **residence**
- **1,684** were apprehended in their **place of employment**.



Graph 9: Location of apprehension

INDIVIDUALS BORN IN THE DOMINICAN REPUBLIC

11,222 households (42,726 individuals) have at least one member who claims to have been born in the DR. Of these, 23,244 individuals claimed to have been born in the DR, and 13,615 were born before January 26th 2010, which means they fall under UNHCR's mandate. Of the 1,428 cases (4,514 individuals) verified by UNHCR, 2,125 individuals were placed within UNHCR's care.

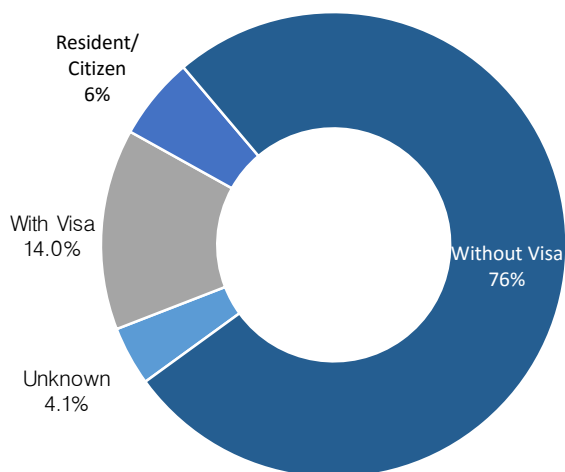


Graph 10: Age and sex breakdown of individuals born in the DR

FAMILY REMAINING IN THE DOMINICAN REPUBLIC

113,807 individuals indicated they still have family members remaining in the DR.

Further questioning revealed that 76% are Haitians without visa, 14% are Haitians with visa and 6% are Dominican citizens or have a Resident status.

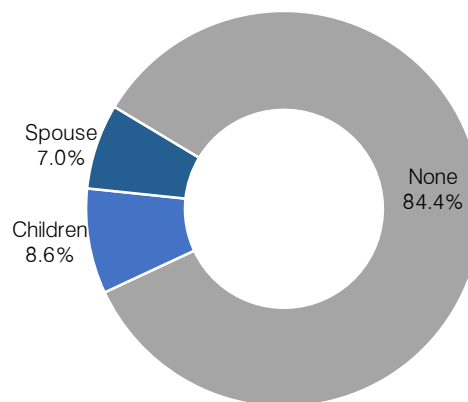


Graph 11: Status of returnees' family remaining in the DR

22,629 officially deported individuals registered indicated they still have family members living in the DR. They have indicated the following:

- 18,836 have relatives remaining
- 2,107 have children (daughter/son) remaining in DR
- 1,686 have their spouse (husband/wife) still in DR

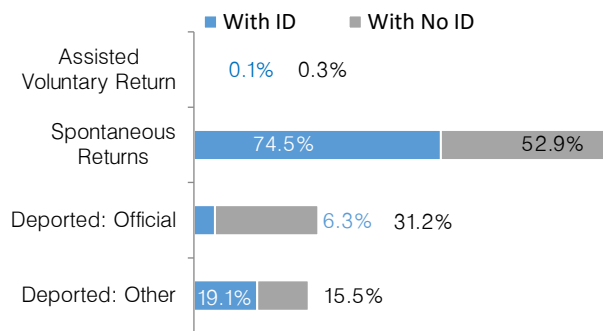
Family in the DR:



Graph 12: Status of official deportees' family in the DR

DOCUMENTATION

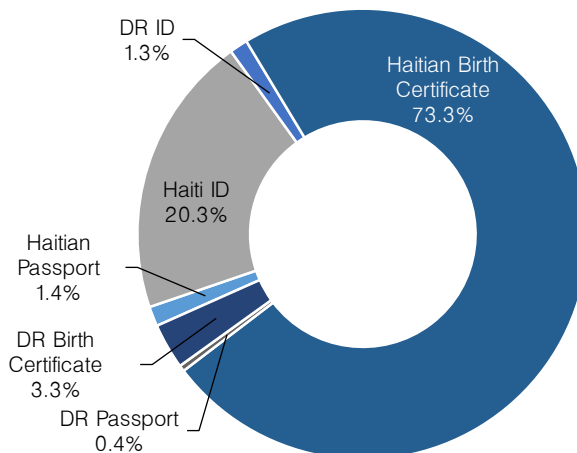
The majority (66.1%, 124,462 individuals) did not possess any type of documentation. Of those in possession of some sort of document, 32.3% (60,777 individuals) reported having Haitian Documentation and 1.7% (3,180 individuals) reported having Dominican documentation.



Graph 13: Returnee Documentation Status

Types of documentation:

The most common ID document returnees claim to possess continues to be the Haitian Birth Certificate, corresponding to 73.3% of the individuals with documentation. The second most common document is the Haitian ID (CIN or NIF) which represents 20.3%.



Graph 14: Types of documents

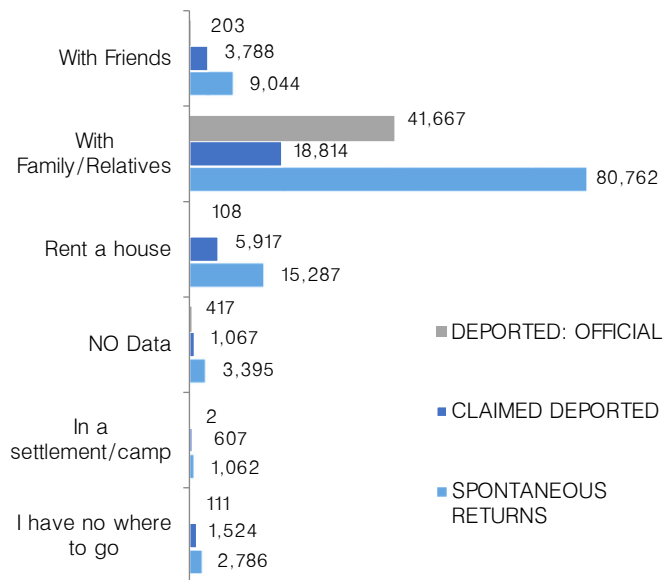
DESTINATION AND RETURN INTENTIONS

When questioned regarding their intended destination, the following three communes were most commonly indicated by returnees:

- Cornillons/Grand Bois: **10,834 households**
- Anse-a-Pitres: **6,501 households**
- Fonds Verettes: **6,628 households**

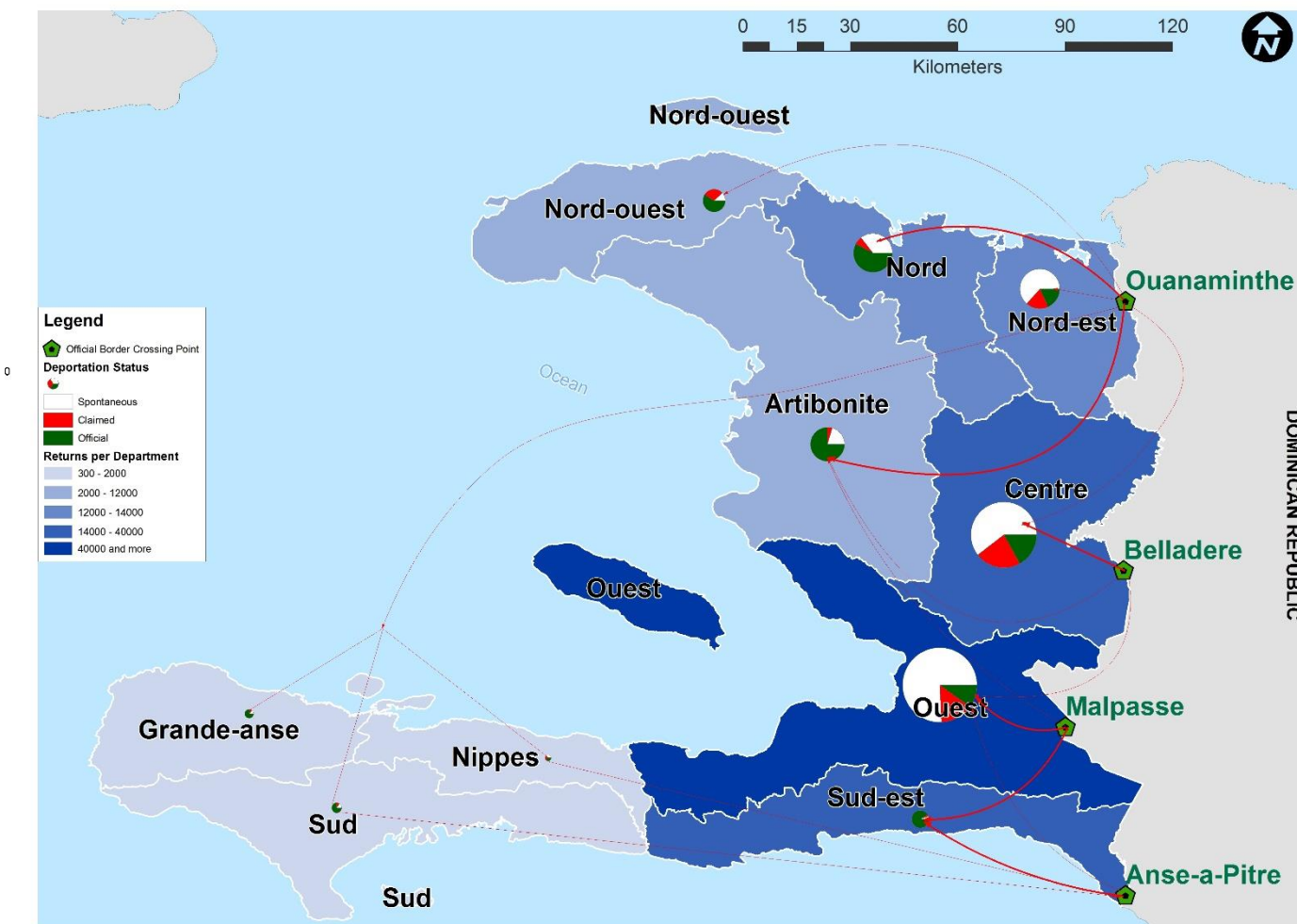
Irrespective of the type of returns, the trends observed during previous Sitreps remain the same. The returnees have, most commonly, provided the following answers:

- Intention to stay with relatives (**73.4%**)
- Intention to rent a house (**12.5%**)
- Intention to stay with Friends (**7.7%**)
- Having nowhere to go (**2.7%**)



Graph 15: Living arrangement intentions of returnees

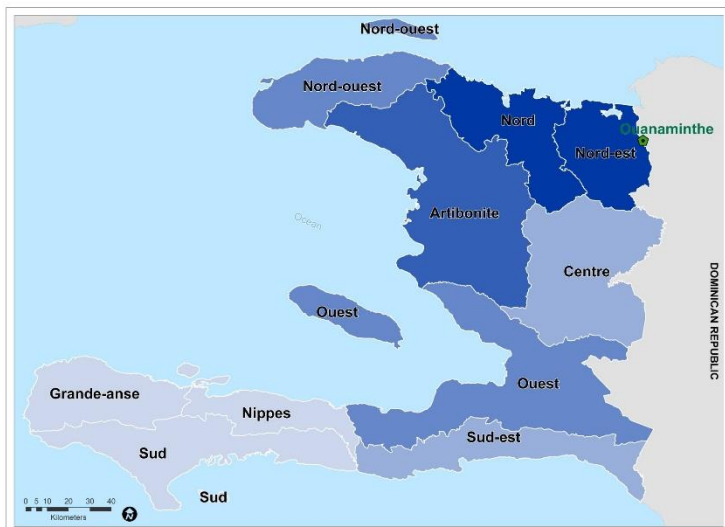
COMPOSITE RETURNS PER DEPARTMENT:



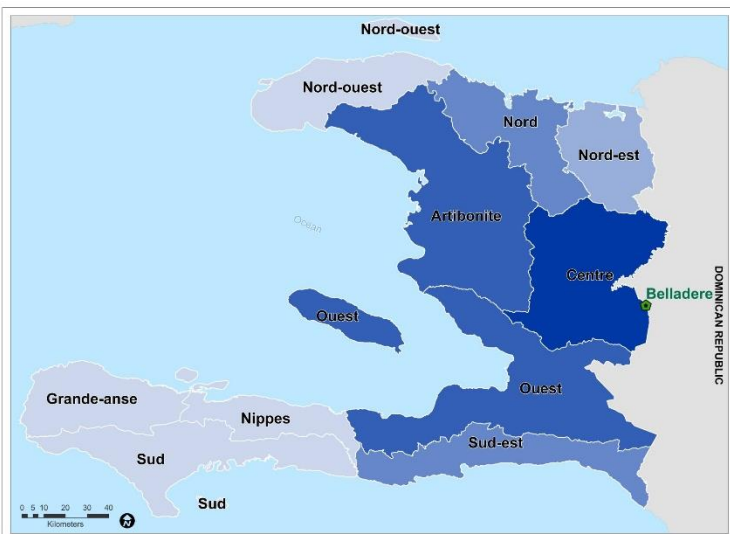
The following maps indicate primary return destinations for deportees per border crossing point. An overall trend is that most destinations are more commonly located in departments adjacent to the BCPs. The Ouest is a common destination for returnees at every BCP, while the Sud, Grande Anse, and Nippes areas are significantly less common. Details include that:

- For **Ouanaminthe**, the most common destinations are in the **Nord-Est** and **Nord**, as well as **Artibonite** departments.
- For **Belladère**, the most common destinations are in the **Centre**, **Ouest**, and **Artibonite** departments.
- For **Malpassee** the most common destinations are in the **Ouest** and **Sud-Est** departments.
- For **Anse-a-Pitres** the most common destinations are in the **Sud-Est** and **Sud-Est** departments.

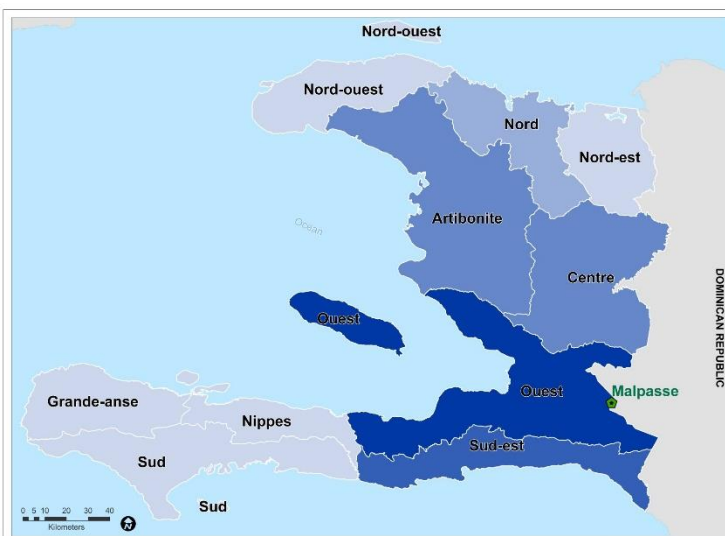
OUANAMINTHE



BELLADERE



MALPASSEE



ANSE-A-PITRES



This report has been made possible through the funding support received from the Bureau of Population, Refugees and Migration (PRM), The European Union (EU) and the Office for the Coordination of Humanitarian Affairs (OCHA).



Data collection and flow monitoring is further made possible by our partners in the field: Groupe d'Appui aux Repatriés et Réfugiés (GARR), Services Jesuites de Migration (SJM), and Réseau Frontalier Jeannot Succès (RFJS).

