

**Change in Methodology:** Data for the Master List is collected through Key Informants providing figures at household level. The number of individuals is then estimated by multiplying the number of households by six, the average size of an Iraqi household as per governmental statistics, for all out-of-camp IDPs and returnees. For the first time, in this July–August 2020 round, the number of individuals for in-camp IDPs is calculated by multiplying the number of households by five, which is the average household size consistent with data from the Iraq Camp Coordination and Camp Management (CCCM) Cluster since 2018. Because of this change in calculation methodology to determine the number of IDPs in in-camp settings, population variation relating to the number of IDPs between this round and the previous round will be impacted.

## HIGHLIGHTS



Figure 1. Number of IDPs and returnees over time

Data collection for Round 117 took place in July and August 2020. As of 31 August 2020, DTM identified 4,744,050 returnees (790,675 households), dispersed across 18 governorates, 38 districts and 2,070 locations in Iraq. A higher number of new returnees was recorded in Round 117 (25,920) compared with the number recorded in Round 116 (12,948). The most common governorates that individuals returned to between July and August 2020 include Ninewa (where 27,186 individuals were recorded), Salah al-Din (5,712), and Diyala (1,236). As with Rounds 115 and 116, this low return rate is unsurprising, as the Iraqi Government authorities continue to impose mobility restrictions to curb the spread of the coronavirus 2019 (COVID-19) pandemic.

During the same period, DTM also identified 1,299,987 IDPs (225,443 households), dispersed across 18 governorates, 104 districts and 2,974 locations in Iraq. This represents an overall decrease of 81,345 IDP individuals from the previous round; however, keeping in mind the methodological change of reduced in-camp IDP household size, the actual decrease is of 28,674 individuals.

Regarding IDPs' area of origin, consistent with the previous round, 59 per cent of the current caseload of IDPs come from Ninewa Governorate, especially from Mosul (269,077 individuals), Sinjar (227,035 individuals) and Al-Ba'aj (103,295). The next highest shares of IDPs come from Salah al-Din and Anbar governorates, which both have 11 per cent of the country's total caseload.

Displacement Overview

As of 31 August 2020

<b>1,299,987</b> IDP individuals	<b>225,443</b> IDP households
Main Governorates of Displacement	
<b>Ninewa</b> 300,865 IDPs	<b>Dahuk</b> 280,869 IDPs
<b>Erbil</b> 232,192 IDPs	
Geographic Distribution	
<b>18</b> Governorates	<b>104</b> Districts
<b>2,974</b> Locations	

Return Overview

As of 31 August 2020

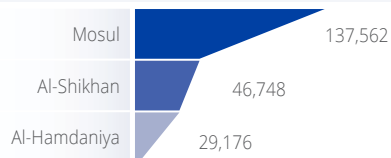
<b>4,744,050</b> Returnee individuals	<b>790,675</b> Returnee households
Main Governorates of Return	
<b>Ninewa</b> 1,834,356 Returnees	<b>Anbar</b> 1,493,766 Returnees
<b>Salah al-Din</b> 697,854 Returnees	
Geographic Distribution	
<b>8</b> Governorates	<b>38</b> Districts
<b>2,070</b> Locations	

# DISPLACEMENT OVERVIEW

The below graphs show (1) the number of IDPs in all governorates of displacement, (2) the number of IDPs in each main district as well as (3) the proportion of IDPs per governorate of origin for each governorate of displacement.

## Ninewa 300,865 IDPs

### ▶ Three main districts of displacement



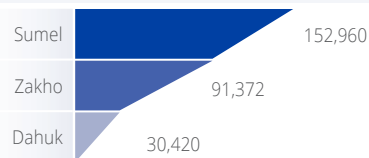
### ▶ Governorates of origin



Others include: Erbil, Salah al-Din, Kirkuk and Anbar

## Dahuk 280,869 IDPs

### ▶ Three main districts of displacement



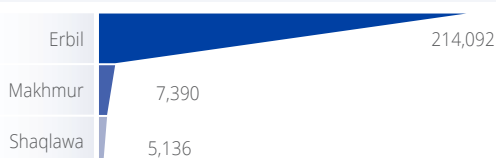
### ▶ Governorates of origin



Others include: Salah al-Din, Anbar, Kirkuk and Baghdad

## Erbil 232,192 IDPs

### ▶ Three main districts of displacement



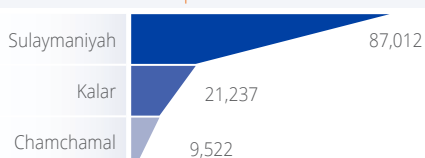
### ▶ Governorates of origin



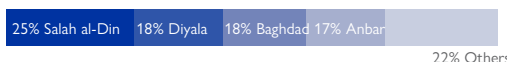
Others include: Baghdad, Erbil, Kirkuk and Diyala

## Sulaymaniyah 137,487 IDPs

### ▶ Three main districts of displacement



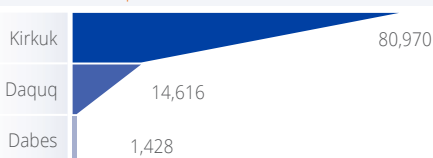
### ▶ Governorates of origin



Others include: Ninewa, Babylon and Kirkuk

## Kirkuk 97,440 IDPs

### ▶ Three main districts of displacement



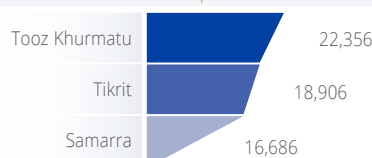
### ▶ Governorates of origin



Others include: Diyala, Anbar, Baghdad and Babylon

## Salah al-Din 66,744 IDPs

### ▶ Three main districts of displacement



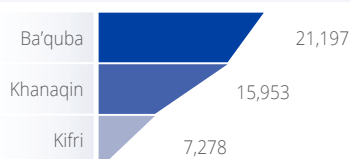
### ▶ Governorates of origin



Others include: Diyala, Ninewa and Anbar

## Diyala 50,494 IDPs

### ▶ Three main districts of displacement



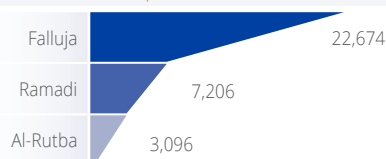
### ▶ Governorates of origin



Others include: Anbar, Babylon, Baghdad, Ninewa and Kirkuk

## Anbar 36,162 IDPs

### ▶ Three main districts of displacement



### ▶ Governorates of origin

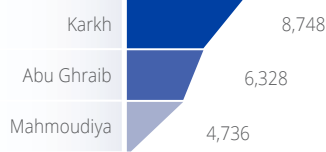


Others include: Salah al-Din, Baghdad, Ninewa and Kirkuk

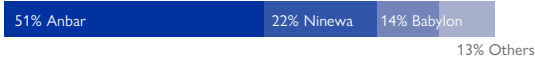
# DISPLACEMENT OVERVIEW

## Baghdad 32,400 IDPs

### ▶ Three main districts of displacement



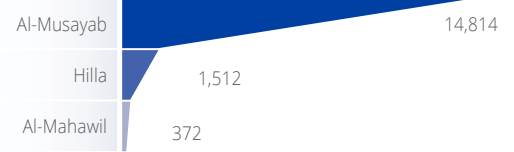
### ▶ Governorates of origin



Others include: Salah al-Din, Diyala, Baghdad and Kirkuk

## Babylon 16,992 IDPs

### ▶ Three main districts of displacement




### ▶ Governorates of origin



Others include: Anbar, Baghdad, Diyala, Salah al-Din and Kirkuk

## Kerbala 15,183 IDPs

### ▶ Three main districts of displacement



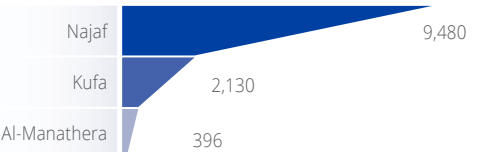
### ▶ Governorates of origin



Others include: Anbar, Kirkuk, Diyala, Salah al-Din and Baghdad

## Najaf 12,006 IDPs

### ▶ Three main districts of displacement



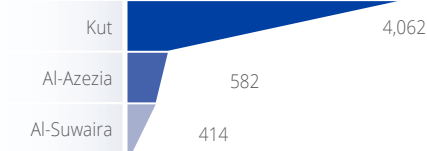
### ▶ Governorates of origin



Others include: Diyala, Salah al-Din, Anbar and Kirkuk

## Wassit 6,042 IDPs

### ▶ Three main districts of displacement



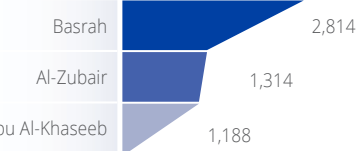
### ▶ Governorates of origin



Others include: Diyala, Salah al-Din and Anbar

## Basrah 6,312 IDPs

### ▶ Three main districts of displacement



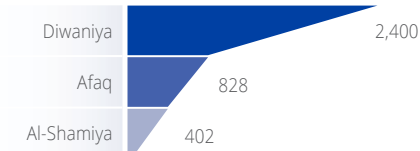
### ▶ Governorates of origin



Others include: Diyala, Baghdad and Babylon

## Qadisiya 3,804 IDPs

### ▶ Three main districts of displacement



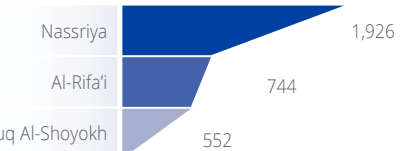
### ▶ Governorates of origin



Others include: Baghdad and Salah al-Din

## Thi-Qar 3,396 IDPs

### ▶ Three main districts of displacement



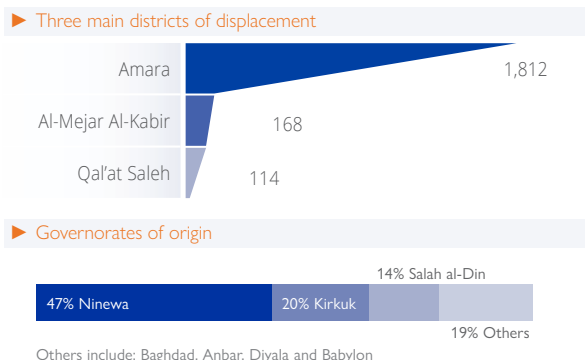
### ▶ Governorates of origin



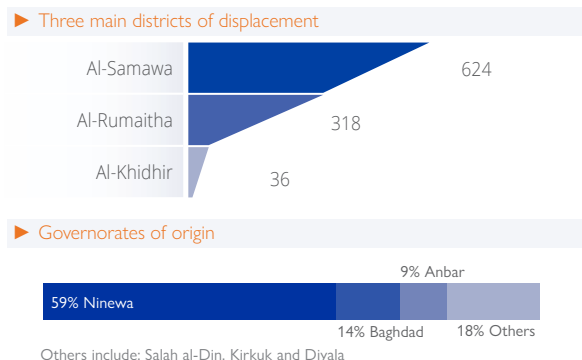
Others include: Baghdad, Salah al-Din, Diyala, Kirkuk and Babylon

# DISPLACEMENT OVERVIEW

## Missan 2,220 IDPs



## Muthanna 972 IDPs



### IDP SITUATION UPDATE

**Overall IDP figures:**<sup>1</sup> During July and August, DTM identified 1,299,987 IDPs (225,443 households) dispersed across 18 governorates, 104 districts, and 2,974 locations in Iraq. This represents a decrease of 81,345 IDPs from the figures of May–June 2020 (keeping in mind the methodological change of reduced in-camp IDP household size, the actual decrease is of 28,674 individuals) with the most significant decrease taking place in Dahuk, Ninewa, Erbil and Diyala.

**Recent IDP movements:** Despite the overall decrease in the total caseload of IDPs across the country, 10,210 IDP individuals arrived in assessed locations during July–August. Most new arrivals (9,142 individuals, accounting for 90% of all those recorded) came from other areas of displacement – representing a significant increase in secondarily displaced individuals from the May–June period (2,376 individuals). The most common governorates recording secondary displacements include Ninewa (5,556 individuals), Sulaymaniyah (1,410 individuals) and Baghdad (552 individuals). In addition, during July–August, several individuals were re-displaced after returning to their areas of origin, including in Ninewa (425 individuals), Kirkuk (180), Najaf (24), and Sulaymaniyah (12). Finally, 427 individuals were recorded as displaced from their area of origin for the first time, mainly to Sulaymaniyah Governorate (372 individuals), with small numbers also recorded in Ninewa (45) and Erbil (10). Most of them fled from Baghdad, Anbar and Ninewa governorates, due to the poor security situation, lack of services and a shortage of employment opportunities.

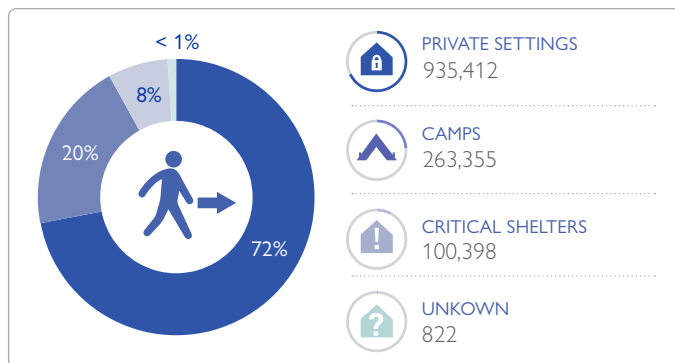
Additionally, in this round, a total of 4,176 individuals (696 families) have reportedly failed to return to Ninewa Governorate’s Makhmour and Hatra districts, and have had to re-displace again. The reasons for these failed returns include a lack of services and employment opportunities, as well as house destruction – especially in Makhmour’s Qaraj sub-district.

**IDP areas of origin:** 59 per cent of the current caseload of IDPs come from Ninewa Governorate (758,328 individuals), especially from Mosul (269,077), Sinjar (227,035) and Al-Ba’aj (103,295). The second and third largest shares of IDPs come from Anbar and Salah al-Din governorates, both with 11 per cent of IDPs. The top districts of origin are Ramadi (66,850), Falluja (47,678) and Al-Ka’im (10,886) in Anbar Governorate, and Tuz Khumatu (with 40,049), Baji (27,967) and Balad (27,872) in Salah al-Din Governorate.

**Shelter types:** 72 per cent of IDPs are living in private settings (935,412 individuals), 20 per cent are in camps (263,355), and 8 per cent (100,398) in critical shelters. A decrease of 66,969 IDP individuals was recorded in July and August, mainly in the governorates of Dahuk (-30,423), Ninewa (-24,083), Erbil (-4,064) and Sulaymaniyah (-2,859). At the district level, the three districts with the greatest decreases of IDPs living in camp settings are Sumel (-18,226 individuals), Zakho (-11,462), Mosul (-9,570) and Al-Hamdaniyah (-7,508). While the methodological change of reduced in-camp IDP household size does make these differences more significant, there has still been a significant overall reduction (-14,298) in the number of in-camp IDP individuals compared with the previous round. A total of 100,398 individuals were recorded as living in critical shelters. A decrease of 13,530 individuals living in critical shelters has been observed since the previous round.

At the national level, 8 per cent of IDPs continue to live in critical shelters; however, there is a notable variation among governorates: Anbar (where 52% of IDPs live in critical shelters), Salah al-Din (26%), Qadissiya (18%), Missan (11%), Baghdad (13%), Dahuk (10%) and Najaf (11%). Districts hosting the highest numbers of IDPs living in critical shelters include Sumel (23,160), Falluja (13,056), Samarra (8,184), Kirkuk (7,062) and Mosul (6,984). Additionally, there are 78 locations where all IDPs are living in critical shelters, mainly in the districts of Falluja (12 locations), Basrah (8 locations), and Al-Shikhan (8 locations).

Figure 2. IDP shelter types



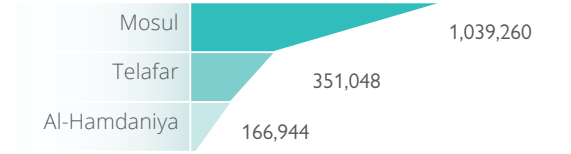
<sup>1</sup> Refer to the Methodology section for an overview of the calculation methodology that has been employed in this round to determine the number of individuals for in-camp IDPs, out-of-camp IDPs, and returnees.

# RETURNS OVERVIEW

The below graphs show (1) the number of returnees in all governorates of origin, (2) the number of returnees in each main district as well as (3) the proportion of returnees per governorate of last displacement for each governorate of origin

## Ninewa 1,834,356 Returnees

### ▶ Three main districts of return



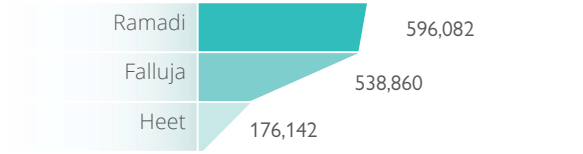
### ▶ Governorates of last displacement



Others: Najaf, Kerbala, Baghdad, Babylon, Kirkuk, Wassit, Sulaymaniyah, Salah al-Din, Basrah, Missan, Qadissiya, Thi-Qar, Muthanna, Diyala and Anbar

## Anbar 1,493,766 Returnees

### ▶ Three main districts of return



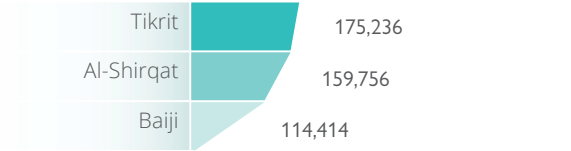
### ▶ Governorates of last displacement



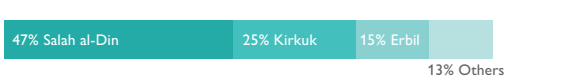
Others: Kirkuk, Sulaymaniyah, Babylon, Salah al-Din, Dahuk, Kerbala, Ninewa and Diyala

## Salah al-Din 697,854 Returnees

### ▶ Three main districts of return



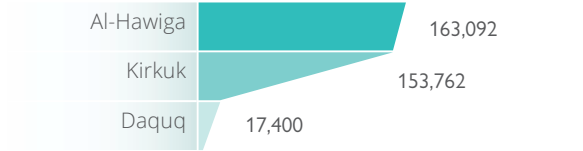
### ▶ Governorates of last displacement




Others: Sulaymaniyah, Baghdad, Dahuk, Basrah, Kerbala, Najaf, Diyala, Missan, Babylon, Thi-Qar and Wassit

## Kirkuk 341,490 Returnees

### ▶ Three main districts of return



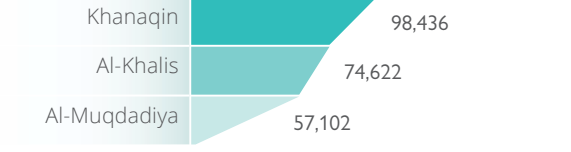
### ▶ Governorates of last displacement



Others: Erbil, Ninewa, Baghdad and Babylon

## Diyala 231,480 Returnees

### ▶ Three main districts of return



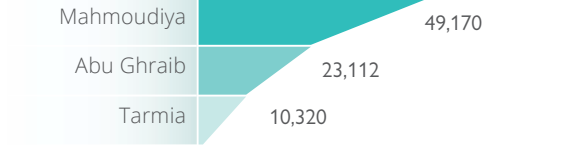
### ▶ Governorates of last displacement



Others: Baghdad, Erbil and Kerbala

## Baghdad 90,366 Returnees

### ▶ Three main districts of return



### ▶ Governorates of last displacement



Others: Sulaymaniyah, Kerbala and Missan

## Erbil 53,970 Returnees

### ▶ Three main districts of return



### ▶ Governorates of last displacement



## Dahuk 768 Returnees

### ▶ Three main districts of return



### ▶ Governorates of last displacement



# RETURNS OVERVIEW

## RETURNEE SITUATION UPDATE

**Overall return figures:** DTM identified a total of 4,744,050 returnees (790,675 households) across 18 governorates, 38 districts, and 2,070 locations in Iraq. A higher number of new returnees overall were recorded in Round 117 (25,920) compared with the number recorded in Round 116 (12,948); however, this number is substantially lower than the number recorded in Round 115 (44,778). This decrease can be partially explained by the movement restrictions imposed at the beginning of March in response to the COVID-19 pandemic.

Governorates with the highest numbers of overall returnees include Ninewa (1,834,356 with 27,186 new returnees since the last round), Anbar (1,493,766 with 9,702 fewer returnees), and Salah al-Din (697,854 with 5,712 new returnees). During the July–August period, DTM recorded 13,170 returnees (2,195 families) arriving from camps. Most returned to Ninewa Governorate<sup>2</sup> (11,706 individuals), especially to the districts of Sinjar (8,514 individuals) and Al-Ba’aj (2,262 individuals), and to Erbil Governorate (1,026 individuals, all of whom arrived to Makhmour District), as well as Salah al-Din Governorate (390 individuals, all of whom arrived to al-Shirqat District). Furthermore, between July–August, returns took place to 23 locations in the governorates of Ninewa, Salah al-Din and Diyala, which had previously witnessed no returns. Reasons for these returns included the improving security situation as well as security clearances, along with returnees’ desire to go home.

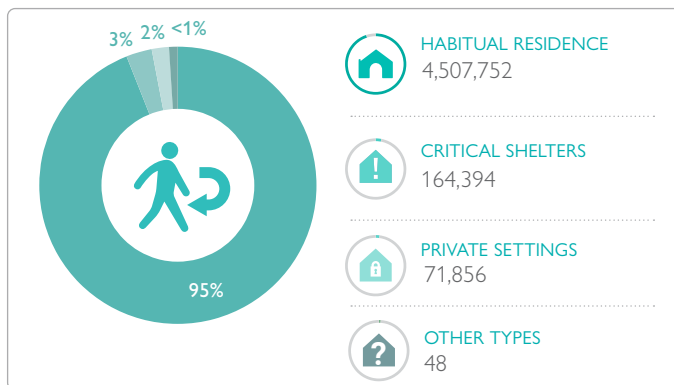
**District-level figures:** At the district level, Mosul in Ninewa remains the district hosting the highest number of returnees: 22 per cent of all individuals (1,039,260). In the period of July–August, the district of Sinjar recorded the highest number of new returnees (11,040), followed by Telafar (4,902) and Mosul (4,830). Ramadi district in Anbar has the second highest number of returnees (596,082), of whom 2,832 were recorded for the first time in this round. Additionally, Falluja has the third highest number of returnees (538,860). Falluja was the only district where lower number of returnees was recorded compared with the previous round (-13,278).

Districts with significant increases of returnees in this round include Sinjar (with 11,040 new individuals, now totaling 84,510), Telafar (with 4,902 new individuals, now totaling 351,048), as well as Al-Shirqat (with 696 new individuals, now totaling 159,756).

**Shelter types:** Almost all households (4,507,752 individuals, 95%) returned to habitual residences that are in good condition, and 71,856 individuals (2%) are living in private settings, while 164,394 are living in critical shelters (3%). Between July and August, 7,596 fewer returnees were recorded as living in critical shelters compared with the May–June period.

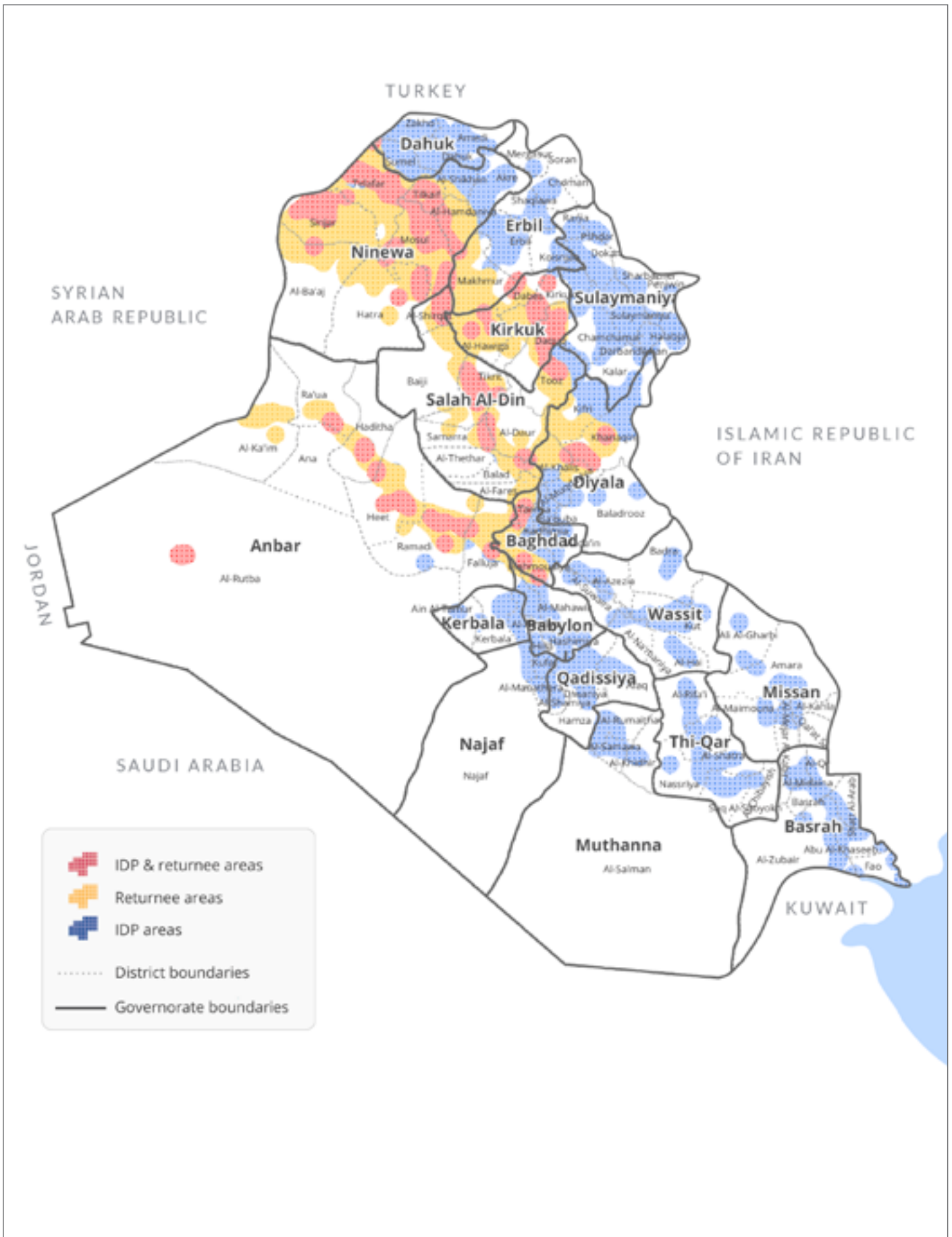
The highest number of individuals living in shelters in critical condition are in Ninewa Governorate (53,136), especially in Mosul (31,590), Sinjar (8,094) and Telafar (7,428). High numbers of individuals living in critical shelters are also recorded in Anbar Governorate (43,980), mainly in Falluja (15,090) and Ramadi (13,884), as well as Salah al-Din Governorate (38,022), especially in Baiji (10,770) and Tikrit (9,444). Overall, there are seven locations where all returnees are living in shelters in critical condition, with a total of 4,278 individuals. All returnees are living in shelters in critical condition in two locations in Anbar Governorate (where 3,120 individuals are residing), one location in Salah al-Din (780 individuals), two locations in Ninewa (138 individuals), one location in Kirkuk (150 individuals), and one location in Diyala (90 individuals).

Figure 3. Returnee shelter types



<sup>2</sup> In July–August 2020, DTM Iraq implemented multiple rounds of Emergency Tracking assessments, producing information on the number of individuals returning to Ninewa Governorate’s Sinjar and Al-Ba’aj districts from the Kurdistan Region of Iraq, as well as internally from within Ninewa governorate. All products are available at the following link: <http://iraqdtm.iom.int/ldp/Movements>

Map 1. Presence of IDPs and returnees by area



## METHODOLOGY

IOM's DTM aims to monitor displacement and provide accurate data about the IDP and returnee populations in Iraq. Data is collected through IOM's Rapid Assessment and Response Teams (RARTs), composed of over 100 staff members deployed across Iraq. Data collection for Round 117 took place during the months of July and August 2020 across 18 governorates.

Data from the IDP Master List and Returnee Master List is gathered through a well-established large network of over 9,500 key informants that includes community leaders, mukhtars, local authorities and security forces. Additional information is gathered from government registration data and partner agencies.

IOM RARTs collect Master List data continuously and report it bimonthly. However, limited access due to security issues and other operational constraints can affect information-gathering activities. The variation in displacement figures observed between different reporting periods, in addition to true variation of the population figures, may be influenced by other factors such as the continuous identification of previously displaced groups and the inclusion of data on secondary displacements within Iraq.

The displaced populations are identified through a process of collection, verification, triangulation and validation of data. IOM continues to closely coordinate with federal, regional and local authorities to maintain a shared and accurate understanding of displacement across Iraq.

To facilitate analysis, this report divides Iraq into three regions: the Kurdistan Region of Iraq (KRI) includes Dahuk, Sulaymaniyah and Erbil Governorates; the South includes Basrah, Missan, Najaf, Thi-Qar, Qadissiya and Muthana Governorates; and the Central North includes Anbar, Babylon, Baghdad, Diyala, Kerbala, Kirkuk, Ninewa, Salah al-Din and Wassit Governorates

### Calculations used to determine the number of individuals:

The number of individuals is calculated by multiplying the number of households by six, the average size of an Iraqi household as per governmental statistics, for all out-of-camp IDPs and returnees. For the first time, in this July–August 2020 round, the number of individuals for in-camp IDPs is calculated by multiplying the number of households by five, which is the average household size consistent with data from the Iraq Camp Coordination and Camp Management (CCCM) Cluster since 2018. For the most accurate and up-to-date information on out-of-camp IDPs, please refer to the [CCCM Cluster website](#).

In all Master List rounds prior to July–August 2020, the number of in-camp IDPs was calculated by multiplying the number of households by six. To be consistent with data that has previously been published, in this report, comparisons between the number of in-camp IDPs between rounds involved calculating the number of households by six in the May–June data, and by five in the July–August data. This change in calculation methodology means that the difference in the number of in-camp IDP individuals will be more significant than what has been recorded in comparative analysis findings included within previous Master List products.

The methodology uses the following definitions:

The DTM considers as internally displaced persons (IDPs) all Iraqis who were forced to flee from 1 January 2014 onwards and are still displaced within national borders at the moment of the assessment.

The DTM considers as returnees all those displaced since January 2014 who have returned to their location of origin, irrespective of whether they have returned to their former residence or to another shelter type. The definition of returnees is not related to the criteria of returning in safety and dignity, nor with a defined durable solutions strategy.

The location is defined as an area that corresponds either to a village for rural areas or a neighbourhood for urban areas (i.e. fourth official administrative division).

Habitual residence is the same residence prior to displacement.

Private settings include owned property, rented houses, hotels/motels and host families.

Critical shelters include informal settlements, religious buildings, schools and unfinished or abandoned buildings. For returnees, critical shelters also include habitual residences that are severely damaged or destroyed and for IDPs, long-term rental accommodations that are unfit for habitation (having characteristics of unfinished or severely damaged buildings).

## IOM DISCLAIMER

The information contained in this report is for general information purposes only. Names and boundaries on DTM information products do not imply official endorsement or acceptance by IOM. The information in the DTM portal is the result of data collected by IOM field teams and complements information provided and generated by governmental and other entities in Iraq. IOM Iraq endeavors to keep this information as up to date and accurate as possible, but makes no claim—expressed or implied—on the completeness, accuracy and suitability of the information provided through this report. Challenges that should be taken into account when using DTM data in Iraq include the fluidity of the displaced population movements along with repeated emergency situations and limited access to large parts of the country. In no event will IOM be liable for any loss or damage, whether direct, indirect or consequential, related to the use of this report and the information provided herein.

IOM Iraq thanks the U.S. Department of State, Bureau of Population, Refugees and Migration (PRM) for its continued support. IOM Iraq also expresses its gratitude to IOM Iraq's Rapid Assessment and Response Team (RART) members for their work in collecting the data, often in very difficult circumstances; their tireless efforts are the groundwork of this report.

