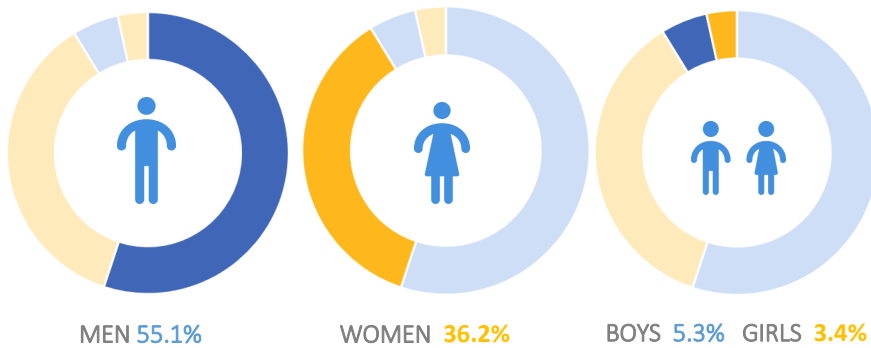


CONTEXT

The COVID-19 outbreak first reported in the People's Republic of China in late 2019 was declared a pandemic by the World Health Organisation (WHO) on 11 March 2020. As of 18 October, approximately 39,945,000 confirmed cases had been reported in 213 countries, areas or territories according to WHO and the neighboring country Dominican Republic already reported that 121,667 individuals tested positive to the virus with 2,203 who have died from the disease. On 20 March, the first two cases were confirmed in Haiti and the country remains at high risk of rapid contagion given the weak health system, the proximity and porous border with the Dominican Republic and the limited external connections now possible. In response, the Government of Haiti has communicated many important instructions to minimize the spread of the disease, particularly: closure of schools and factories, closure of airports and ports to passengers, banning of meetings of more than 10 people, nationwide curfew between 20:00 and 5:00 and plea for social distancing guidelines to be respected. Some of these restrictions were lifted or modified by the Haitian government as of 30 June 2020. At present, 8,979 cases of infection, 231 deaths and 7,303 recoveries have been confirmed in Haiti.

IOM has adapted its ongoing Displacement Tracking Matrix (DTM) initiative along the Haiti–Dominican Republic border to support the ongoing preparedness and response. The Flow Monitoring initiative is being carried out in 50 Border Crossing Points between Haiti and the Dominican Republic: 46 unofficial points and 4 official points in collaboration with the Support Group for the Repatriated and Refugees (GARR in French), Jesuit Services to Migrants (SJM in French) and Jano Siksè Border Network (RFJS in Haitian Creole).

DEMOGRAPHICS - WEEKS OF 5 OCTOBER TO 18 OCTOBER 2020



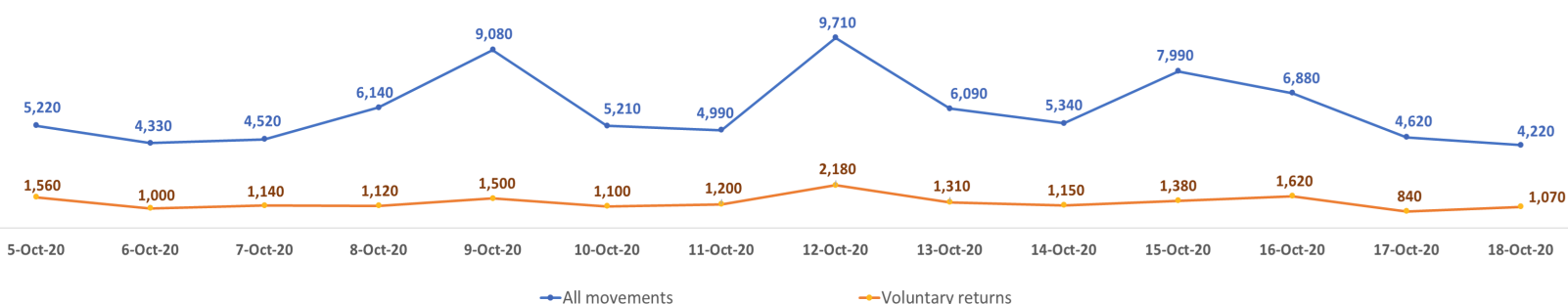
WEEKLY FIGURES - 5 OCTOBER TO 18 OCTOBER 2020

84,330 total cross border movements observed
39,176 going to the Dominican Republic
45,154 going to Haiti
18,162 of movements to Haiti are voluntary returns

BREAKDOWN OF VOLUNTARY RETURNS PER BORDER LOCATION - WEEK OF 5 OCTOBER TO 18 OCTOBER 2020

Département	Commune	5-Oct	6-Oct	7-Oct	8-Oct	9-Oct	10-Oct	11-Oct	12-Oct	13-Oct	14-Oct	15-Oct	16-Oct	17-Oct	18-Oct	Total per location
Nord-Est	Ouanaminthe	680	402	507	450	449	392	584	750	460	385	430	491	230	600	6,810
Centre	Belladère	747	501	500	526	931	622	503	1,322	714	671	803	1,007	513	385	9,745
Ouest	Malpasse	85	41	66	80	51	40	63	46	65	45	103	74	30	56	845
Ouest	Cornillon	12	22	17	18	20	20	23	27	34	20	4	13	29	10	269
Ouest	Fonds-Verettes	32	31	49	48	52	27	23	38	38	32	36	33	38	16	493
Total per date		1,556	997	1,139	1,122	1,503	1,101	1,196	2,183	1,311	1,153	1,376	1,618	840	1,067	18,162

CROSS BORDER MOVEMENTS AT THE BORDER FROM 5 OCTOBER TO 18 OCTOBER 2020



Please note that the figures above take into account all types of movements (forced, voluntary, daily etc.) observed along the monitored entry points. They do not replace official numbers but rather aim to provide insight on movements trends and patterns observed at the border.

In addition, these figures represent the data entered at the time of the report. Information is being entered consistently and figures updated as the information becomes available.

CUMULATIVE FIGURES FROM 17 MARCH 2020

637,033

Cumulative movements observed on border crossing points from 17 March to 18 October 2020.

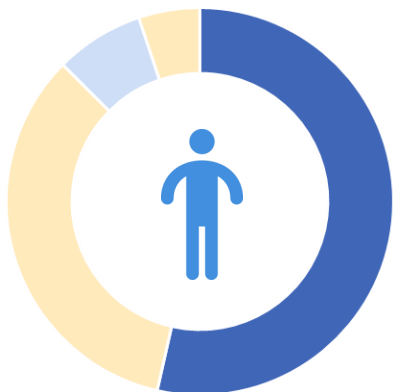
257,762

Cumulative movements observed from Haiti to the Dominican Republic from 17 March to 18 October 2020.

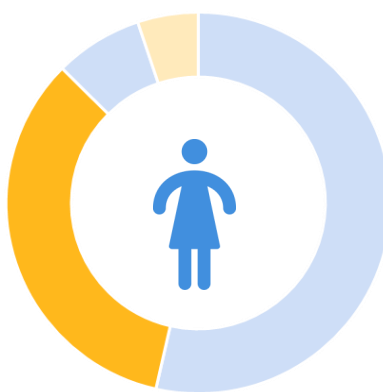
379,271

Cumulative movements observed from the Dominican Republic to Haiti from 17 March to 18 October 2020.

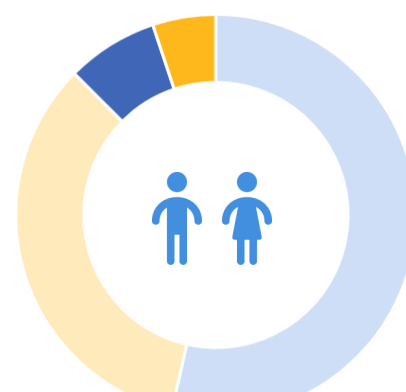
DEMOGRAPHICS SINCE ONSET OF COVID-19 IN HAITI - from 17 MARCH TO 18 OCTOBER 2020



MEN 53.9%




WOMEN 33.7%



BOYS 7.4% GIRLS 5.0%

VOLUNTARY RETURNS FROM 17 MARCH TO 18 OCTOBER 2020

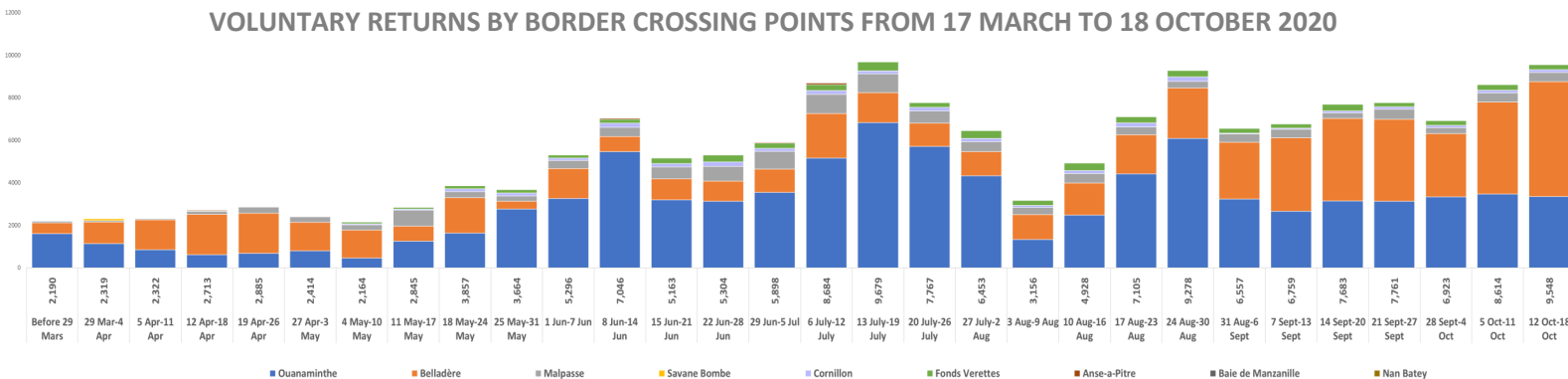


VOLUNTARY RETURNS

166,975

Voluntary Returns observed at the border from 17 March to 18 October 2020.

VOLUNTARY RETURNS BY BORDER CROSSING POINTS FROM 17 MARCH TO 18 OCTOBER 2020



REPATRIATIONS

The migration of Haitians remains one of the most complex and challenging in the region. It is estimated that there are more than 1.2 million Haitian migrants across the world (MPI 2017), mostly in the United States of America, Canada, France, the Bahamas and the Dominican Republic, among others. Haiti also remains highly exposed to natural disasters such as earthquakes and hurricanes. Adding to these challenges, the country's continuous socio-economic issues caused by political turmoil have consistently caused instability, widespread poverty, risks of epidemics among others. These factors combined contribute to exacerbate the country's vulnerability, thus directly driving irregular migration flows.

In line with this, IOM is monitoring other movements and migratory flows outside of Haiti, particularly those observed towards northern countries such as the Bahamas, Turks and Caicos and the United States of America. Indeed, as increased movements and repatriations of Haitian migrants from the Northern part of Haiti (Nord-Ouest, Nord and Nord-Est) have been observed for the better part of 2019 and early 2020, IOM's flow monitoring teams will continue to track all trends that may also affect movements toward the Dominican Republic.

In this context, "Coast Guard" refers to migrants apprehended at sea in the Bahamas, Turks and Caicos and the United States and repatriated by the Coast Guard.

CUMULATIVE FIGURES FROM 2018

2,890

Repatriations since 2018

REPATRIATIONS FIGURES FROM 2018

Country of Origin	Number of repatriated migrants	Female	Male
Bahamas	1,218	26%	74%
Chile	257	27%	73%
Cuba	12	25%	75%
Dominica	46	26%	74%
Mexico	305	33%	67%
Turks and Caicos	277	8%	92%
St Kitts and Nevis	12	0%	100%
Coast Guard	763	18%	82%

While repatriations were halted in light of COVID-19 restrictions, they have resumed in June. A total of **972** of Haitian migrants were repatriated to Haiti between 1 June to 18 October.

- **715 persons** forcefully repatriated from 6 locations (6 countries and at sea)
- **257 persons** voluntarily repatriated from Chile

REPATRIATIONS FIGURES AS OF ONSET OF COVID-19 IN HAITI

Month	Country of Origin	Number of repatriated migrants	Female	Male
June 2020	Turks and Caicos Islands	277	8%	92%
July 2020	Bahamas	88	38%	62%
August 2020	Bahamas	65	22%	78%
	Chile	150	27%	73%
	Cuba	12	25%	75%
	Dominica	46	26%	74%
	Mexico	55	33%	67%
	Coast Guard	117	9%	91%
September 2020	Chile	107*	47%*	53%*
	St Kitts and Nevis	12	0%	100%
October 2020	Bahamas	43	47%	53%

*The breakdown by sex for the repatriation from Chile in September refers only to the 47 persons assisted by IOM and ONM as the complete list was unavailable.

FLOWMINDER—INTERNAL DISPLACEMENT

To further complement the displacement information captured by the Flow Monitoring initiative, IOM Haiti has partnered with the international Non-profit Organization Flowminder, to further understand the mobility within the country following COVID-19. Flowminder uses and analyses anonymized and aggregated data from one of the Mobile Network Operators in Haiti—Digicel—to comprehend mobility patterns of populations in order to support decision making in crises situation such as the COVID-19 pandemic.

Given that large-scale changes in mobility are both a cause and an effect of the pandemic, Flowminder analyzes the effect of population's mobility on the speed and patterns of the epidemic. Moreover, the data collected through Mobile Network Operators will assess how government interventions such as travel restrictions, curfews, closure of public places, banning of gatherings among others, as well as how social and economic shifts caused by the epidemic affect mobility patterns and alter distributions of populations.

REPORT 1—MAIN RESULTS

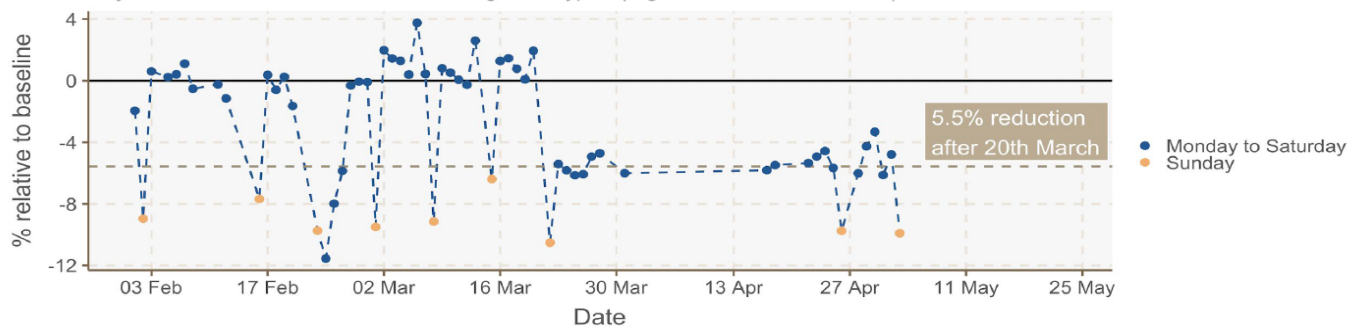
Changes in mobility of active phone numbers have been observed, particularly:

- Reduction have been observed in the number of daily visitors to densely populated centers (city centers, town centers and main border crossing points) after 20 March.
- No significant changes were observed in most regions, however slight increases were observed in residential and sparsely populated regions.
- In addition, countrywide mobility had also reduced as a reduction of the number of localities visited on average per mobile phone user has also been observed after 20 March.

CHANGES IN THE AVERAGE NUMBER OF LOCATIONS VISITED PER SUBSCRIBER (FLOWMINDER - REPORT 1)

Changes in the average number of locations visited per subscriber

Days have been removed due to missing CDR types (e.g. SMS or data sessions)



REPORT 2—MAIN RESULTS

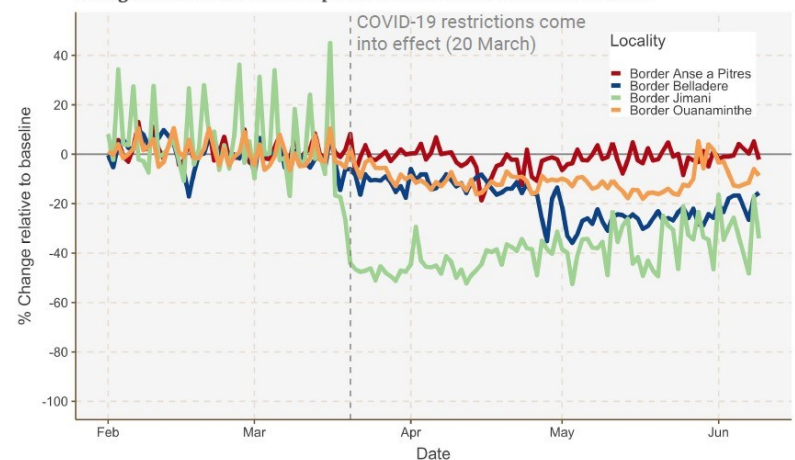
Changes in visitor numbers have been observed from 20 March to 30 April, particularly:

- Reduction of movements have been observed near border crossing points and along the roads leading to the official border crossing points of Ouanaminthe, Belladère and Malpasse. No reduction observed for Anse-a-Pitre.
- A decrease has been observed in commercial districts while users have increased in residential and remote areas. These trends may partially reflect diminished visits to workplaces as well as possible relocations from urban to rural areas as an increase in phone usage in rural areas has also been observed.

Decreases observed and highlighted on the first report remain consistent in the second report.

CHANGES IN VISITOR NUMBERS AT BORDER POINTS (FLOWMINDER - REPORT 2)

Changes in numbers of active phone users at selected border locations



**DTM**

IOM • OIM

THE UN MIGRATION AGENCY

HAITI : COVID-19 BORDER MONITORING

Flow Monitoring on 50 Border Crossing Points between Haiti and the Dominican Republic

HAITI - WEEKLY SITREP - 5 OCTOBER TO 18 OCTOBER 2020

BI-MONTHLY SITREP 25

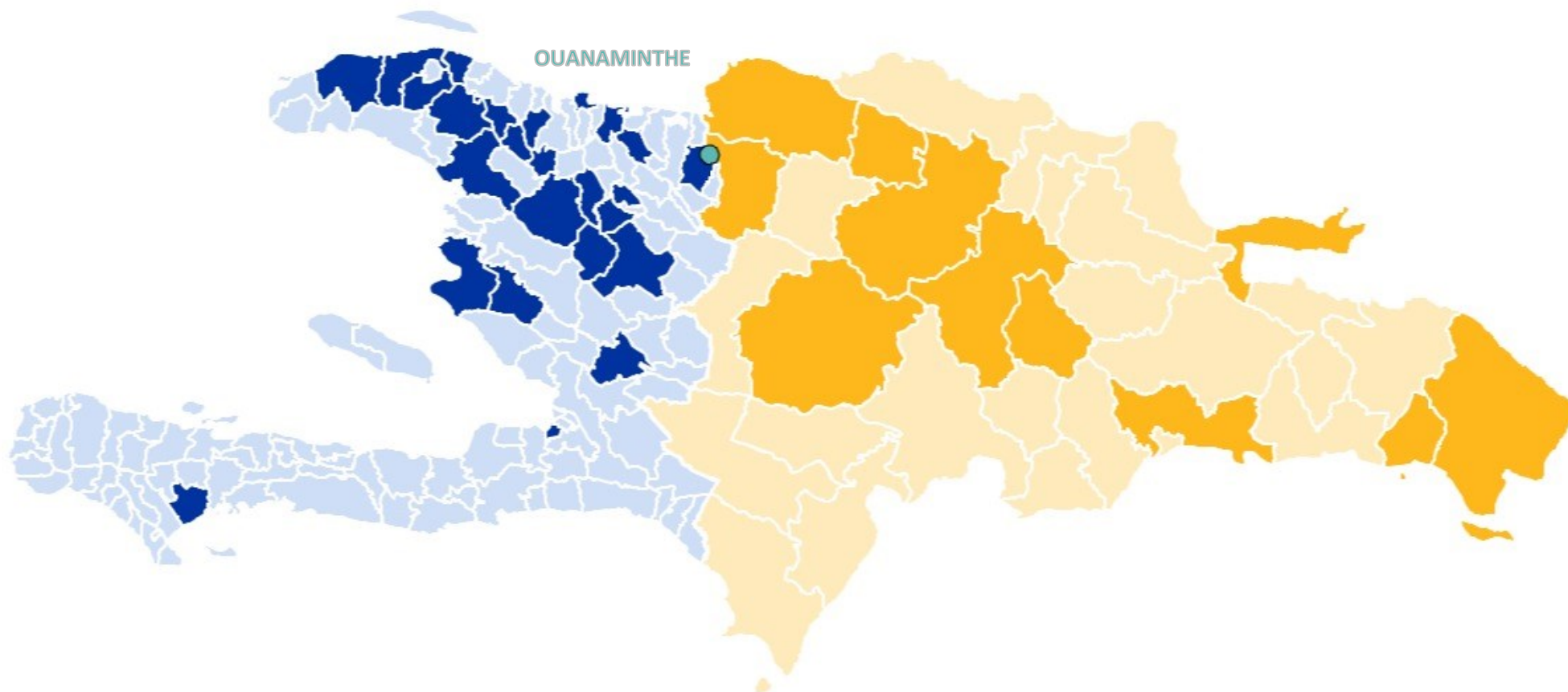
18 October 2020

23:00 (GMT -4)



Funded by the European Union

ORIGIN AND DESTINATION OF VOLUNTARY RETURNS BY BORDER CROSSING POINT—WEEKS OF 5 OCTOBER TO 18 OCTOBER 2020 - OUANAMINTHE



Origin in Dominican Republic

Monte Cristi, Dajabon, Santiago, Valverde, Espaillat, Santo Domingo, La Vega, Monseñor Nouel, Samaná, La Romana, La Altagracia, Distrito Nacional

Destination in Haiti: Département	Destination in Haiti: Commune
Nord-Ouest	Port-de-Paix, Saint Louis du Nord, Bassin-Bleu, Jean-Rabel
Nord	Cap-Haïtien, Pilate, Limbé, St-Raphaël, Limonade, Plaisance, Pignon, Ranquite
Nord-Est	Ouanaminthe, Trou du Nord
Artibonite	Gonaives, Saint-Marc, St-Michel, Verrettes, Gros-Morne, Marmelade
Centre	Maïssade, Mirebalais, Hinche
Ouest	Port-au-Prince
Sud	Cayes

For more information, please contact us at: dtmhaiti@iom.int

**DTM**

IOM • OIM

THE UN MIGRATION AGENCY

HAITI : COVID-19 BORDER MONITORING

Flow Monitoring on 50 Border Crossing Points between Haiti and the Dominican Republic

HAITI - WEEKLY SITREP - 5 OCTOBER TO 18 OCTOBER 2020

BI-MONTHLY SITREP 25

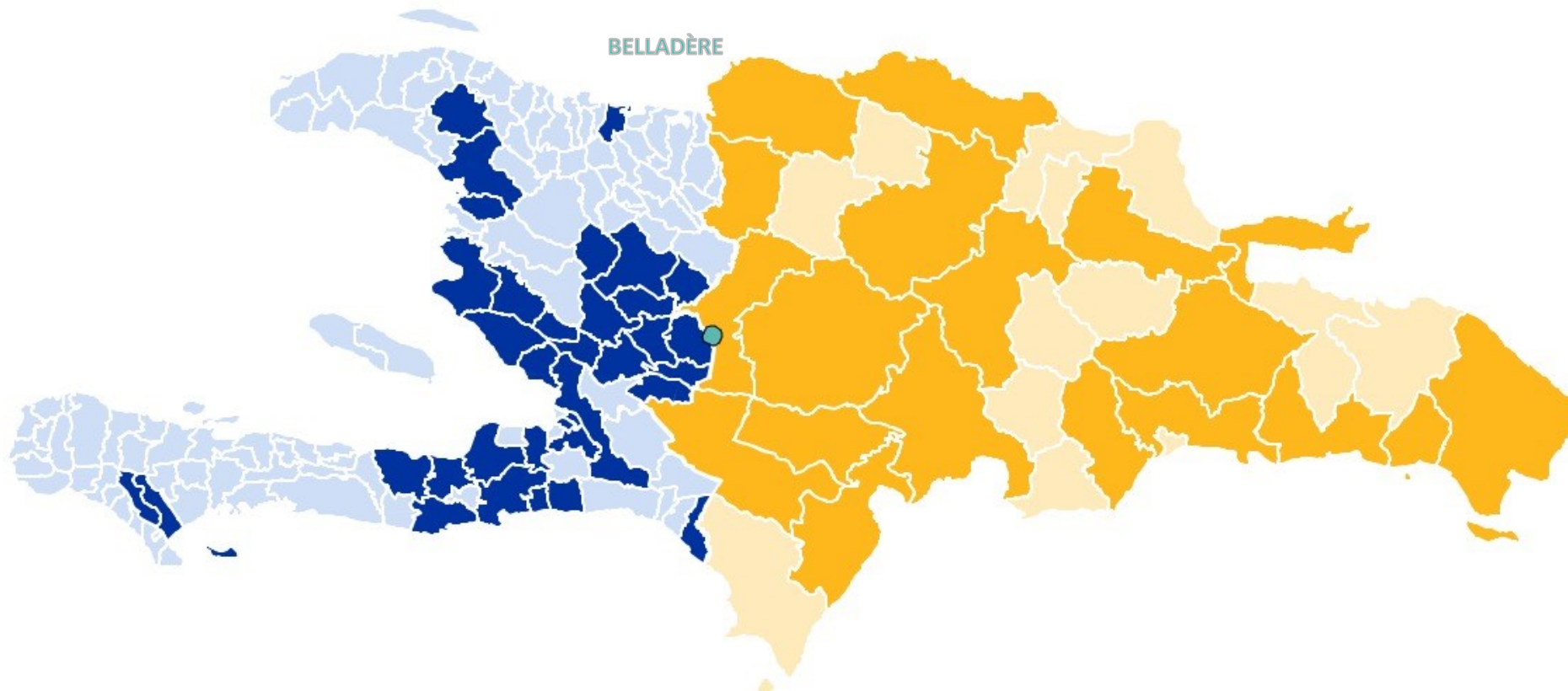
18 October 2020

23:00 (GMT -4)



Funded by the European Union

ORIGIN AND DESTINATION OF VOLUNTARY RETURNS BY BORDER CROSSING POINT—WEEKS OF 5 OCTOBER TO 18 OCTOBER 2020 - BELLADÈRE



Origin in Dominican Republic

Barahona, La Altagracia, La Vega, Independencia, San Cristobal, Puerto Plata, Santo Domingo, La Romana, San Juan, Dajabon, Azua, Samaná, Duarte, Elias Piña, San Pedro de Macoris, Bahoruco, Montecristi, Monte Plata, Distrito Nacional

Destination in Haiti: Département	Destination in Haiti: Commune
Nord	Limonade
Artibonite	Saint-Marc, Pont-Sondé, Gonaïves, L'Estère, La Chapelle, Verrettes, Marmelade, Gros Morne
Centre	Thomonde, Hinche, Maïssade, Lascahobas, Savanette, Belladère, Boucan Carré, Saut d'Eau, Thomassique, Mirebalais
Ouest	Arcahaie, Delmas, Croix-des-Bouquets, Croix-des-Missions, Pétiön-Ville, Tabarre, Carrefour, Gressier, Port-au-Prince, Léogane, Cabaret, Petit-Goâve, Grand-Goâve
Sud-Est	Jacmel, Cayes-Jacmel, Marigot, Baint
Sud	Cayes, Ile-à-Vache, Chantal, Torbeck

**DTM**

IOM • OIM

THE UN MIGRATION AGENCY

HAITI : COVID-19 BORDER MONITORING

Flow Monitoring on 50 Border Crossing Points between Haiti and the Dominican Republic

HAITI - WEEKLY SITREP - 5 OCTOBER TO 18 OCTOBER 2020

BI-MONTHLY SITREP 25

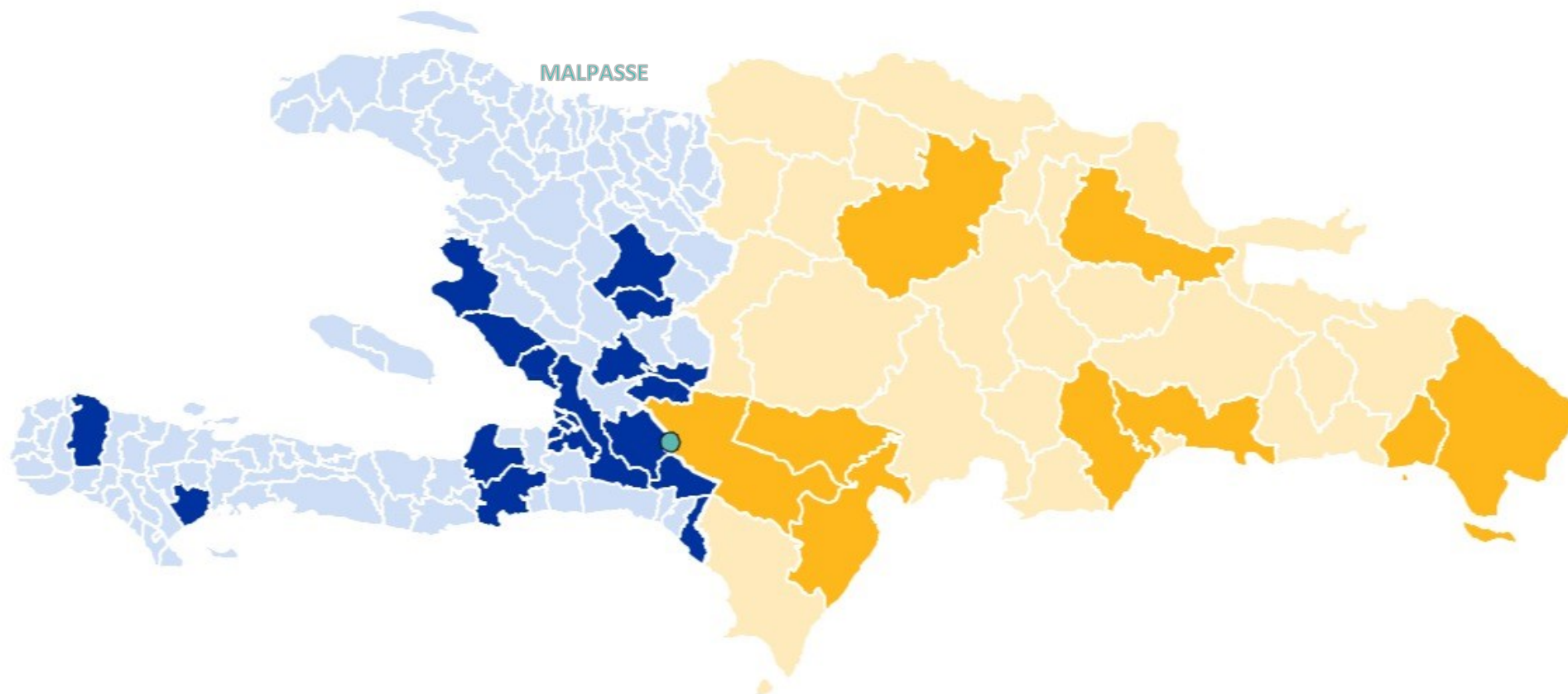
18 October 2020

23:00 (GMT -4)



Funded by the European Union

ORIGIN AND DESTINATION OF VOLUNTARY RETURNS BY BORDER CROSSING POINT—WEEKS OF 5 OCTOBER TO 18 OCTOBER 2020 - MALPASSE



Origin in Dominican Republic

La Altagracia, Santo Domingo, Duarte, Barahona, La Romana, Independencia, Santiago, Bahoruco, San Cristóbal, Distrito Nacional

Destination in Haiti: Département	Destination in Haiti: Commune
Artibonite	Saint-Marc
Centre	Thomonde, Mirebalais, Savanette, Hinche
Ouest	Delmas, Croix-des-Bouquets, Léogane, Cornillon, Cabaret, Tabarre, Cité-Soleil, Ganthier, Pétion-Ville, Arcahaie, Martissant, Fonds-Verrettes, Sarthe, Montrouis
Sud-Est	Anse-à-Pitres, Jacmel
Sud	Les Cayes
Nippes	Miragoane
Grande'Anse	Jérémie,



DTM

IOM • OIM

THE UN MIGRATION AGENCY

HAITI : COVID-19 BORDER MONITORING

Flow Monitoring on 50 Border Crossing Points between Haiti and the Dominican Republic

HAITI - WEEKLY SITREP - 5 OCTOBER TO 18 OCTOBER 2020

BI-MONTHLY SITREP 25

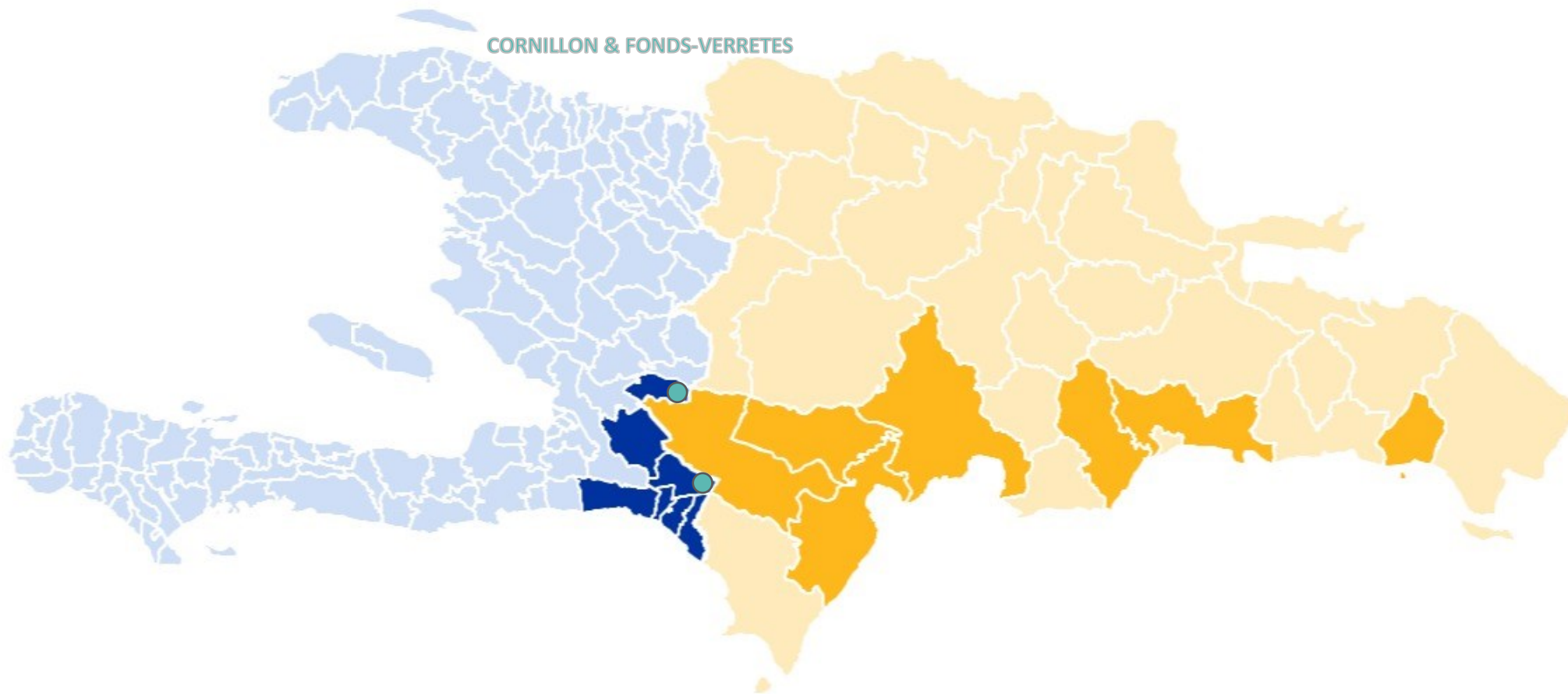
18 October 2020

23:00 (GMT -4)



Funded by the European Union

ORIGIN AND DESTINATION OF VOLUNTARY RETURNS BY BORDER CROSSING POINT—WEEKS OF 5 OCTOBER TO 18 OCTOBER 2020 - CORNILLON & FONDS-VERRETTES



Origin in Dominican Republic

Bahoruco, Barahona, Azua, Independencia, Duarte, Santo Domingo, Hato Mayor, La Romana, Distrito Nacional

Destination in Haiti: Département

Destination in Haiti: Commune

Ouest	Fonds-Verrettes, Cornillon/Grand-Bois, Ganthier
Sud-Est	Thiotte, Grand-Gosier, Belle-Anse, Anse-à-Pitres