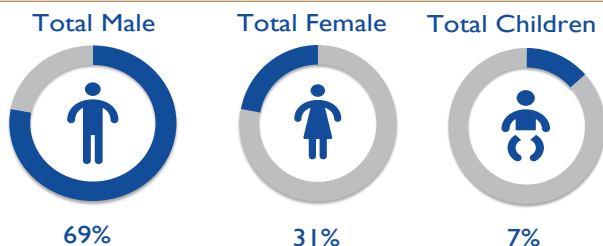


OVERVIEW

In September 2020, a total of 10,414* movements were observed across Ethiopia's six flow monitoring points (FMPs)**. This represents a 32% increase in daily average movement in comparison with August 2020 when an average of 237 movements per day were observed, however it is still 8% lower than the average daily movement in February, prior to the emergence of the first confirmed COVID-19 case in Ethiopia in March 2020. The average daily movement has been impacted by measures taken to contain the spread of COVID-19 in the region for more than six months. However, migration trends seem to be changing whereby there have been steady increases in movements since June 2020.

Following the ease of COVID-19-related movement restrictions in the region, outgoing movement during September has continued to be significantly higher (75%) than incoming movement (2%). Significantly, the percentage of outgoing versus incoming movements have rebalanced to ratios observed before the first COVID-19 case was confirmed in Ethiopia. A total of 7,803 outgoing movements were observed of which 4,492 (58%) were going to the Kingdom of Saudi Arabia and 1,074 (14%) intended to go to Djibouti. 2,611 incoming movements were observed, of which 1,538 (59%) had originated from Sudan. It should be noted that most of these movements (1,502) were Ethiopian nationals who were likely returning home.

DEMOGRAPHICS



VULNERABILITY PROFILE

	1.4%	Children Under 5 years
	1.1%	Male Unaccompanied Children
	0.6%	Female Unaccompanied Children
	0.6%	Lactating Mothers
	0.6%	Pregnant Females
	0.3%	Physical Disability

KEY FIGURES

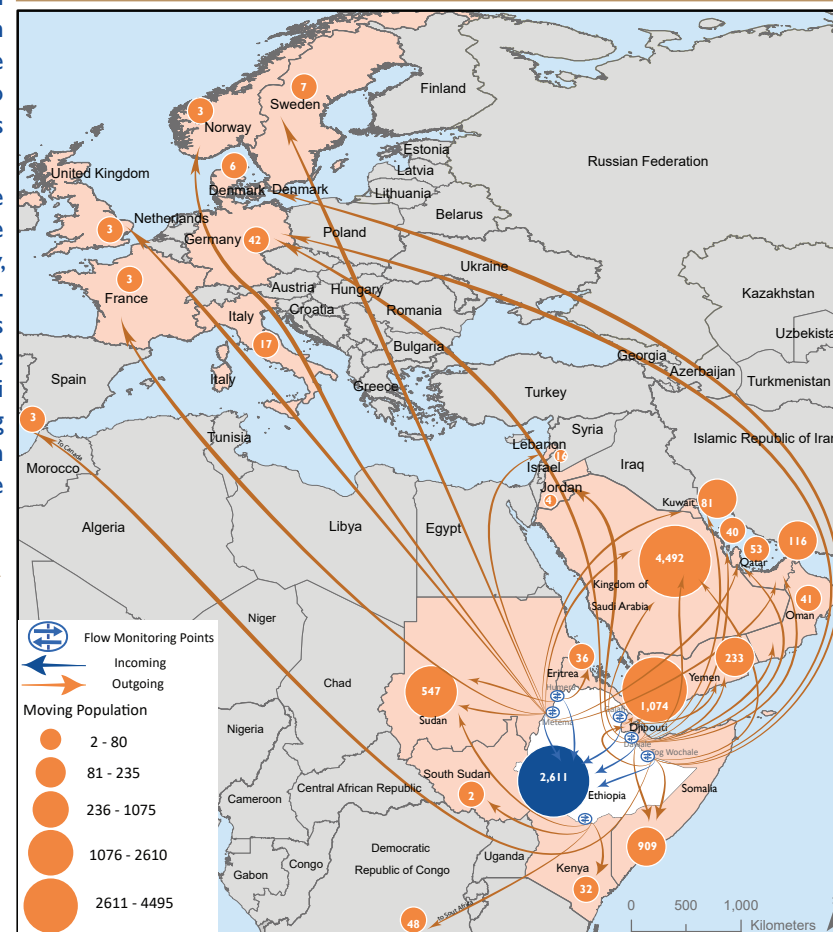


10,414
Total Movements Observed

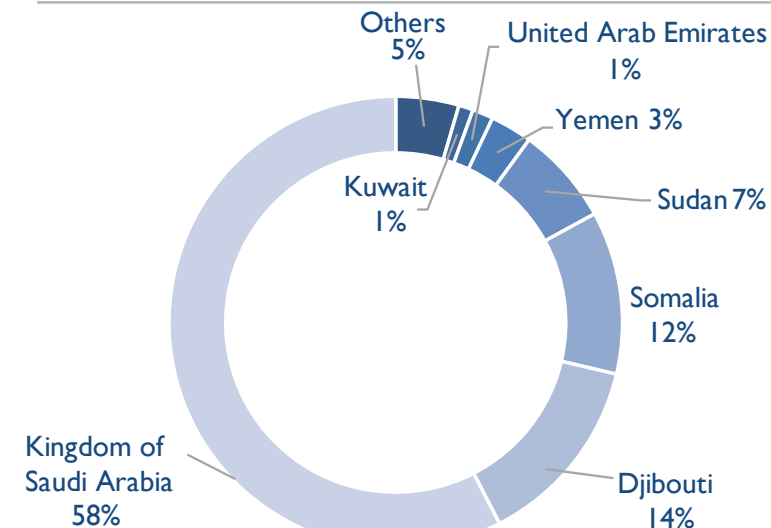


6
Flow Monitoring Points

MOVEMENT ILLUSTRATION

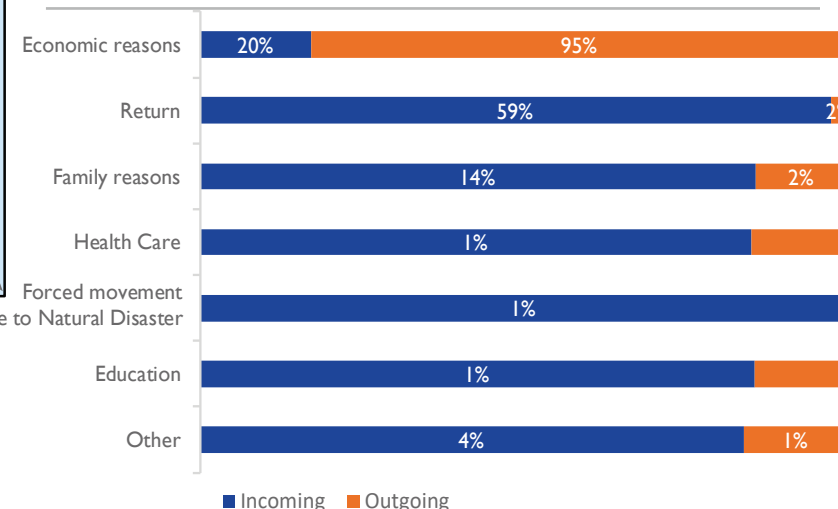


INTENDED DESTINATIONS

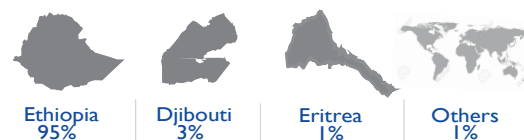


***Please note that figures from Yemen and the Kingdom of Saudi Arabia should be interpreted jointly as movement to KSA often passes through Yemen.*

TYPE OF FLOW



NATIONALITIES OF PEOPLE ON THE MOVE



*Data collection at the newly activated Moyale Flow Monitoring Point occurred between 20 to 30 September 2020.

** Moyale is a six flow monitoring points re-activated in september locate at the Ethio-Kenyan border

Disclaimer: This map is for illustration purposes only. Names and boundaries on this map do not imply official endorsement or acceptance by IOM.

DATA SOURCES: DTM, OCHA, ESRI, UNDP