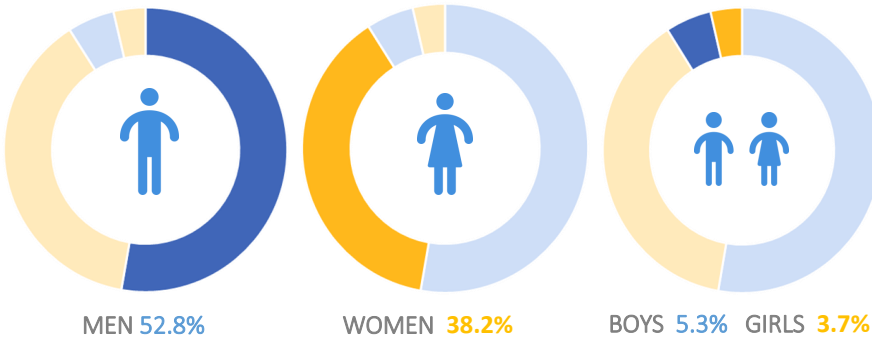


CONTEXT

The COVID-19 outbreak first reported in the People’s Republic of China in late 2019 was declared a pandemic by the World Health Organisation (WHO) on 11 March 2020. As of 4 October, approximately 34,804,000 confirmed cases had been reported in 213 countries, areas or territories according to WHO and the neighboring country Dominican Republic already reported that 115,054 individuals tested positive to the virus with 2,144 who have died from the disease. On 20 March, the first two cases were confirmed in Haiti and the country remains at high risk of rapid contagion given the weak health system, the proximity and porous border with Dominican Republic and the limited external connections now possible. In response, the Government of Haiti has communicated many important instructions to minimize the spread of the disease, particularly: closure of schools and factories, closure of airports and ports to passengers, banning of meetings of more than 10 people, nationwide curfew between 20:00 and 5:00 and plea for social distancing guidelines to be respected. Some of these restrictions were lifted or modified by the Haitian government as of 30 June 2020. At present, 8,838 cases of infection, 229 deaths and 7,013 recoveries have been confirmed in Haiti.

IOM has adapted its ongoing Displacement Tracking Matrix (DTM) initiative along the Haiti– Dominican Republic border to support the ongoing preparedness and response. The Flow Monitoring initiative is being carried out in 50 Border Crossing Points between Haiti and the Dominican Republic: 46 unofficial points and 4 official points in collaboration with the Support Group for the Repatriated and Refugees (GARR in French), Jesuit Services to Migrants (SJM in French) and Jano Siksè Border Network (RFJS in Haitian Creole).

DEMOGRAPHICS - WEEKS OF 21 SEPTEMBER TO 4 OCTOBER 2020



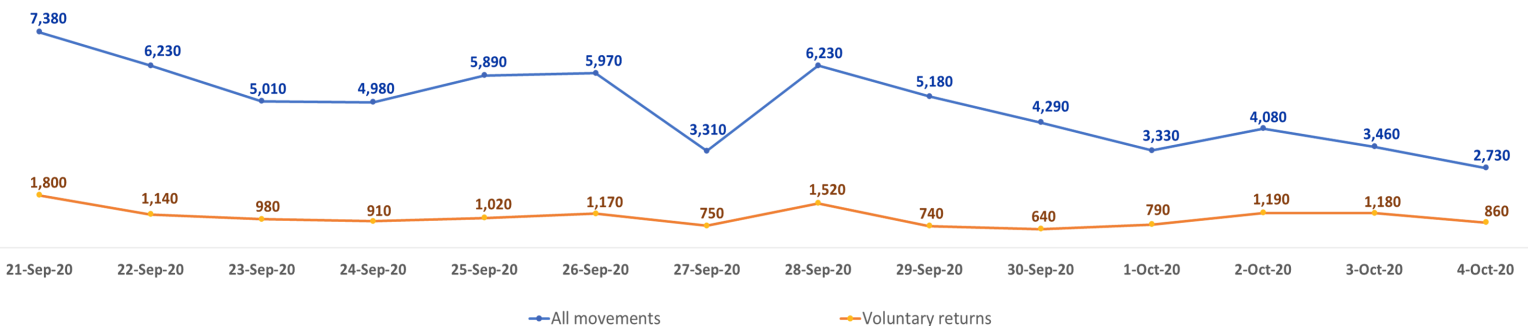
WEEKLY FIGURES - 21 SEPTEMBER TO 4 OCTOBER 2020

68,059 total cross border movements observed
27,099 going to the Dominican Republic
40,960 going to Haiti
14,684 of movements to Haiti are voluntary returns

BREAKDOWN OF VOLUNTARY RETURNS PER BORDER LOCATION - WEEK OF 21 SEPTEMBER TO 4 OCTOBER 2020

Département	Commune	21-Sep	22-Sep	23-Sep	24-Sep	25-Sep	26-Sep	27-Sep	28-Sep	29-Sep	30-Sep	1-Oct	2-Oct	3-Oct	4-Oct	Total per location
Nord-Est	Ouanaminthe	1,000	450	297	317	335	500	230	600	300	300	370	618	715	433	6,465
Centre	Belladère	618	548	568	510	604	577	427	811	351	273	335	475	369	350	6,816
Ouest	Malpasse	128	72	50	35	40	69	75	57	48	30	46	36	54	26	766
Ouest	Cornillon	23	21	26	20	12	8	10	15	15	12	12	19	14	17	224
Ouest	Fonds-Verettes	35	48	34	30	25	11	8	39	26	29	26	41	32	29	413
Total per date		1,804	1,139	975	912	1,016	1,165	750	1,522	740	644	789	1,189	1,184	855	14,684

CROSS BORDER MOVEMENTS AT THE BORDER FROM 21 SEPTEMBER TO 4 OCTOBER 2020



Please note that the figures above take into account all types of movements (forced, voluntary, daily etc.) observed along the monitored entry points. They do not replace official numbers but rather aim to provide insight on movements trends and patterns observed at the border.

In addition, these figures represent the data entered at the time of the report. Information is being entered consistently and figures updated as the information becomes available.

CUMULATIVE FIGURES FROM 17 MARCH 2020

553,026

Cumulative movements observed on border crossing points from 17 March to 4 October 2020.

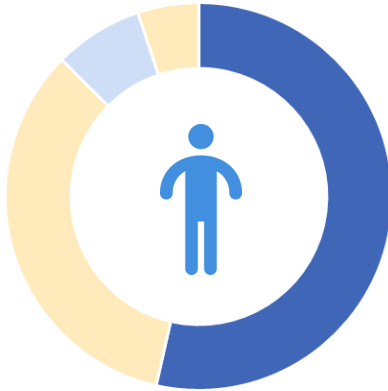
223,822

Cumulative movements observed from Haiti to the Dominican Republic from 17 March to 4 October 2020.

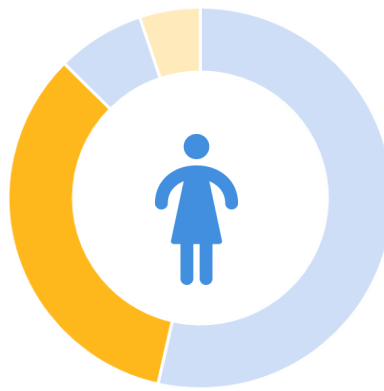
329,204

Cumulative movements observed from the Dominican Republic to Haiti from 17 March to 4 October 2020.

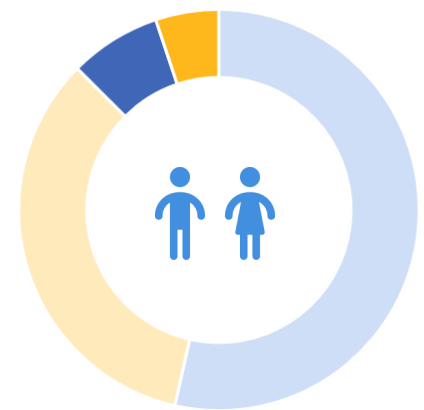
DEMOGRAPHICS SINCE ONSET OF COVID-19 IN HAITI - from 17 MARCH TO 4 OCTOBER 2020



MEN 53.6%

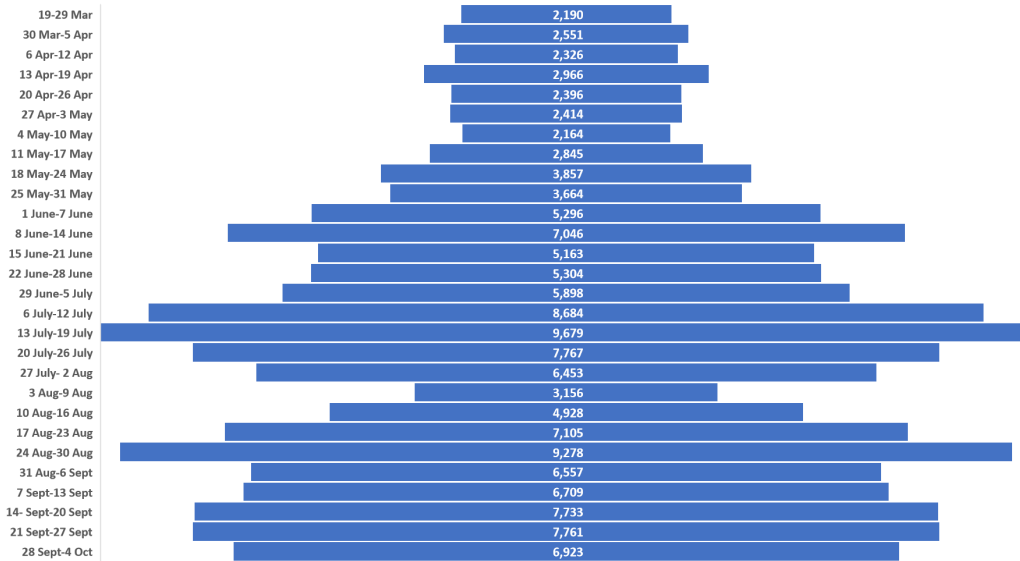


WOMEN 33.9%



BOYS 7.4% GIRLS 5.1%

VOLUNTARY RETURNS FROM 17 MARCH TO 4 OCTOBER 2020

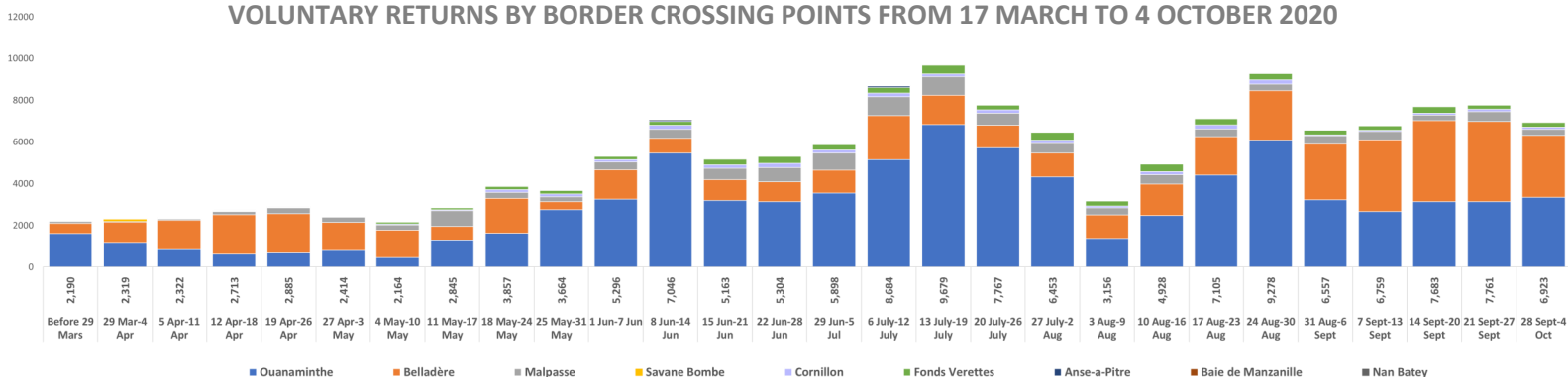


VOLUNTARY RETURNS

148,813

Voluntary Returns observed at the border from 17 March to 4 October 2020.

VOLUNTARY RETURNS BY BORDER CROSSING POINTS FROM 17 MARCH TO 4 OCTOBER 2020



REPATRIATIONS

The migration of Haitians remains one of the most complex and challenging in the region. It is estimated that there are more than 1.2 million persons Haitian migrants across the world (MPI 2017), most in United States of America, Canada, France, the Bahamas and Dominican Republic, among others. Haiti also remains highly exposed to natural disasters such as earthquakes and hurricanes. Adding to these challenges, the country's continuous socio-economic issues caused by political turmoil have consistently caused instability, widespread poverty, risks of epidemics among others. These factors combined contribute to exacerbate the country's vulnerability thus directly driving irregular migration flows.

In line with this, IOM is monitoring other movements and migratory flows outside of Haiti, particularly those observed towards northern countries such as the Bahamas, Turks and Caicos and United States of America. Indeed, as increased movements and repatriations of Haitian migrants from the Northern part of Haiti (Nord-Ouest, Nord and Nord-Est) have been observed for the better part of 2019 and early 2020, IOM's flow monitoring teams will continue to track all trends that may also affect movements toward the Dominican Republic.

In this context, "Coast Guard" refers to migrants apprehended at sea in the Bahamas, Turks and Caicos and the United States and repatriated by the Coast Guard.

CUMULATIVE FIGURES FROM 2018

2,847

Repatriations since 2018

REPATRIATIONS FIGURES FROM 2018

Country of Origin	Number of repatriated migrants	Female	Male
Bahamas	1,175	25%	75%
Chile	257	27%	73%
Cuba	12	25%	75%
Dominica	46	26%	74%
Mexico	305	33%	67%
Turks and Caicos	277	8%	92%
St Kitts and Nevis	12	0%	100%
Coast Guard	763	18%	82%

While repatriations were halted in light of COVID-19 restrictions, they have resumed in June. A total of **929** of Haitian migrants were repatriated to Haiti between 1 June to 20 September.

- **672 persons** forcefully repatriated from 6 locations (5 countries and at sea)
- **257 persons** voluntarily repatriated from Chile

REPATRIATIONS FIGURES AS OF ONSET OF COVID-19 IN HAITI

Month	Country of Origin	Number of repatriated migrants	Female	Male
Jun 2020	Iles Turques et Caiques	277	8%	92%
Juillet 2020	Bahamas	88	38%	62%
Août 2020	Bahamas	65	22%	78%
	Chile	150	27%	73%
	Cuba	12	25%	75%
	Dominique	46	26%	74%
	Mexique	55	33%	67%
	Garde-Côtes	117	9%	91%
September 2020	Chili	107*	47%*	53%*
	St Kitts et Nevis	12	0%	100%

*The breakdown by sex for the repatriation from Chile in September refers only to the 47 persons assisted by IOM and ONM as the complete list was unavailable.

FLOWMINDER—INTERNAL DISPLACEMENT

To further complement the displacement information captured by the Flow Monitoring initiative, IOM Haiti has partnered with the international Non-profit Organization Flowminder, to further understand the mobility within the country following COVID-19. Flowminder uses and analyses anonymized and aggregated data from one of the Mobile Network Operators in Haiti—Digicel—to comprehend mobility patterns of populations in order to support decision making in crises situation such as the COVID-19 pandemic.

Given that large-scale changes in mobility are both a cause and an effect of the pandemic, Flowminder analyzes the effect of population's mobility on the speed and patterns of the epidemic. Moreover, the data collected through Mobile Network Operators will assess how government interventions such as travel restrictions, curfews, closure of public places, banning of gatherings among others, as well as how social and economic shifts caused by the epidemic affect mobility patterns and alter distributions of populations.

REPORT 1—MAIN RESULTS

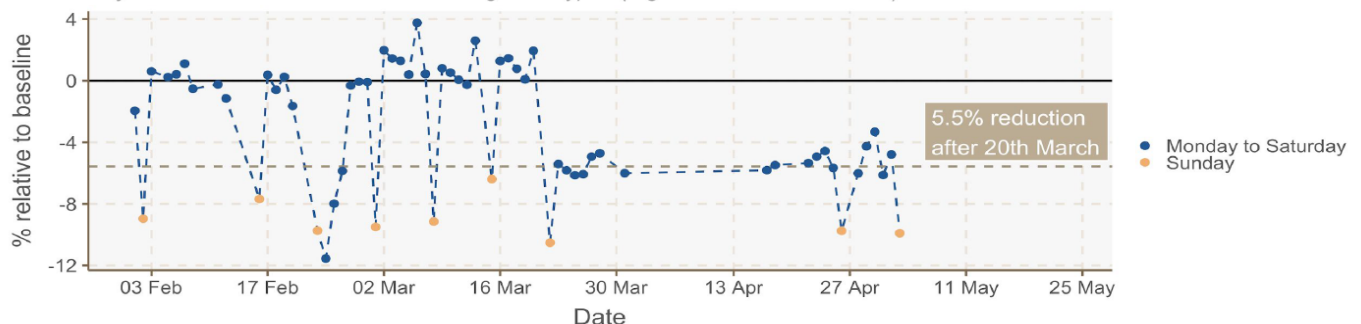
Changes in mobility of active phone numbers have been observed, particularly:

- Reduction have been observed in the number of daily visitors to densely populated centers (city centers, town centers and main border crossing points) after 20 March.
- No significant changes were observed in most regions, however slight increases were observed in residential and sparsely populated regions.
- In addition, countrywide mobility had also reduced as a reduction of the number of localities visited on average per mobile phone user has also been observed after 20 March.

CHANGES IN THE AVERAGE NUMBER OF LOCATIONS VISITED PER SUBSCRIBER (FLOWMINDER - REPORT 1)

Changes in the average number of locations visited per subscriber

Days have been removed due to missing CDR types (e.g. SMS or data sessions)



REPORT 2—MAIN RESULTS

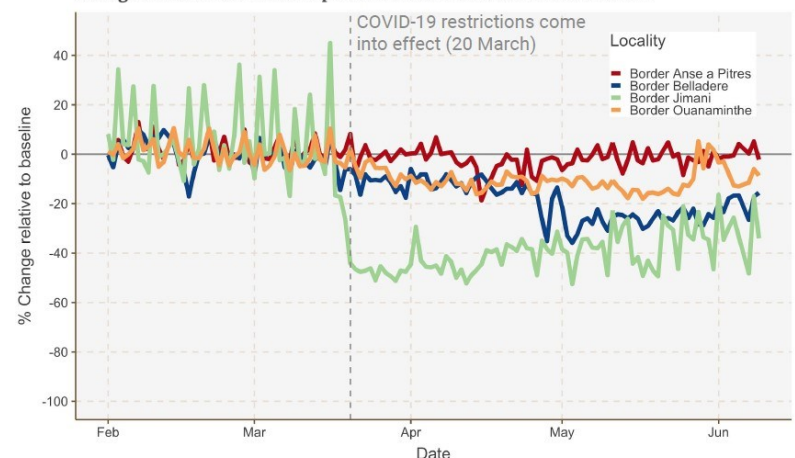
Changes in visitor numbers have been observed from 20 March to 30 April, particularly:

- Reduction of movements have been observed near border crossing points and along the roads leading to the official border crossing points of Ouanaminthe, Belladère and Malpasse. No reduction observed for Anse-a-Pitre.
- A decrease has been observed in commercial districts while users have increased in residential and remote areas. These observed trends may partially reflect diminished visits to workplaces as well as possible relocations from urban to rural areas as an increase in phone usage in rural areas has also been observed.

Decreases observed and highlighted on the first report remain consistent in the second report.

CHANGES IN VISITOR NUMBERS AT BORDER POINTS (FLOWMINDER - REPORT 2)

Changes in numbers of active phone users at selected border locations



**DTM**

IOM • OIM

THE UN MIGRATION AGENCY

HAITI : COVID-19 BORDER MONITORING

Flow Monitoring on 50 Border Crossing Points between Haiti and the Dominican Republic

HAITI - WEEKLY SITREP - 21 SEPTEMBER TO 4 OCTOBER 2020

BI-MONTHLY SITREP 24

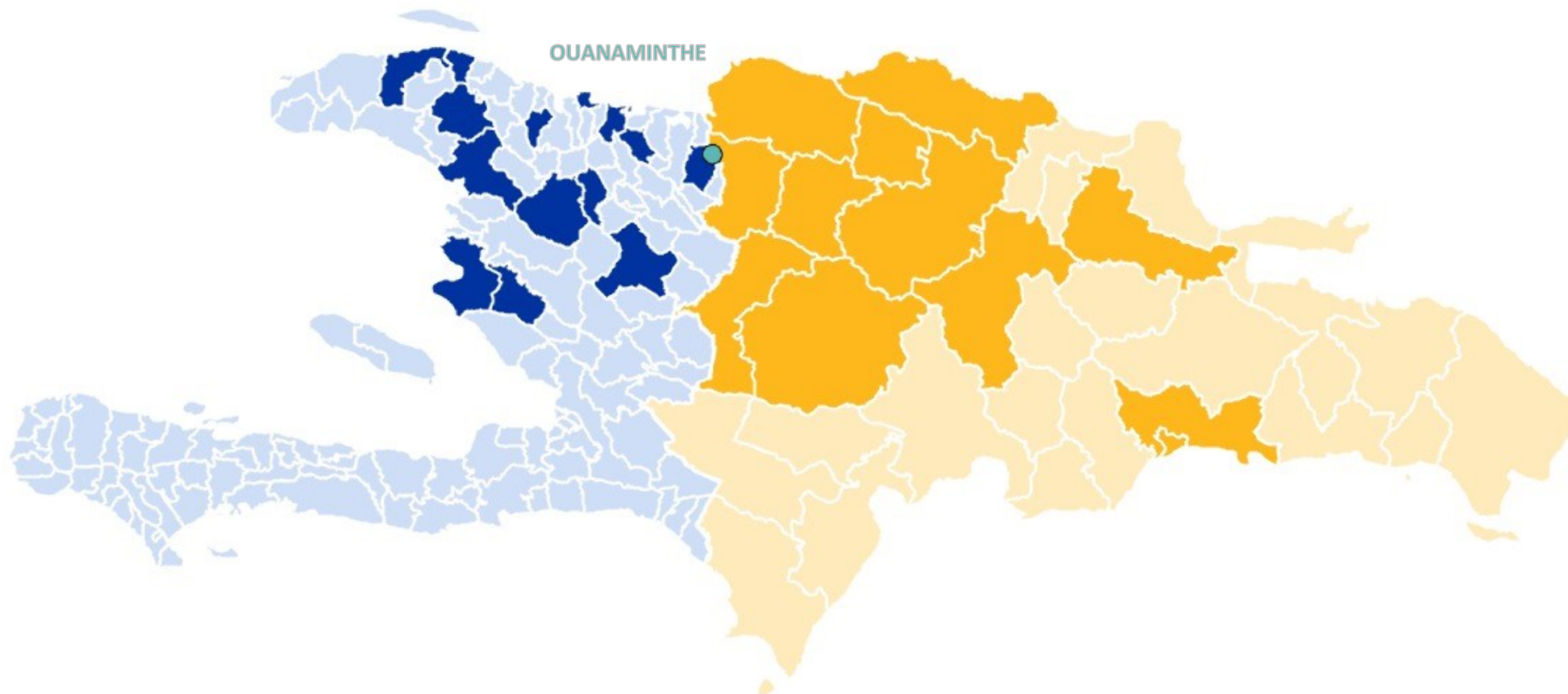
4 October 2020

23:00 (GMT -4)



Funded by the European Union

ORIGIN AND DESTINATION OF VOLUNTARY RETURNS BY BORDER CROSSING POINT—WEEKS OF 21 SEPTEMBER TO 4 OCTOBER 2020 - OUANAMINTHE

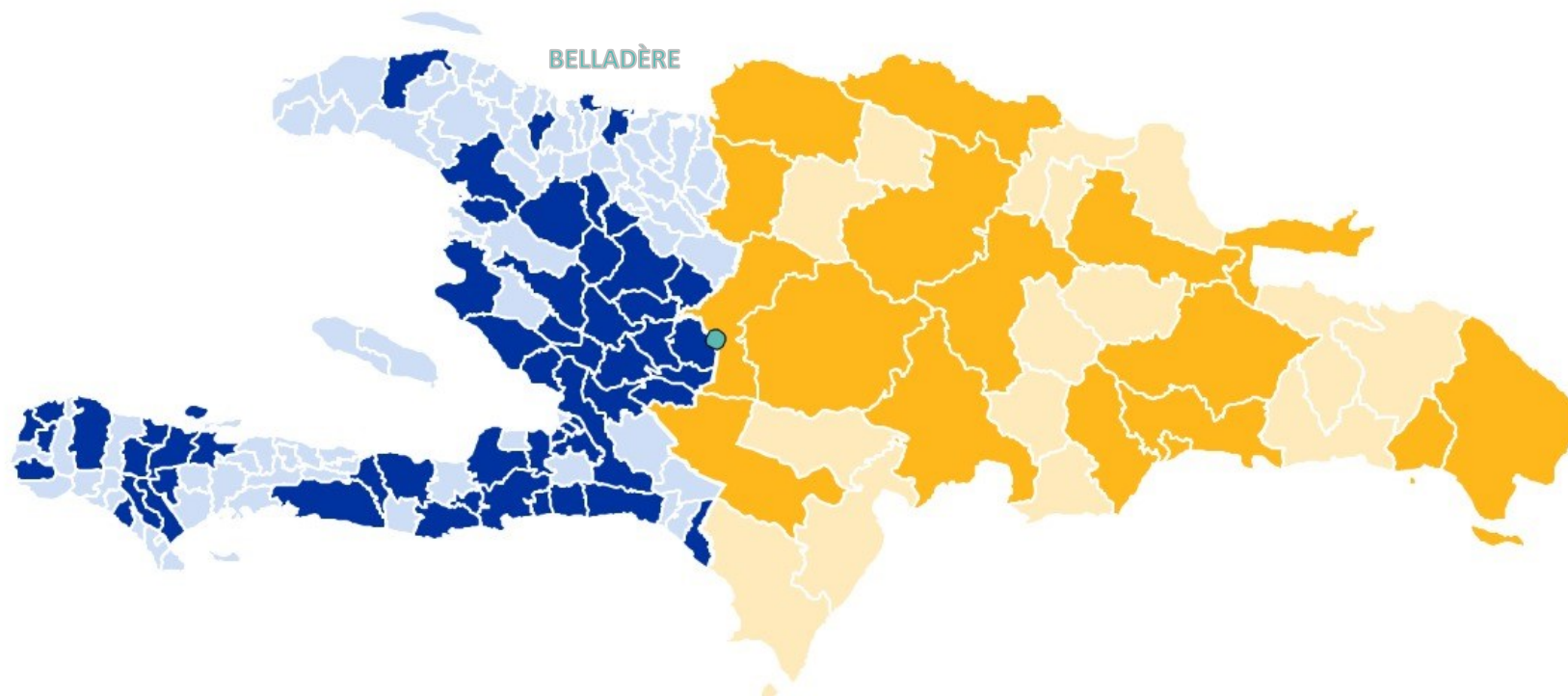


Origin in Dominican Republic

Santiago, Puerto Plata, Santo Domingo, Montecristi, Dajabon, Distrito Nacional, La Vega, Valverde, San Juan, San Francisco de Macoris, Elias Pina, Santiago Rodriguez, Duarte

Destination in Haiti: Département	Destination in Haiti: Commune
Nord-Ouest	Port-de-Paix, Saint Louis du Nord
Nord	Cap-Haitien, Limbé, Saint-Raphael, Limonade
Nord-Est	Ouanaminthe, Trou du Nord
Artibonite	Gonaives, Saint-Marc, Saint-Michel, Verrettes, Gros-Morne
Centre	Hinche

For more information, please contact us at: dtmhaiti@iom.int

ORIGIN AND DESTINATION OF VOLUNTARY RETURNS BY BORDER CROSSING POINT—WEEKS OF 21 SEPTEMBER TO 4 OCTOBER 2020 - BELLADÈRE

Origin in Dominican Republic

Santiago, La Romana, Duarte, Azua, Santo Domingo, San Juan, Distrito Nacional, Samana, Montecristi, Puerto Plata, La Vega, San Cristobal, Monte Plata, Elias Pina, Independencia, Dajabon, La Altagracia

Destination in Haiti: Département	Destination in Haiti: Commune
Nord-Ouest	Port-de-Paix
Nord	Limbé, St-Raphael, Pignon, Cap-Haitien, Limonade
Artibonite	Gonaives, Saint-Marc, Petite Rivère de l'Artibonite, La Chapelle, L'Estère, Saint-Michel
Centre	Saut d'Eau, Mirebalais, Belladère, Maissade, Lascahobas, Thomassique, Savanette, Boucan Carré, Thomonde, Hinche
Ouest	Port-au-Prince, Delmas, Petion-Ville, Léogane, Petit-Goave, Tabarre, Cabaret, Arcahaie, Croix-des-Bouquets, Thomazeau, Cornillon, Carrefour
Sud-Est	Marigot, Jacmel, La Vallée de Jacmel, Cayes-Jacmel, Anse-à-Pitres, Bainet, Belle-Anse
Sud	Chantal, Aquin, Coteaux, Camp-Pérrin, Torbeck
Nippes	Miragoane, Baradères
Grande'Anse	Dame Marie, Chambellan, Jérémie, Les Irois, Abricot, Pestel, Beaumont, Corail

**DTM**

IOM • OIM

THE UN MIGRATION AGENCY

HAITI : COVID-19 BORDER MONITORING

Flow Monitoring on 50 Border Crossing Points between Haiti and the Dominican Republic

HAITI - WEEKLY SITREP - 21 SEPTEMBER TO 4 OCTOBER 2020

BI-MONTHLY SITREP 24

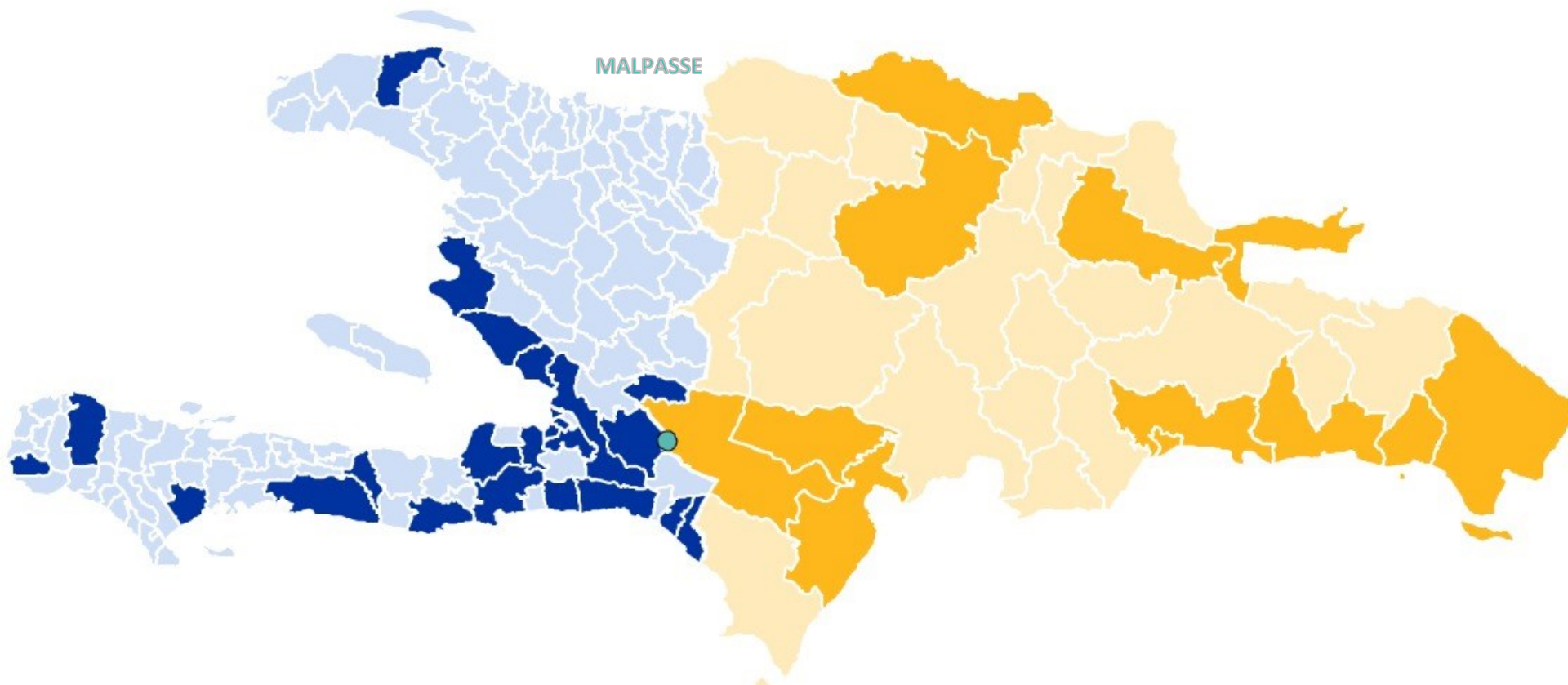
4 October 2020

23:00 (GMT -4)



Funded by the European Union

ORIGIN AND DESTINATION OF VOLUNTARY RETURNS BY BORDER CROSSING POINT—WEEKS OF 21 SEPTEMBER TO 4 OCTOBER 2020 - MALPASSE



Origin in Dominican Republic

Santo Domingo, Distrito Nacional, Santiago, Independencia, La Altagracia, Duarte, Barahona, Puerto Plata, San Pedro de Macoris, Bahoruco, La Romana, Samana

Destination in Haiti: Département	Destination in Haiti: Commune
Nord-Ouest	Port-de-Paix
Artibonite	Saint-Marc
Ouest	Delmas, Arcahaie, Pétiion-Ville, Croix-des-Bouquets, Léogane, Carrefour, Port-au-Prince, Cabaret, Cornillon, Cité-Soleil, Ganthier
Sud-Est	Jacmel, Thiotte, Belle Anse, Bainet, Marigot, Anse-a-Pitre
Sud	Les Cayes, Aquin
Nippes	Miragoane
Grande'Anse	Jérémie, Les Irois

For more information, please contact us at: dtmhaiti@iom.int

**DTM**

IOM • OIM

THE UN MIGRATION AGENCY

HAITI : COVID-19 BORDER MONITORING

Flow Monitoring on 50 Border Crossing Points between Haiti and the Dominican Republic

HAITI - WEEKLY SITREP - 21 SEPTEMBER TO 4 OCTOBER 2020

BI-MONTHLY SITREP 24

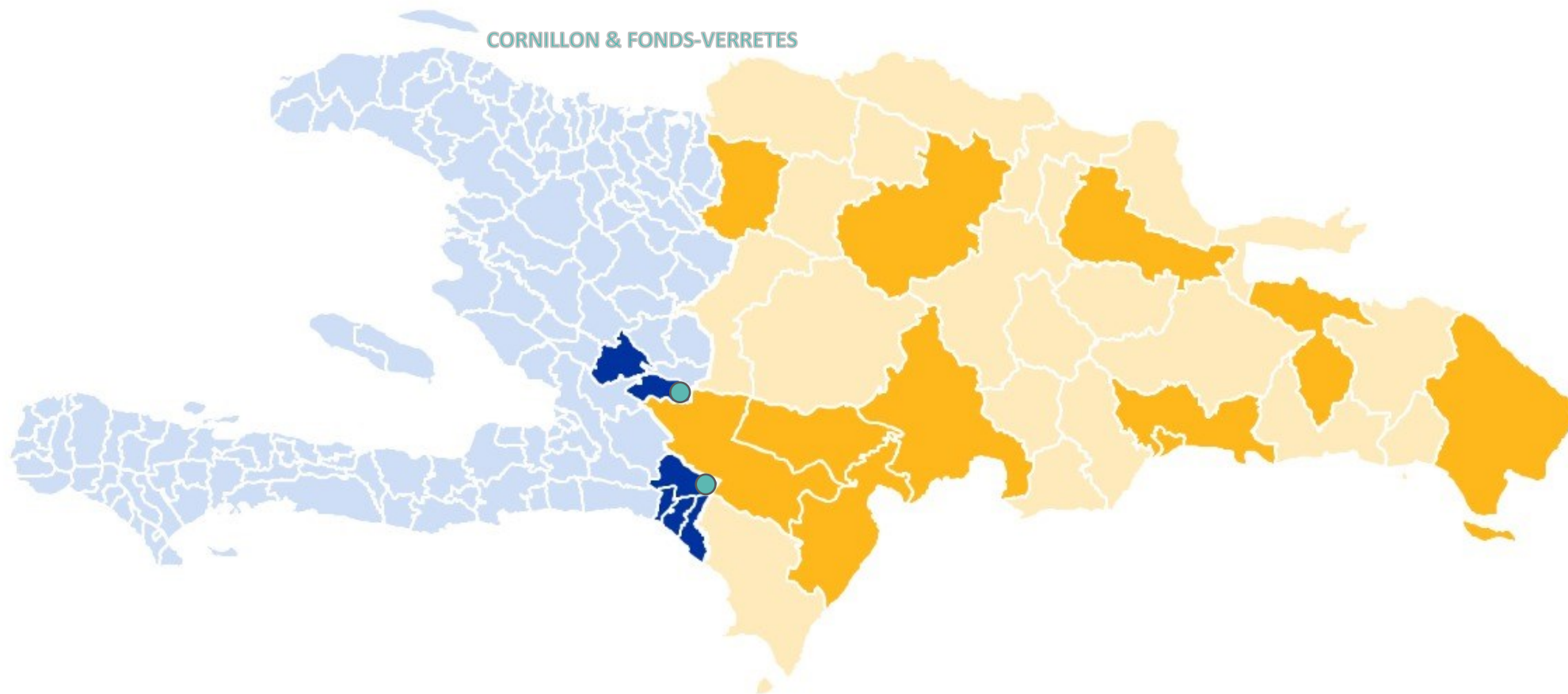
4 October 2020

23:00 (GMT -4)



Funded by the European Union

ORIGIN AND DESTINATION OF VOLUNTARY RETURNS BY BORDER CROSSING POINT—WEEKS OF 21 SEPTEMBER TO 4 OCTOBER 2020 - CORNILLON & FONDS -VERRETTES



Origin in Dominican Republic

Azua, Bahoruco, Barahona, Dajabon, Distrito Nacional, Duarte, Hato Mayor, Independencia, La Altagracia, Santiago, Santo Domingo

Destination in Haiti: Département

Destination in Haiti: Commune

Centre	Mirebalais
Ouest	Fonds-Verrettes, Cornillon
Sud-Est	Thiotte, Anse-à-Pitre, Grand-Gosier