

Top LGAs with Variation
Round 33
Round 32

Takum
4,021
718

Donga
7,566
3,853

Dukku
1,532
1,875

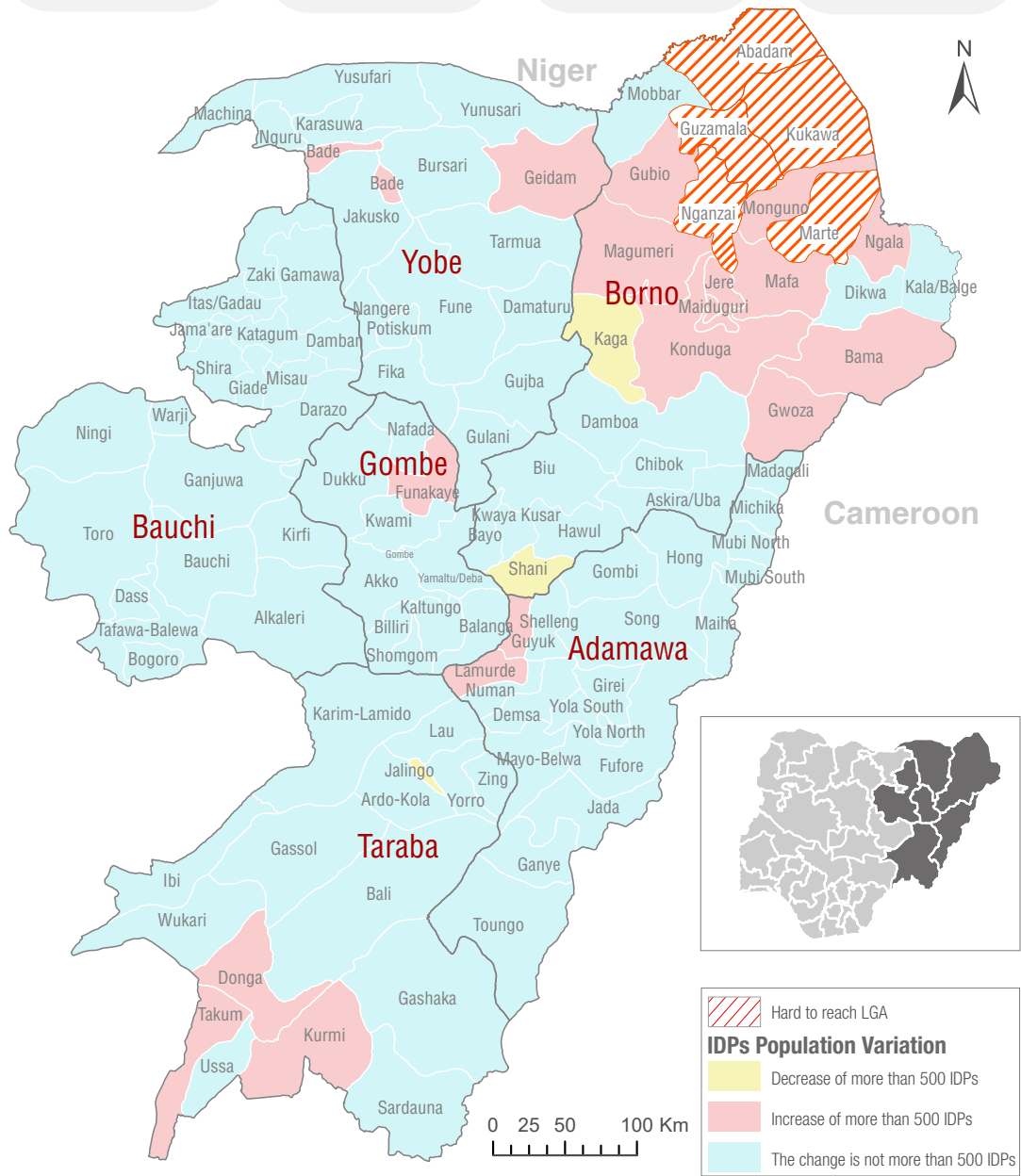
Jalingo
23,227
29,875

Takum: IDP population increase due to communal clashes in Nyivu and some villages in Donga LGA.

Donga: IDP population increase due to communal clashes in some villages in the Local Government Area (LGA).

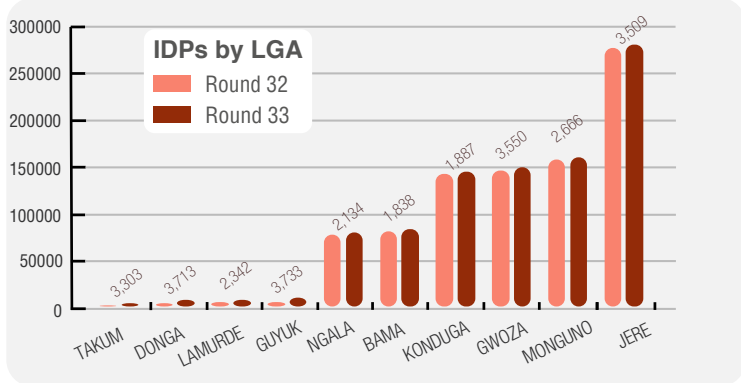
Dukku: IDP population decrease as a result of return to place of origin in search of livelihood means.

Jalingo: IDP population decrease as a result of return to place of origin due to improved security.

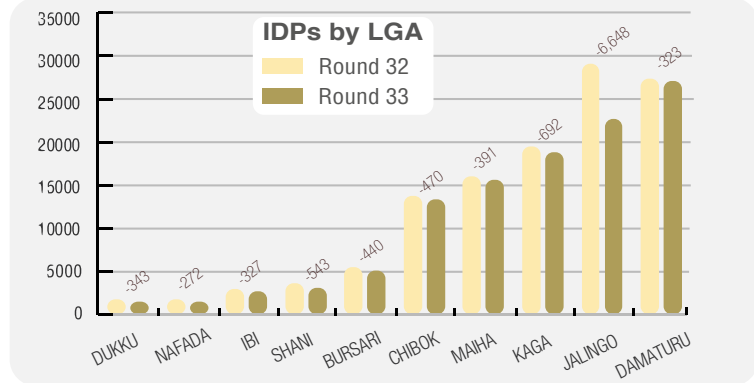


Abadam, Guzamala, Kukawa, Marte and Nganzai LGAs were inaccessible during Round 33 assessment due to fear of attacks and presence of Non State Armed Groups (NSAGs).

TOP LGAs WITH IDP POPULATION INCREASE



TOP LGAs WITH IDP POPULATION DECREASE



Reasons for increase: New arrivals, Livelihood means, Conflict/Attack

Reasons for decrease: Returned to place of origin, Conflict/Attack

The depiction and use of boundaries, geographic names, and related data shown on maps and included in this report are not warranted to be error free nor do they imply judgment on the legal status of any territory, or any endorsement or acceptance of such boundaries by IOM.