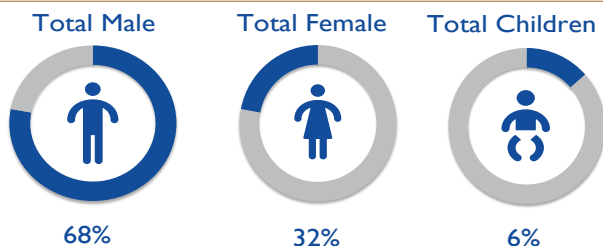


OVERVIEW

In August 2020, a total of 7,349* movements were observed across Ethiopia's five flow monitoring points (FMPs). This represents a 9% increase in daily average movements in comparison with June 2020 when an average of 218 movements per day were observed. However, this is still 37% lower than the average daily movements in February which was prior to the emergence of the first confirmed COVID-19 case in Ethiopia in March 2020. The average daily movement has been impacted by measures taken to contain the spread of COVID-19 in the region.

Following the ease of COVID-19-related movement restrictions in the region, outgoing movements in August were increasingly higher (74%) than incoming movements (24%). A total of 5,418 outgoing movements were observed of which 2,659 (49%) were going to the Kingdom of Saudi Arabia and 1,108 (20%) intended to go to Somalia. 1,931 incoming movements were observed, of which 971 (50%) had originated from Djibouti. It should be noted that most of these movements (570) were Ethiopian nationals who were likely returning home.

DEMOGRAPHICS



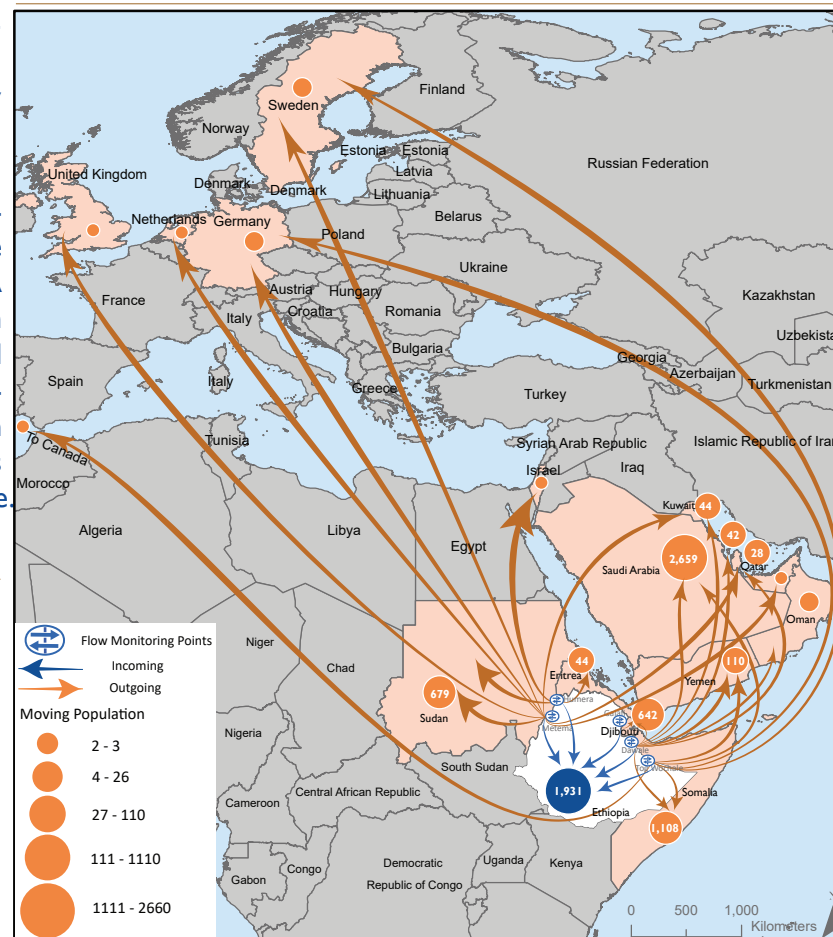
VULNERABILITY PROFILE

Male Unaccompanied children	1.7%
Children under 5 years	1.0%
Female Unaccompanied children	0.4%
Lactating Mothers	0.3%
Pregnant Females	0.2%
Physical Disability	0.2%

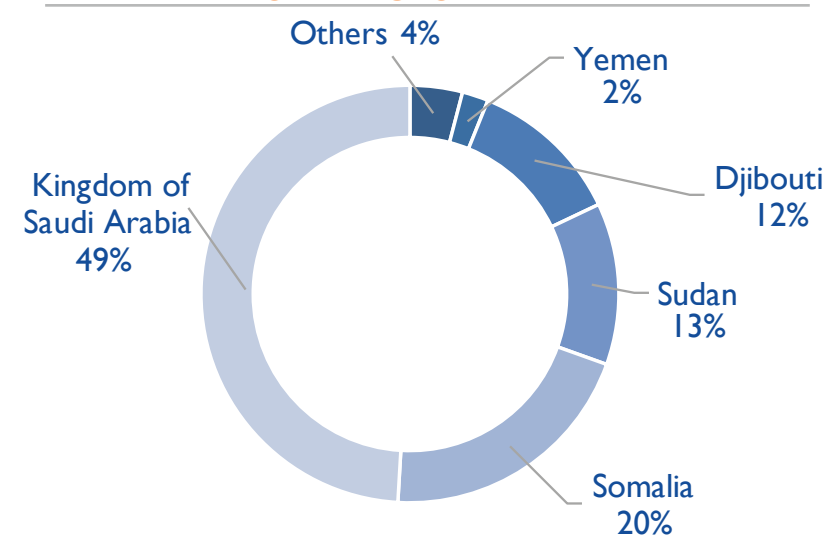
KEY FIGURES



MOVEMENT ILLUSTRATION

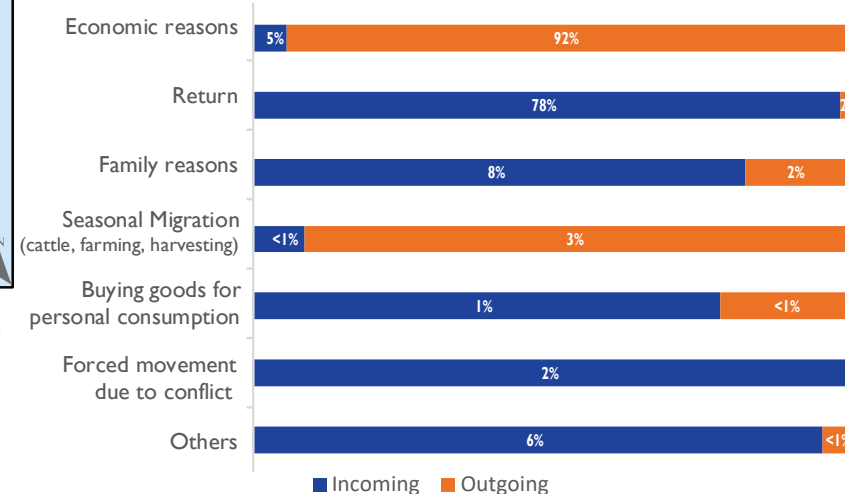


INTENDED DESTINATIONS

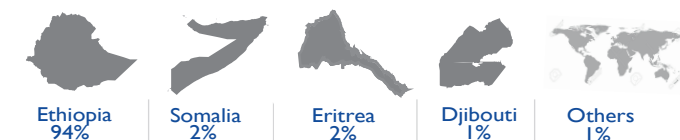


***Please note that figures from Yemen and the Kingdom of Saudi Arabia should be interpreted jointly as movement to KSA often passes through Yemen.*

TYPE OF FLOW



NATIONALITIES OF PEOPLE ON THE MOVE



*Data collection at Galafi Flow Monitoring Point was interrupted between 11 to 31 August 2020, thus affecting the overall number of movements.

Disclaimer: This map is for illustration purposes only. Names and boundaries on this map do not imply official endorsement or acceptance by IOM.

DATA SOURCES: DTM, OCHA, ESRI, UNDP