

Key Findings

Round 31 • May-June 2020



600,362

migrants in Libya



1,216 USD

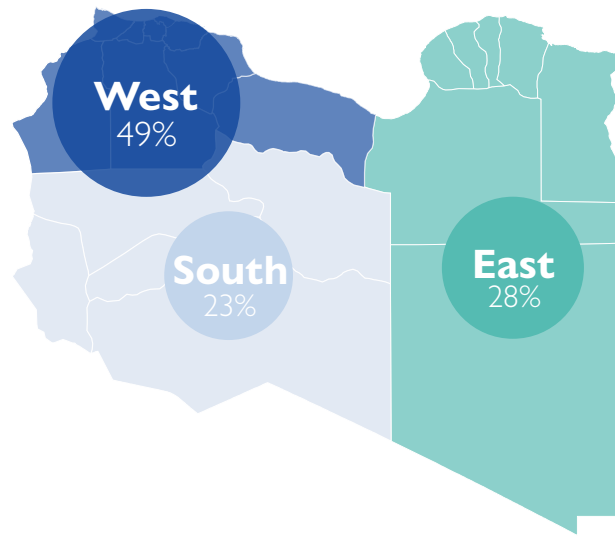
migration journey cost
(average per person)



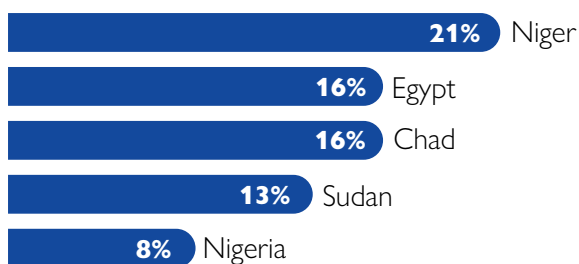
28%

of migrants reported that the remittances they send home are the primary source of income for their household

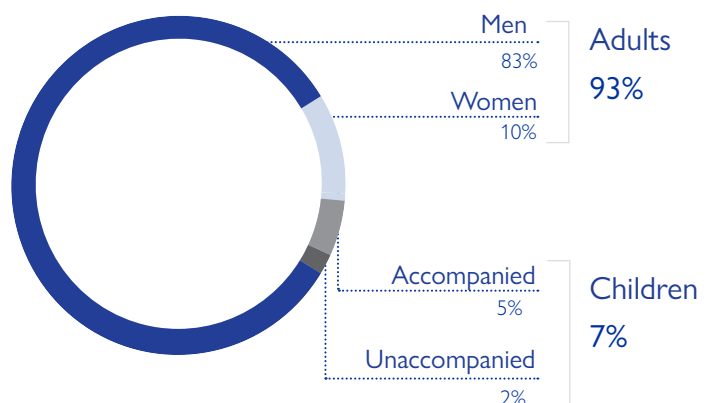
Distribution of migrants per geographical areas



Top 5 nationalities



Demographics



Migrants were present in:

569 communities
(out of 667)

2,263 Interviews with key informants
(Round 31, Mobility Tracking)

100 municipalities
(out of 100)

3,800 Interviews with migrants
(May - June 2020 Flow Monitoring Surveys)