

HIGHLIGHTS

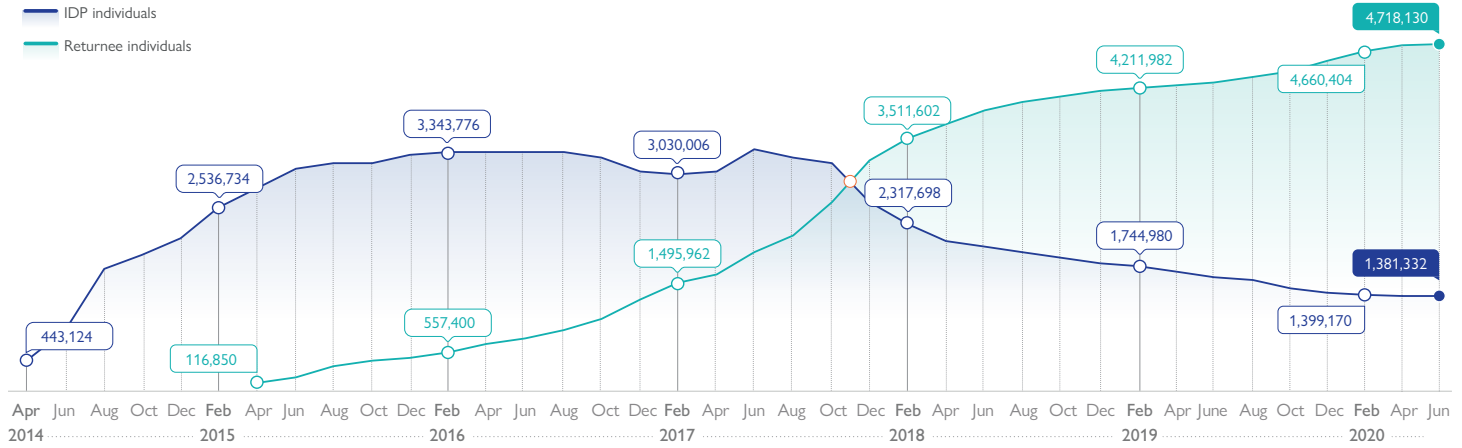


Figure 1. Number of IDPs and returnees over time

Data collection for Round 116 took place in May and June 2020. As of 30 June 2020, DTM identified 4,718,130 returnees (786,355 households), dispersed across 8 governorates, 38 districts, and 2,042 locations in Iraq. A lower number of new returnees was recorded in Round 116 (12,948) compared with the number recorded in Round 115 (44,778) and this number of new returnees constitute one of the lowest since returns started in 2015. The most common governorates that individuals returned to between May and June 2020 include Ninewa (where 7,542 individuals were recorded), Salah al-Din (3,222), and Anbar (1,578). As with Round 115, this low return rate is unsurprising as the Iraqi government authorities continue to impose mobility restrictions to curb the spread of the Coronavirus (COVID-19).

During the same period, DTM also identified 1,381,332 IDPs (230,222 households), dispersed across 18 governorates, 104 districts, and 2,977 locations in Iraq (-9 locations since the previous round). This represents an overall decrease of 8,208 IDPs from the previous round.

Regarding IDPs' area of origin, consistent with the previous round, 60 per cent of the current caseload of IDPs come from Ninewa Governorate, especially from Mosul (277,050 individuals), Sinjar (265,518 individuals), and Al-Ba'aj (114,426). The next highest shares of IDPs come from Salah al-Din and Anbar governorates, featuring 11 per cent and 10 per cent respectively of the country's total caseload.

👤 Displacement Overview		
As of 30 June 2020		
👤 1,381,332 IDP individuals	👪 230,222 IDP households	
Main Governorates of Displacement		
Ninewa 324,078 IDPs	Dahuk 319,062 IDPs	Erbil 236,496 IDPs
Geographic Distribution		
🇮🇶 18 Governorates	🇮🇶 104 Districts	📍 2,997 Locations

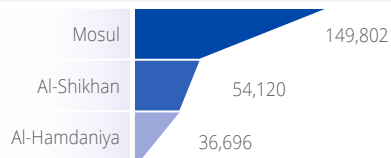
👤 Return Overview		
As of 30 June 2020		
👤 4,718,130 Returnee individuals	👪 786,355 Returnee households	
Main Governorates of Return		
Ninewa 1,807,170 Returnees	Anbar 1,503,468 Returnees	Salah al-Din 692,142 Returnees
Geographic Distribution		
🇮🇶 8 Governorates	🇮🇶 38 Districts	📍 2,042 Locations

DISPLACEMENT OVERVIEW

The below graphs show (1) the number of IDPs in all governorates of displacement, (2) the number of IDPs in each main district as well as (3) the proportion of IDPs per governorate of origin for each governorate of displacement.

Ninewa 324,078 IDPs

▶ Three main districts of displacement



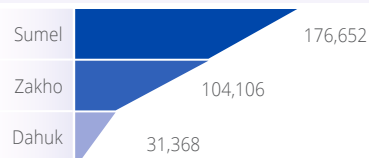
▶ Governorates of origin



Others include: Erbil, Salah al-Din, Kirkuk and Anbar

Dahuk 319,062 IDPs

▶ Three main districts of displacement



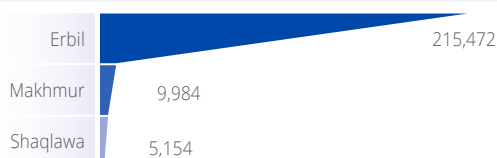
▶ Governorates of origin



Others include: Salah al-Din, Anbar, Kirkuk and Baghdad

Erbil 236,496 IDPs

▶ Three main districts of displacement



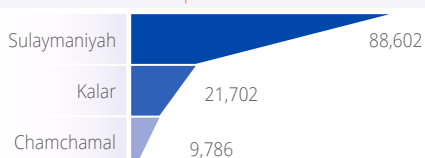
▶ Governorates of origin



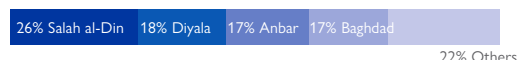
Others include: Baghdad, Erbil, Kirkuk and Diyala

Sulaymaniyah 139,860 IDPs

▶ Three main districts of displacement



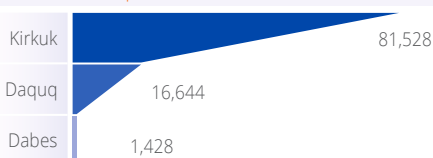
▶ Governorates of origin



Others include: Ninewa, Babylon and Kirkuk

Kirkuk 100,026 IDPs

▶ Three main districts of displacement



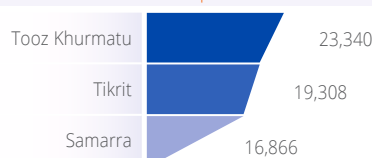
▶ Governorates of origin



Others include: Diyala, Anbar, Baghdad and Babylon

Salah al-Din 68,700 IDPs

▶ Three main districts of displacement



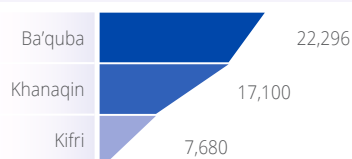
▶ Governorates of origin



Others include: Diyala, Ninewa and Anbar

Diyala 53,688 IDPs

▶ Three main districts of displacement



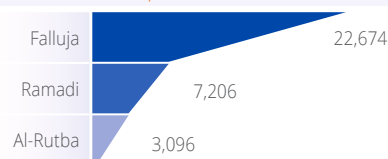
▶ Governorates of origin



Others include: Anbar, Babylon, Baghdad, Ninewa and Kirkuk

Anbar 36,162 IDPs

▶ Three main districts of displacement



▶ Governorates of origin

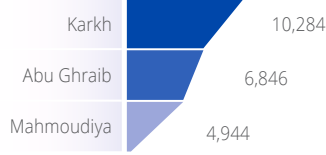


Others include: Salah al-Din, Baghdad, Ninewa and Kirkuk

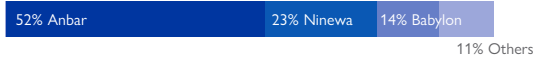
DISPLACEMENT OVERVIEW

Baghdad 35,034 IDPs

▶ Three main districts of displacement



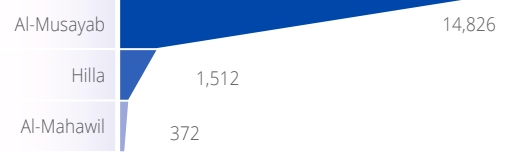
▶ Governorates of origin



Others include: Salah al-Din, Diyala, Baghdad and Kirkuk

Babylon 17,004 IDPs

▶ Three main districts of displacement




▶ Governorates of origin



Others include: Anbar, Baghdad, Diyala, Salah al-Din and Kirkuk

Kerbala 15,558 IDPs

▶ Three main districts of displacement



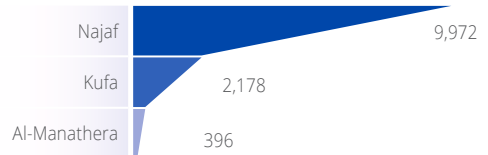
▶ Governorates of origin



Others include: Anbar, Kirkuk, Diyala, Salah al-Din and Baghdad

Najaf 12,546 IDPs

▶ Three main districts of displacement



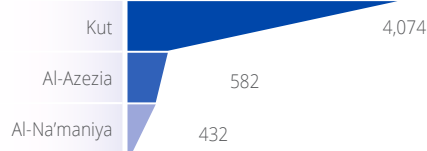
▶ Governorates of origin



Others include: Diyala, Salah al-Din, Anbar and Kirkuk

Wassit 6,084 IDPs

▶ Three main districts of displacement



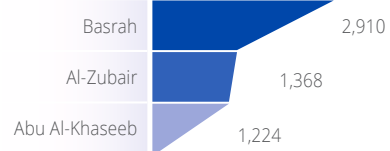
▶ Governorates of origin



Others include: Diyala, Salah al-Din and Anbar

Basrah 6,528 IDPs

▶ Three main districts of displacement



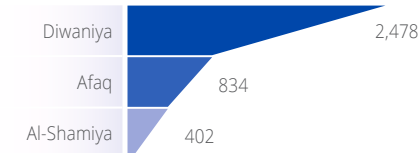
▶ Governorates of origin



Others include: Diyala, Baghdad and Babylon

Qadisiya 3,888 IDPs

▶ Three main districts of displacement



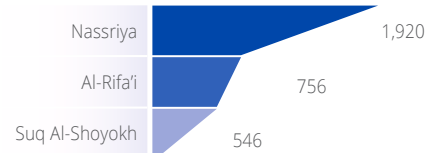
▶ Governorates of origin



Others include: Baghdad and Salah al-Din

Thi-Qar 3,396 IDPs

▶ Three main districts of displacement



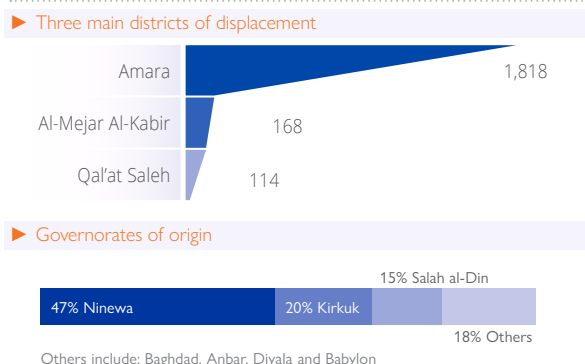
▶ Governorates of origin



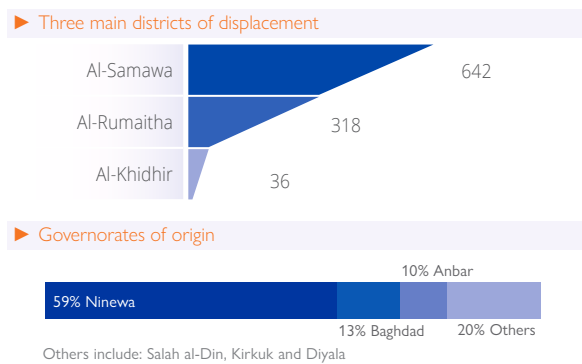
Others include: Baghdad, Salah al-Din, Diyala, Kirkuk and Babylon

DISPLACEMENT OVERVIEW

Missan 2,226 IDPs



Muthanna 996 IDPs



IDP SITUATION UPDATE

Overall IDP figures: During May and June, DTM identified 1,381,332 IDPs (230,222 households) dispersed across 18 governorates, 104 districts, and 2,977 locations in Iraq. This represents a decrease of 8,208 IDPs from the number identified in March-April, with the most significant decrease taking place in Ninewa (-4,134, -1%), Salah al-Din (-2,076, -3%), and Baghdad (-1,128, -3%).

Recent IDP movements: Despite the overall decrease in the total caseload of IDPs across the country, 3,456 IDP individuals arrived in assessed locations during May and June 2020. Most new arrivals (2,790 individuals, accounting for 81% of all those recorded) came from other areas of displacement. In addition, 7 individuals in Erbil were re-displaced after initially returning to their areas of origin due to security concerns. Finally, 666 individuals were recorded as displaced from their area of origin for the first time, mainly to Sulaymaniyah Governorate (636 individuals), with small numbers also recorded in Ninewa and Diyala. Most of them fled from Baghdad, Salah Al-Din and Ninewa due to the worsening security situation, lack of services, and a shortage of employment opportunities.

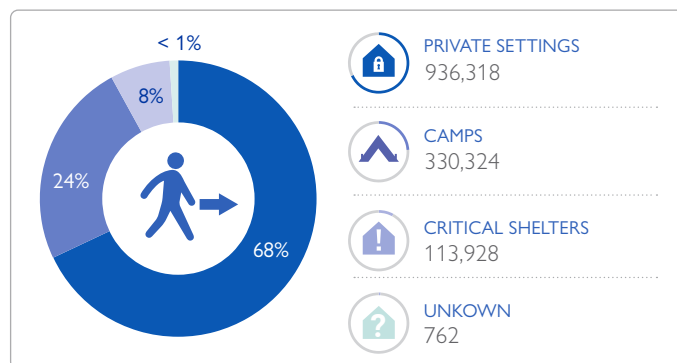
IDP areas of origin: 60 per cent of the current caseload of IDPs come from Ninewa Governorate, especially from Mosul (277,050 individuals), Sinjar (265,518 individuals), and Al-Ba'aj (114,426). The second and third largest shares of IDPs come from Salah al-Din and Anbar governorates, with 11 per cent and 10 per cent respectively. The top districts of origin are Tuz Khumatu (with 40,194 individuals), Balad (28,632) and Baiji (27,804) in Salah al Din, and Ramadi (67,266), Falluja (48,594) and Al Ka'im (11,958) in Anbar.

Shelter types: 68 per cent of IDPs are living in private settings (936,318), 24 per cent are in camps (330,324), and 8 per cent (113,928) in critical shelters. A decrease of 2,868 IDPs in camp settings was recorded, mainly in Ninewa (-1,668), Erbil (-588), and Anbar (-372). At the district level, the three districts with the greatest decreases of IDPs living in camp settings

are Al-Hamdaniya (-1,614), Makhmur (-516), and Sulaymaniyah (-246). A total of 113,928 individuals were recorded as living in critical shelters. An increase of 1,026 individuals (171 families) living in critical shelters has been observed since the previous round. At the national level, 8 per cent of IDPs continue to live in critical shelters; however, there is a notable variation among governorates: Anbar (48%), Salah al-Din (29%), Qadissiya (19%), Missan (11%), Baghdad (12%), Dahuk (11%), and Najaf (11%). Districts hosting the highest numbers of IDPs living in critical shelters include Sumel (27,678), Falluja (12,840), Samarra (9,372), and Mosul (8,112). Additionally, there are 79 locations where all IDPs are living in critical shelters, mainly in the districts of Falluja and Basrah.

Reasons for movements: Overall reasons for the decrease in numbers of IDPs remain consistent across rounds and include improvements in the security situation and the provision of services and rehabilitation of houses in areas of origin. Movements between governorates were limited due to the national curfew imposed at the beginning of March in response to the COVID-19 outbreak.

Figure 2. IDP shelter types

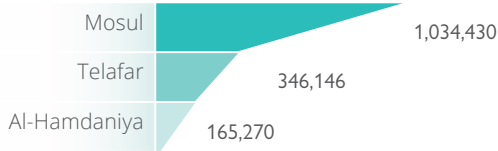


RETURNS OVERVIEW

The below graphs show (1) the number of returnees in all governorates of origin, (2) the number of returnees in each main district as well as (3) the proportion of returnees per governorate of last displacement for each governorate of origin

Ninewa 1,807,170 Returnees

▶ Three main districts of return



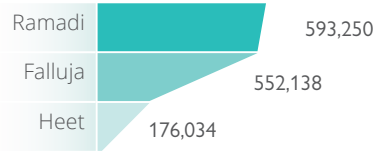
▶ Governorates of last displacement



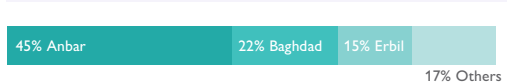
Others: Najaf, Kerbala, Baghdad, Babylon, Kirkuk, Wassit, Sulaymaniyah, Salah al-Din, Basrah, Missan, Qadissiya, Thi-Qar, Muthanna, Diyala and Anbar

Anbar 1,503,468 Returnees

▶ Three main districts of return



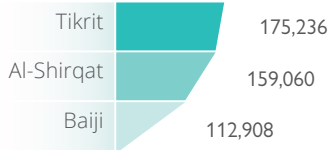
▶ Governorates of last displacement



Others: Kirkuk, Sulaymaniyah, Babylon, Salah al-Din, Dahuk, Kerbala, Ninewa and Diyala

Salah al-Din 692,142 Returnees

▶ Three main districts of return



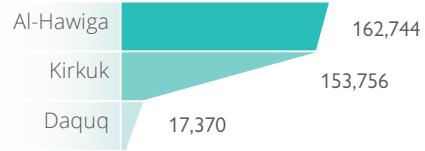
▶ Governorates of last displacement



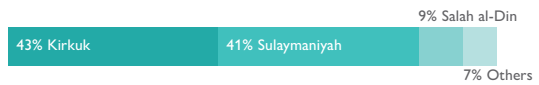
Others: Sulaymaniyah, Baghdad, Dahuk, Basrah, Kerbala, Najaf, Diyala, Missan, Babylon, Thi-Qar and Wassit

Kirkuk 341,106 Returnees

▶ Three main districts of return



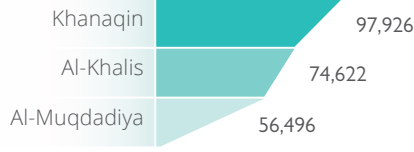
▶ Governorates of last displacement



Others: Erbil, Ninewa, Baghdad and Babylon

Diyala 230,244 Returnees

▶ Three main districts of return



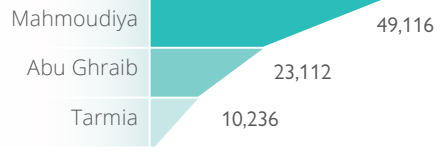
▶ Governorates of last displacement



Others: Baghdad, Erbil and Kerbala

Baghdad 90,228 Returnees

▶ Three main districts of return



▶ Governorates of last displacement




Others: Sulaymaniyah, Kerbala and Missan

Erbil 53,004 Returnees

▶ Three main districts of return



▶ Governorates of last displacement




Dahuk 768 Returnees

▶ Three main districts of return



▶ Governorates of last displacement



RETURNS OVERVIEW

RETURNEE SITUATION UPDATE

Overall return figures: DTM identified a total of 4,718,130 returnees (786,355 households) across 8 governorates, 38 districts, 2,042 locations in Iraq. A lower number of new returnees overall was recorded in Round 116 (12,948) compared with the number recorded in Round 115 (44,778), and substantially lower than the number recorded in Round 114 (63,954). This decrease can be partially explained by the movement restrictions imposed at the beginning of March in response to the COVID-19 outbreak.

Governorates with the highest numbers of overall returnees, as well as the highest number of new returnees in this round, include Ninewa (1,807,170 with 7,542 new returnees), Anbar (1,503,468 with 1,578 new returnees), and Salah al-Din (692,142 with 3,222 new returnees). During May and June, DTM recorded 2,238 returnees (373 families) who have arrived from camps. Most of them returned to Ninewa (1,506 individuals), especially to the districts of Sinjar (666 individuals), Al-Ba'aj (654 individuals), and Telafar (180 individuals).

District level figures: At the district level, Mosul in Ninewa remains the district hosting the highest number of returnees: 22 per cent of all individuals (1,034,430). Mosul also featured one of the largest influxes of returnees during this round, with 3,594 new individuals recorded. Ramadi district in Anbar has the second highest number of returnees (593,250 which amounts to 13% of all returnees), of which 6,504 were recorded for the first time in this round. Additionally, Falluja has the third highest number of returnees (552,138 which amounts to 12% of all returnees). Falluja was the only district where a lower number of returnees was recorded compared with the previous round (with 6,012 fewer recorded).

Districts with significant increases of returnees in this round include Sinjar (with 1,056 new individuals, now totaling 73,470), Al-Ba'aj (with 1,110 new individuals, now totalling 38,268), Telafar (with 1,038 new individuals, now totaling 346,146), as well as Al-Shirqat (with 708 new individuals, now totaling 159,060).¹

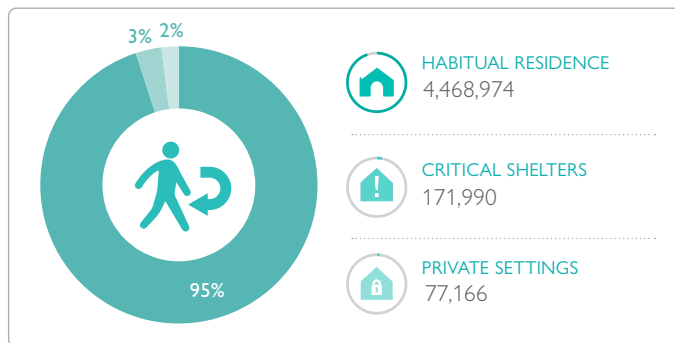
Reasons for return: Overall reasons for the increase in the numbers of returnees remain consistent across rounds and include improvements in the security situation and the provision of services, including schools, employment opportunities and the rehabilitation of houses in areas of origin. Additionally, a small number of returns can be explained by some

IDPs losing their jobs in locations of displacement due to the restrictions imposed in response to the COVID-19 pandemic. Some of the increase can also be attributed to expanded DTM coverage of new, previously unassessed areas. Moreover, in Tilkaif district in Ninewa as well as in Al-Fares, Baiji and Samarra districts in Salah Al-Din, some families were able to obtain the security clearance necessary to return to their areas of origin.

Shelter types: Almost all households (4,468,974 individuals, 95%) returned to habitual residences that are in good condition, and 2 per cent are living in other private settings (with host families, in hotels/motels or rental accommodation). Additionally, 3 per cent of returnees (171,990) are living in shelters in critical condition. Between May and June, an additional 6,546 individuals were recorded as living in critical shelters (compared with the March-April period).

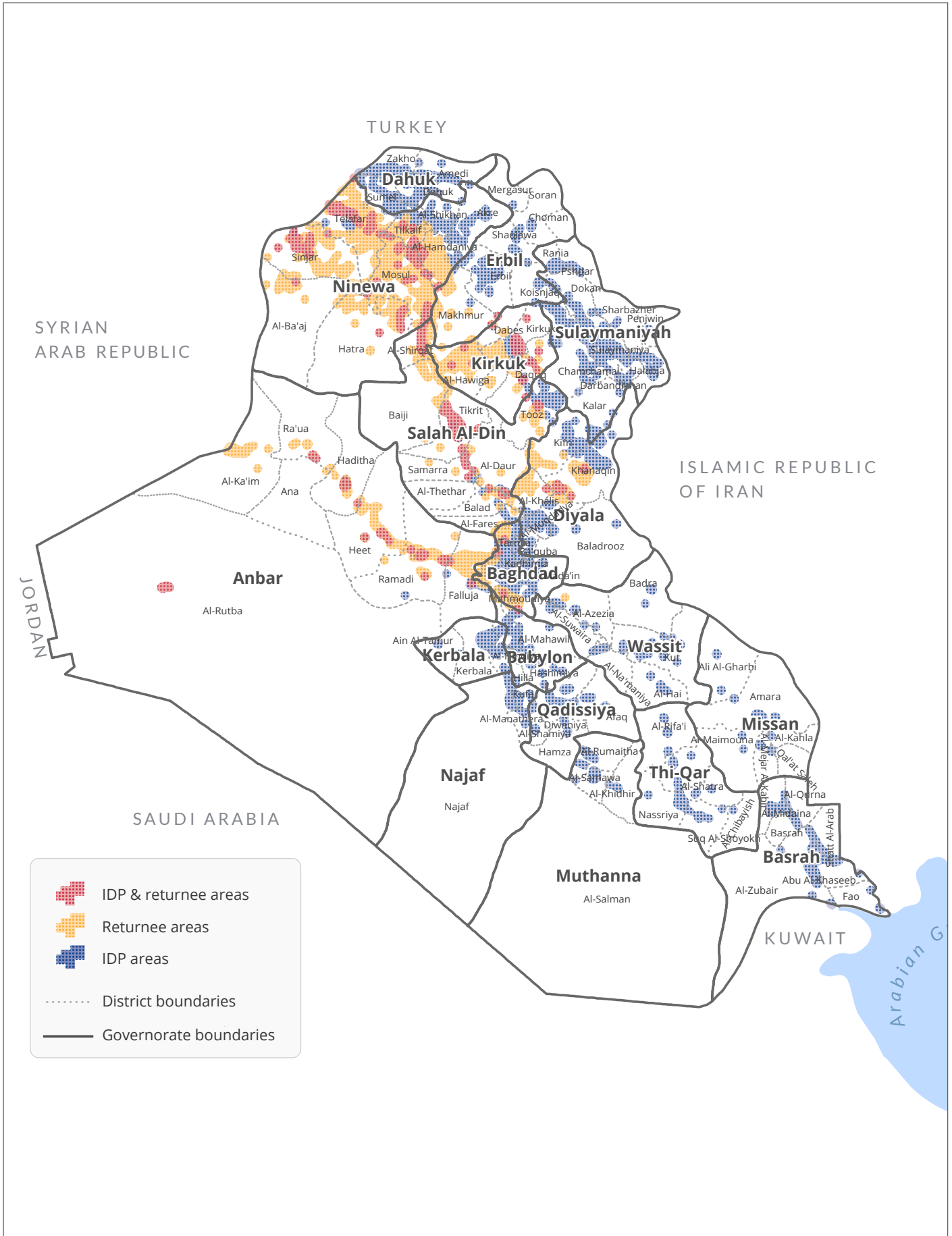
The highest numbers of individuals living in shelters in critical condition are in Ninewa Governorate (53,982), especially in Mosul (32,586), Sinjar (7,866) and Telafar (7,404). High numbers of individuals living in critical shelters are also recorded in Anbar Governorate (46,056), mainly in Ramadi (15,870) and Falluja (15,228), as well as Salah al-Din Governorate (38,418), especially in Baiji (10,920) and Tikrit (10,062). Overall, there are nine locations where all returnees are living in shelters in critical condition, hosting a total of 6,204 individuals. These individuals are living in four separate locations in Anbar (3,960), two locations in Ninewa (1,242), one location in Salah al-Din (780), and two locations in Kirkuk (222).

Figure 3. Returnee shelter types



¹ In June-July 2020, DTM Iraq implemented multiple rounds of Emergency Tracking assessments, producing information on the number of individuals returning to Ninewa Governorate's Sinjar and Al-Ba'aj districts from the Kurdistan Region of Iraq, as well as internally from within Ninewa governorate. All products are available at the following link: <http://iraqdtm.iom.int/IdpMovements>

Map 1. Presence of IDPs and returnees by area



METHODOLOGY

IOM's DTM aims to monitor displacement and provide accurate data about the IDP and returnee populations in Iraq. Data is collected through IOM's Rapid Assessment and Response Teams (RARTs), composed of over 100 staff members deployed across Iraq. Data collection for Round 116 took place during the months of May and June 2020 across 18 governorates.

Data from the IDP Master List and Returnee Master List is gathered through a well-established large network of over 9,500 key informants that includes community leaders, mukhtars, local authorities and security forces. Additional information is gathered from government registration data and partner agencies.

IOM RARTs collect Master List data continuously and report it bimonthly. However, limited access due to security issues and other operational constraints can affect information-gathering activities. The variation in displacement figures observed between different reporting periods, in addition to true variation of the population figures, may be influenced by other factors such as the continuous identification of previously displaced groups and the inclusion of data on secondary displacements within Iraq.

The displaced populations are identified through a process of collection, verification, triangulation and validation of data. IOM continues to closely coordinate with federal, regional and local authorities to maintain a shared and accurate understanding of displacement across Iraq. To facilitate analysis, this report divides Iraq into three regions: the Kurdistan Region of Iraq (KRI) includes Dahuk, Sulaymaniyah and Erbil governorates; the South includes Basrah, Missan, Najaf, Thi-Qar, Qadissiya and Muthana governorates; and the Central North includes Anbar, Babylon, Baghdad, Diyala, Kerbala, Kirkuk, Ninewa, Salah al-Din and Wassit governorates.

The methodology uses the following definitions:

The number of individuals is calculated by multiplying the number of households by six, the average size of an Iraqi household.

The DTM considers as Internally Displaced Persons (IDPs) all Iraqis who were forced to flee from 1 January 2014 onwards and are still displaced within national borders at the moment of the assessment.

The DTM considers as returnees all those displaced since January 2014 who have returned to their location of origin, irrespective of whether they have returned to their former residence or to another shelter type. The definition of returnees is not related to the criteria of returning in safety and dignity, nor with a defined durable solutions strategy.

The location is defined as an area that corresponds either to a village for rural areas or a neighbourhood for urban areas (i.e. fourth official administrative division).

Habitual residence is the same residence prior to displacement.

Private settings include owned property, rented houses, hotels/motels and host families.

Critical shelters include informal settlements, religious buildings, schools and unfinished or abandoned buildings. For returnees, it also includes habitual residences that are severely damaged or destroyed and for IDPs, long-term rental accommodations that are unfit for habitation (having characteristics of unfinished or severely damaged buildings).

IOM DISCLAIMER

The information contained in this report is for general information purposes only. Names and boundaries on DTM information products do not imply official endorsement or acceptance by IOM. The information in the DTM portal is the result of data collected by IOM field teams and complements information provided and generated by governmental and other entities in Iraq. IOM Iraq endeavors to keep this information as up to date and accurate as possible, but makes no claim—expressed or implied—on the completeness, accuracy and suitability of the information provided through this report. Challenges that should be taken into account when using DTM data in Iraq include the fluidity of the displaced population movements along with repeated emergency situations and limited access to large parts of the country. In no event will IOM be liable for any loss or damage, whether direct, indirect or consequential, related to the use of this report and the information provided herein.

IOM Iraq thanks the U.S. Department of State, Bureau of Population, Refugees and Migration (PRM) for its continued support. IOM Iraq also expresses its gratitude to IOM Iraq's Rapid Assessment and Response Team (RART) members for their work in collecting the data, often in very difficult circumstances; their tireless efforts are the groundwork of this report.

