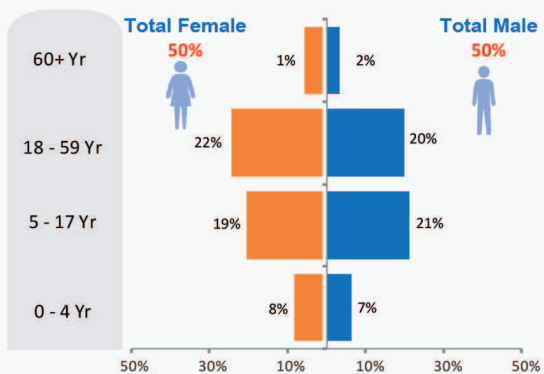


\* Overall returnees through **Torkham** and **Chaman/Spin Boldak** since January 2017 **69,268**

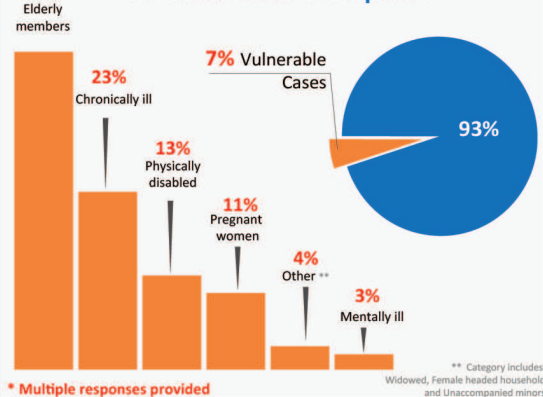


This reporting period **1,004**

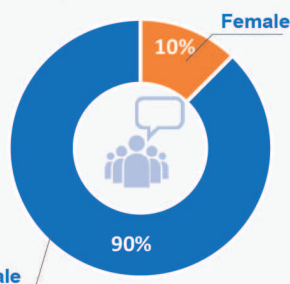
### Age-Gender Disaggregation (Individuals)



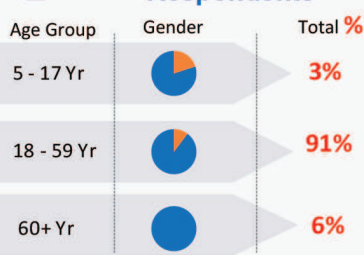
### \* Vulnerable Cases Reported



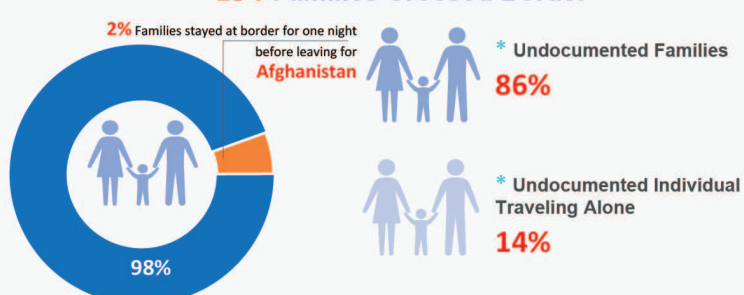
### Respondent Gender



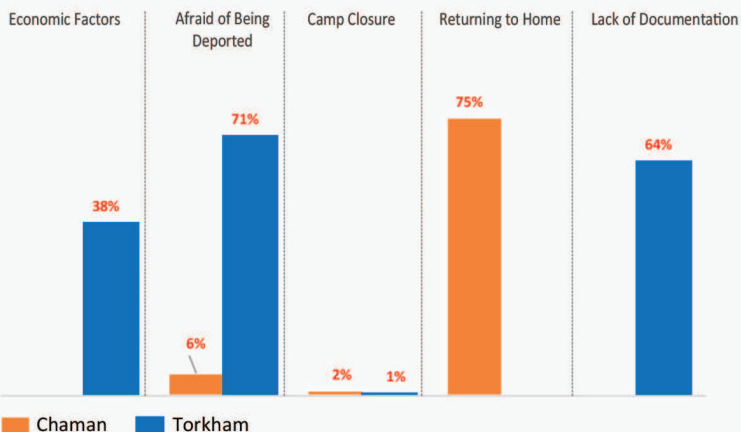
### Age Group of Respondents



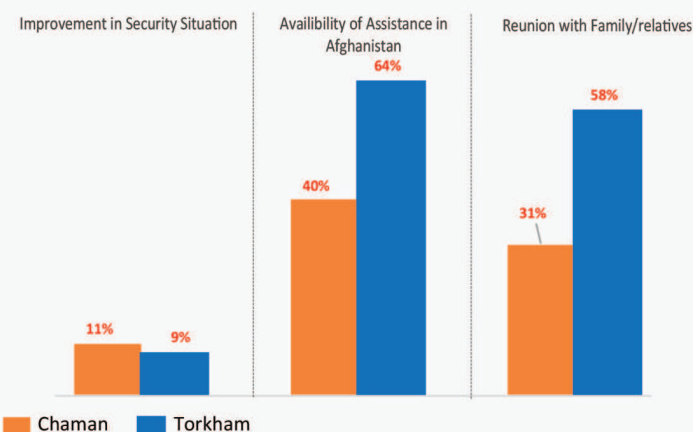
### 154 Families Crossed Border



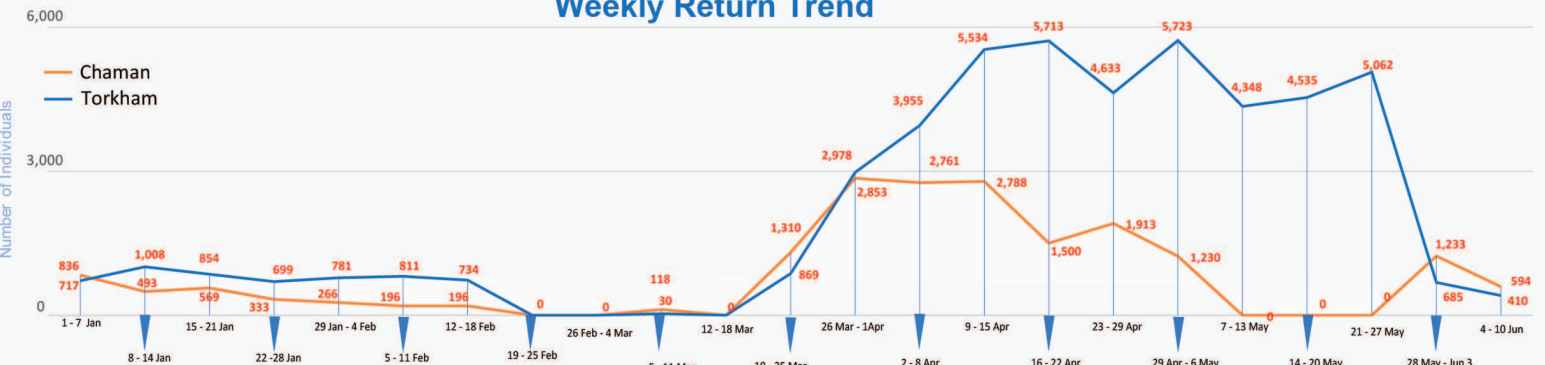
### PUSH Factors



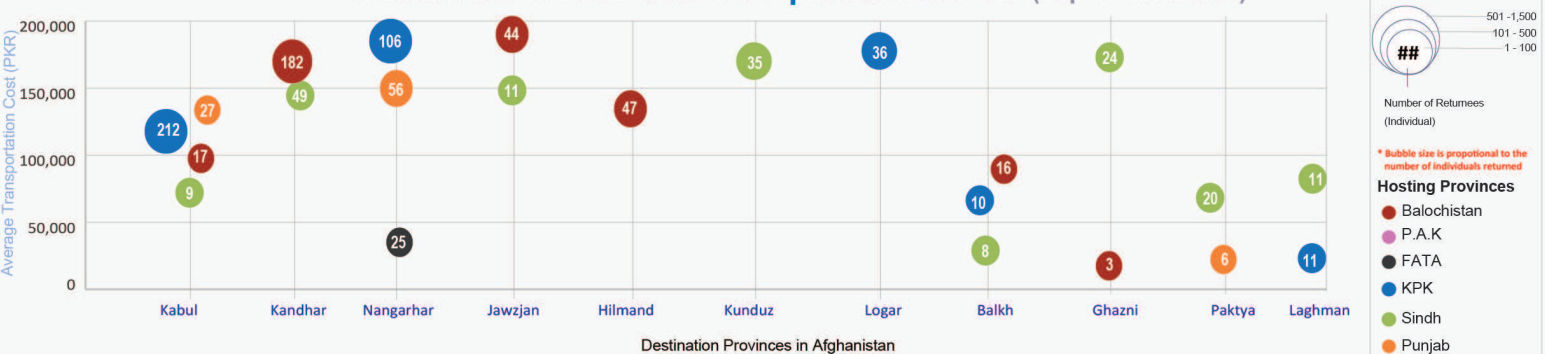
### PULL Factors



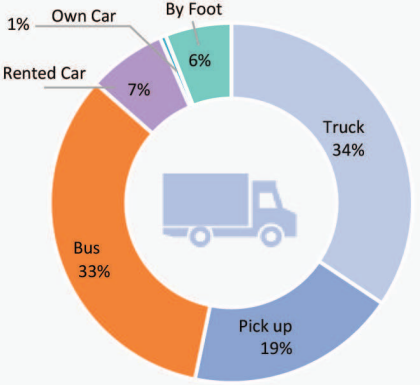
### Weekly Return Trend



### Movement Trends and Transportation Costs (Top 10 Provinces)



## 112 Vehicles crossed the border




## Average Amount Paid by Vehicle Type

Vehicle Type	Chaman	Torkham
<b>Truck</b>	Min: 8,000 PKR Max: 320,000 PKR	Min: 20,000 PKR Max: 100,000 PKR
<b>Bus</b>	Min: 2,500 PKR Max: 68,000 PKR	Min: 18,000 PKR Max: 80,000 PKR
<b>Pickup</b>	Min: 1,500 PKR Max: 46,000 PKR	Min: 15,000 PKR Max: 46,000 PKR
<b>Rented Car</b>	Min: 500 PKR Max: 68,000 PKR	Min: 8,000 PKR Max: 20,000 PKR

On average **14** individuals used one Truck  
On average **9** individuals used one Bus  
On average **8** individuals used one Pickup  
On average **6** individuals used one car

## \* % of Households travelling with assets to Afghanistan



## Population Movement Trend for Spontaneous Returns of Undocumented Afghans from Pakistan

